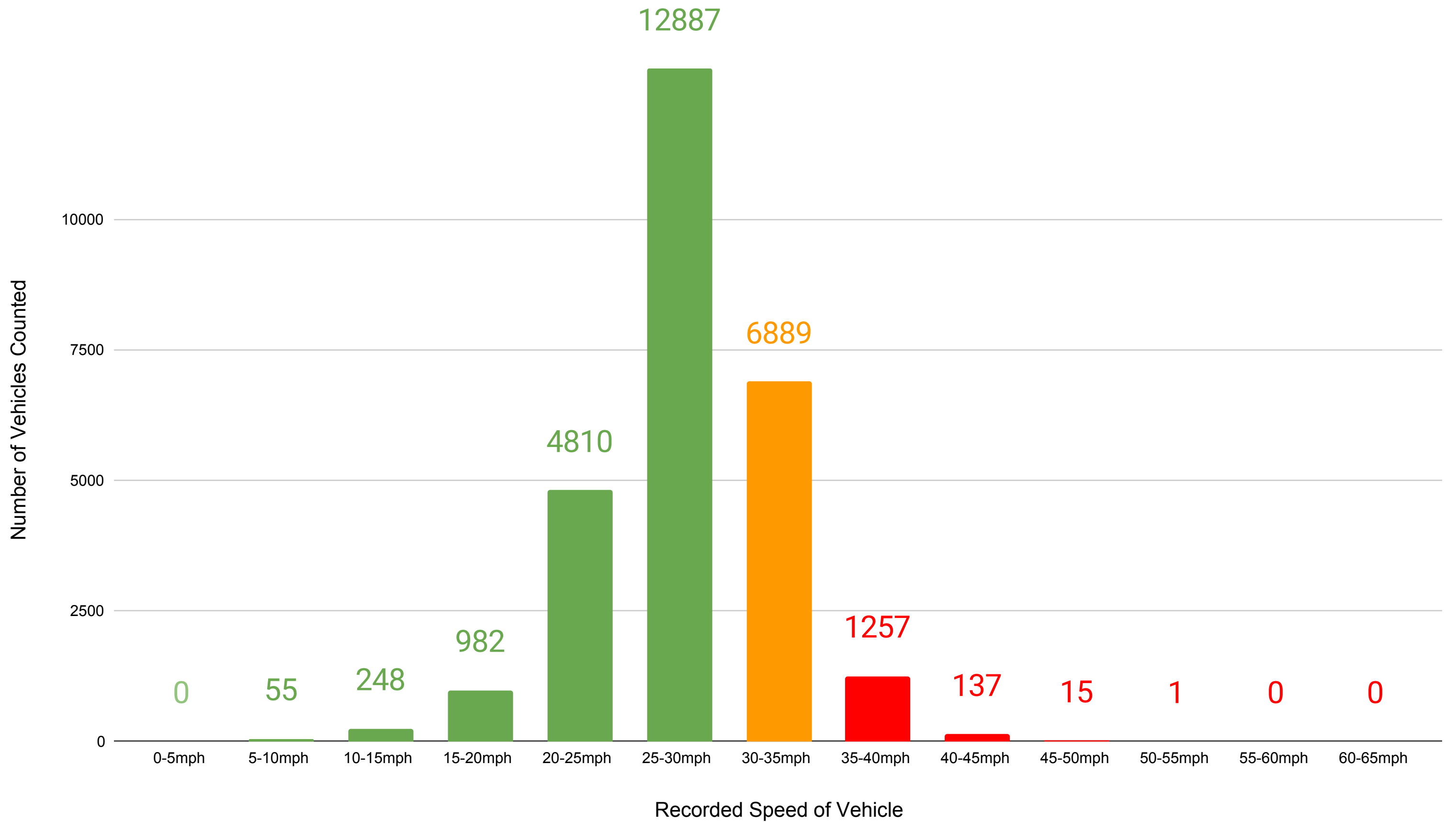


Strumpshaw, Long Lane, Facing Brundall 4 Mar 2024- 4th April (27281 counts)



For Project: Bottom of Long Lane (Dedicated Post) - Facing Brundall

Project Notes:

Location/Name: Incoming

Report Generated: 07/04/2024 22:24:07

Speed Intervals 5 MPH

Time Intervals Instant

Traffic Report From 04/03/2024 11:00:00 through 04/04/2024 23:59:59

85th Percentile Speed 33.1 MPH

85th Percentile Vehicles 23189

Max Speed 55 MPH on 15/03/2024 22:10:00

Total Vehicles 27281

AADT: 864

Volumes - weekly counts

Time	5 Day	7 Day
Average Daily	902	848
AM Peak 11:00	66	66
PM Peak 16:00	95	85

Speed

Speed Limit: 30

85th Percentile Speed: 33.1

50th Percentile Speed: 27.9

10 MPH Pace Interval: 25.0 MPH to 35.0 MPH

Average Speed: 27.89

	Monday	Tuesday	Wednesday	Thursday	Friday	Saturday	Sunday
Count over limit	1259	1266	1402	1321	1252	1007	792
% over limit	31.7	27.8	30.8	29.2	31.5	30.6	32.9
Avg Speeder	33.4	33.5	33.5	33.4	33.5	33.5	33.5
Avg Speed	14.1	13.5	13.7	13.9	13.6	14.5	16.3

Day/Time Ending	85th pctl (MPH)	85th pctl cnts	Total Cnts	Max Speed	Avg Speeder	% Speeders	Avg Speed
04/03/2024 12:00:00	33.7	33	39	40	33.1	43.6%	28.8
04/03/2024 13:00:00	32.0	49	58	40	33.7	22.4%	27.2
04/03/2024 14:00:00	32.7	46	54	40	33.2	27.8%	28.0
04/03/2024 15:00:00	32.9	60	70	40	33.0	30.0%	27.6
04/03/2024 16:00:00	32.9	79	93	40	33.0	31.2%	27.4
04/03/2024 17:00:00	32.9	76	90	40	32.7	35.6%	27.4
04/03/2024 18:00:00	33.0	68	80	40	33.1	32.5%	28.8
04/03/2024 19:00:00	34.4	56	66	45	34.4	36.4%	28.7
04/03/2024 20:00:00	32.5	22	26	40	33.2	26.9%	27.3
04/03/2024 21:00:00	33.6	26	30	45	34.2	30.0%	27.1
04/03/2024 22:00:00	35.0	12	14	40	33.9	50.0%	29.4
04/03/2024 23:00:00	35.0	5	6	45	35.0	66.7%	32.2
05/03/2024 00:00:00	35.0	3	3	35	32.5	33.3%	28.7
05/03/2024 01:00:00	30.0	3	3	30	0.0	0.0%	25.3
05/03/2024 02:00:00	30.0	1	1	30	0.0	0.0%	27.0
05/03/2024 03:00:00	0.0	0	0	0	0.0	0.0%	0.0
05/03/2024 04:00:00	0.0	0	0	0	0.0	0.0%	0.0
05/03/2024 05:00:00	0.0	0	0	0	0.0	0.0%	0.0
05/03/2024 06:00:00	45.0	3	3	45	40.0	66.7%	33.7
05/03/2024 07:00:00	30.0	4	5	40	37.5	20.0%	28.0
05/03/2024 08:00:00	33.0	24	28	45	35.4	25.0%	28.0
05/03/2024 09:00:00	32.7	37	44	40	33.3	29.5%	27.8
05/03/2024 10:00:00	31.7	48	57	40	33.8	21.1%	27.5
05/03/2024 11:00:00	32.9	57	67	40	33.3	29.9%	27.8
05/03/2024 12:00:00	32.5	49	58	45	33.1	29.3%	27.3
05/03/2024 13:00:00	31.8	67	79	40	32.8	22.8%	27.2
05/03/2024 14:00:00	31.4	40	47	40	33.6	19.1%	26.8
05/03/2024 15:00:00	32.5	58	68	40	33.1	26.5%	27.0
05/03/2024 16:00:00	31.4	76	90	40	32.8	21.1%	26.7
05/03/2024 17:00:00	32.8	82	96	40	33.0	29.2%	27.6
05/03/2024 18:00:00	31.5	89	105	35	32.5	21.9%	27.5
05/03/2024 19:00:00	33.3	48	57	40	34.0	29.8%	27.7
05/03/2024 20:00:00	30.0	34	40	40	33.3	15.0%	26.8
05/03/2024 21:00:00	37.0	24	28	45	35.2	46.4%	29.4
05/03/2024 22:00:00	33.0	9	11	35	32.5	45.5%	28.5
05/03/2024 23:00:00	42.5	8	9	45	36.1	77.8%	33.7
06/03/2024 00:00:00	33.3	3	4	35	32.5	75.0%	30.8
06/03/2024 01:00:00	30.0	3	3	30	0.0	0.0%	27.3
06/03/2024 02:00:00	0.0	0	0	0	0.0	0.0%	0.0
06/03/2024 03:00:00	0.0	0	0	0	0.0	0.0%	0.0
06/03/2024 04:00:00	25.0	1	1	25	0.0	0.0%	22.0
06/03/2024 05:00:00	0.0	0	0	0	0.0	0.0%	0.0
06/03/2024 06:00:00	35.0	1	1	35	32.5	100.0%	32.0
06/03/2024 07:00:00	33.8	5	6	35	32.5	66.7%	30.5
06/03/2024 08:00:00	33.3	20	23	35	32.5	39.1%	27.6
06/03/2024 09:00:00	31.2	37	44	40	33.1	20.5%	27.4
06/03/2024 10:00:00	31.9	48	57	40	32.9	24.6%	27.2

Incoming Summary
 Bottom of Long Lane (Dedicated Post) - Facing Brundall

from Mon-Mar-04-2024-11-00-AM to Thu-Apr-04-2024-11-59-PM

06/03/2024 11:00:00	29.8	55	65	35	32.5	13.8%	25.6
06/03/2024 12:00:00	31.8	60	70	50	33.5	21.4%	27.6
06/03/2024 13:00:00	33.0	72	85	40	33.2	31.8%	27.6
06/03/2024 14:00:00	34.0	45	53	40	34.4	30.2%	27.8
06/03/2024 15:00:00	33.3	71	83	40	34.1	26.5%	27.6
06/03/2024 16:00:00	33.2	73	86	40	33.7	29.1%	27.3
06/03/2024 17:00:00	33.8	87	102	40	33.4	40.2%	28.3
06/03/2024 18:00:00	34.1	82	96	40	34.0	34.4%	28.9
06/03/2024 19:00:00	32.9	64	75	40	33.8	25.3%	27.6
06/03/2024 20:00:00	34.3	41	48	40	33.8	41.7%	28.9
06/03/2024 21:00:00	33.8	20	24	40	33.5	41.7%	28.6
06/03/2024 22:00:00	35.0	12	14	40	35.8	21.4%	27.5
06/03/2024 23:00:00	33.8	6	7	35	32.5	57.1%	29.1
07/03/2024 00:00:00	30.0	3	4	35	32.5	25.0%	23.3
07/03/2024 01:00:00	30.0	1	1	30	0.0	0.0%	27.0
07/03/2024 02:00:00	0.0	0	0	0	0.0	0.0%	0.0
07/03/2024 03:00:00	0.0	0	0	0	0.0	0.0%	0.0
07/03/2024 04:00:00	0.0	0	0	0	0.0	0.0%	0.0
07/03/2024 05:00:00	0.0	0	0	0	0.0	0.0%	0.0
07/03/2024 06:00:00	35.0	1	1	35	32.5	100.0%	32.0
07/03/2024 07:00:00	33.3	5	6	35	32.5	50.0%	27.8
07/03/2024 08:00:00	32.9	28	33	40	33.6	27.3%	27.1
07/03/2024 09:00:00	33.6	26	30	40	32.9	40.0%	29.3
07/03/2024 10:00:00	32.2	48	57	35	32.5	28.1%	26.0
07/03/2024 11:00:00	31.1	45	53	40	33.0	18.9%	25.5
07/03/2024 12:00:00	32.5	62	73	40	33.3	26.0%	25.4
07/03/2024 13:00:00	32.1	64	75	40	32.8	24.0%	27.0
07/03/2024 14:00:00	32.9	58	68	40	33.0	30.9%	27.3
07/03/2024 15:00:00	31.2	59	69	40	32.9	18.8%	25.7
07/03/2024 16:00:00	31.8	67	79	40	32.8	22.8%	26.9
07/03/2024 17:00:00	33.8	93	109	40	33.3	39.4%	28.8
07/03/2024 18:00:00	33.6	68	80	45	33.8	35.0%	28.6
07/03/2024 19:00:00	33.7	52	61	50	33.5	42.6%	29.1
07/03/2024 20:00:00	33.6	26	30	40	33.6	30.0%	27.4
07/03/2024 21:00:00	34.3	27	32	40	33.3	56.3%	29.6
07/03/2024 22:00:00	34.2	23	27	45	34.7	33.3%	29.6
07/03/2024 23:00:00	32.5	7	8	35	32.5	25.0%	27.6
08/03/2024 00:00:00	0.0	0	0	0	0.0	0.0%	0.0
08/03/2024 01:00:00	30.0	3	3	30	0.0	0.0%	24.0
08/03/2024 02:00:00	0.0	0	0	0	0.0	0.0%	0.0
08/03/2024 03:00:00	0.0	0	0	0	0.0	0.0%	0.0
08/03/2024 04:00:00	0.0	0	0	0	0.0	0.0%	0.0
08/03/2024 05:00:00	0.0	0	0	0	0.0	0.0%	0.0
08/03/2024 06:00:00	40.0	3	3	40	37.5	33.3%	30.3
08/03/2024 07:00:00	33.3	6	7	35	32.5	42.9%	29.4
08/03/2024 08:00:00	33.3	30	35	40	33.4	31.4%	27.5
08/03/2024 09:00:00	33.0	39	46	40	32.8	34.8%	26.7
08/03/2024 10:00:00	32.3	52	61	40	33.2	24.6%	27.0

08/03/2024 11:00:00	32.3	56	66	40	33.4	24.2%	26.2
08/03/2024 12:00:00	31.7	65	76	40	32.8	21.1%	26.8
08/03/2024 13:00:00	33.5	82	97	40	33.6	34.0%	27.6
08/03/2024 14:00:00	32.5	47	55	40	33.7	23.6%	26.8
08/03/2024 15:00:00	32.8	66	78	45	33.4	29.5%	27.5
08/03/2024 16:00:00	32.9	77	91	40	33.2	30.8%	27.5
08/03/2024 17:00:00	33.7	96	113	40	33.5	37.2%	28.1
08/03/2024 18:00:00	33.3	82	96	40	33.3	33.3%	28.4
08/03/2024 19:00:00	32.9	80	94	40	32.8	31.9%	28.1
08/03/2024 20:00:00	33.7	52	61	45	34.0	32.8%	27.3
08/03/2024 21:00:00	33.0	14	17	40	33.3	35.3%	28.8
08/03/2024 22:00:00	33.9	17	20	40	33.0	50.0%	29.0
08/03/2024 23:00:00	32.5	9	11	35	32.5	36.4%	29.0
09/03/2024 00:00:00	34.0	12	14	40	33.3	42.9%	28.9
09/03/2024 01:00:00	30.0	3	3	30	0.0	0.0%	27.3
09/03/2024 02:00:00	0.0	0	0	0	0.0	0.0%	0.0
09/03/2024 03:00:00	40.0	3	3	40	35.0	66.7%	32.0
09/03/2024 04:00:00	30.0	2	2	30	0.0	0.0%	22.0
09/03/2024 05:00:00	0.0	0	0	0	0.0	0.0%	0.0
09/03/2024 06:00:00	35.0	1	1	35	32.5	100.0%	32.0
09/03/2024 07:00:00	35.0	1	1	35	32.5	100.0%	32.0
09/03/2024 08:00:00	30.0	8	10	35	32.5	20.0%	26.8
09/03/2024 09:00:00	33.5	26	31	40	32.9	45.2%	28.7
09/03/2024 10:00:00	33.8	38	45	40	33.3	44.4%	29.3
09/03/2024 11:00:00	33.4	51	60	40	33.5	33.3%	28.2
09/03/2024 12:00:00	33.2	69	81	40	33.3	32.1%	27.5
09/03/2024 13:00:00	32.7	82	96	40	32.9	29.2%	27.8
09/03/2024 14:00:00	32.8	56	66	40	33.0	30.3%	27.2
09/03/2024 15:00:00	33.4	59	69	40	33.7	30.4%	27.8
09/03/2024 16:00:00	33.0	48	56	40	33.1	30.4%	27.8
09/03/2024 17:00:00	33.3	58	68	45	34.0	29.4%	28.0
09/03/2024 18:00:00	33.0	69	81	40	33.1	30.9%	28.0
09/03/2024 19:00:00	33.2	61	72	45	33.3	34.7%	27.3
09/03/2024 20:00:00	32.7	49	58	40	33.1	29.3%	27.6
09/03/2024 21:00:00	38.8	19	22	45	36.1	50.0%	31.0
09/03/2024 22:00:00	31.2	16	19	35	32.5	21.1%	26.2
09/03/2024 23:00:00	33.8	12	14	40	33.5	35.7%	28.4
10/03/2024 00:00:00	33.8	10	12	40	33.5	41.7%	28.0
10/03/2024 01:00:00	0.0	0	0	0	0.0	0.0%	0.0
10/03/2024 02:00:00	40.0	2	2	40	35.0	100.0%	34.5
10/03/2024 03:00:00	0.0	0	0	0	0.0	0.0%	0.0
10/03/2024 04:00:00	0.0	0	0	0	0.0	0.0%	0.0
10/03/2024 05:00:00	0.0	0	0	0	0.0	0.0%	0.0
10/03/2024 06:00:00	35.0	1	1	35	32.5	100.0%	32.0
10/03/2024 07:00:00	35.0	1	1	35	32.5	100.0%	32.0
10/03/2024 08:00:00	37.5	8	10	40	36.5	50.0%	30.8
10/03/2024 09:00:00	32.5	10	12	35	32.5	33.3%	28.4
10/03/2024 10:00:00	33.1	34	40	35	32.5	40.0%	27.9

Incoming Summary
 Bottom of Long Lane (Dedicated Post) - Facing Brundall

from Mon-Mar-04-2024-11-00-AM to Thu-Apr-04-2024-11-59-PM

10/03/2024 11:00:00	32.5	38	45	40	32.9	28.9%	28.0
10/03/2024 12:00:00	31.9	62	73	40	32.8	23.3%	27.2
10/03/2024 13:00:00	33.3	64	75	40	33.1	34.7%	27.8
10/03/2024 14:00:00	33.0	49	58	40	33.3	31.0%	28.3
10/03/2024 15:00:00	33.9	42	50	45	33.6	44.0%	29.1
10/03/2024 16:00:00	33.9	56	66	45	33.9	37.9%	29.5
10/03/2024 17:00:00	33.4	55	65	40	32.9	41.5%	29.0
10/03/2024 18:00:00	31.2	48	56	40	33.5	17.9%	27.2
10/03/2024 19:00:00	34.1	31	36	40	33.6	38.9%	28.6
10/03/2024 20:00:00	33.6	18	21	40	33.1	38.1%	28.0
10/03/2024 21:00:00	34.3	18	21	40	33.6	42.9%	29.4
10/03/2024 22:00:00	30.0	11	13	35	32.5	15.4%	25.2
10/03/2024 23:00:00	35.0	3	3	35	32.5	100.0%	32.0
11/03/2024 00:00:00	45.0	2	2	45	40.0	100.0%	39.5
11/03/2024 01:00:00	30.0	1	1	30	0.0	0.0%	27.0
11/03/2024 02:00:00	40.0	1	1	40	37.5	100.0%	37.0
11/03/2024 03:00:00	0.0	0	0	0	0.0	0.0%	0.0
11/03/2024 04:00:00	0.0	0	0	0	0.0	0.0%	0.0
11/03/2024 05:00:00	25.0	1	1	25	0.0	0.0%	22.0
11/03/2024 06:00:00	30.0	1	1	30	0.0	0.0%	27.0
11/03/2024 07:00:00	35.0	8	9	40	34.2	33.3%	29.4
11/03/2024 08:00:00	33.1	23	27	40	33.1	33.3%	26.9
11/03/2024 09:00:00	32.9	31	37	40	34.0	27.0%	27.5
11/03/2024 10:00:00	32.1	49	58	40	33.2	24.1%	27.6
11/03/2024 11:00:00	30.6	49	58	40	33.0	17.2%	26.5
11/03/2024 12:00:00	32.1	49	58	45	33.2	25.9%	27.9
11/03/2024 13:00:00	31.4	71	84	45	33.7	20.2%	26.7
11/03/2024 14:00:00	31.2	39	46	40	33.1	19.6%	26.8
11/03/2024 15:00:00	33.2	58	68	40	33.8	27.9%	28.0
11/03/2024 16:00:00	33.2	69	81	45	33.5	32.1%	28.2
11/03/2024 17:00:00	32.3	84	99	40	32.9	26.3%	28.1
11/03/2024 18:00:00	33.4	88	103	40	33.4	34.0%	28.2
11/03/2024 19:00:00	32.8	57	67	40	32.7	31.3%	28.3
11/03/2024 20:00:00	34.2	17	20	40	33.8	40.0%	28.6
11/03/2024 21:00:00	33.0	21	25	40	33.9	28.0%	27.1
11/03/2024 22:00:00	42.0	19	22	45	36.7	54.5%	31.5
11/03/2024 23:00:00	33.3	4	5	35	32.5	60.0%	26.0
12/03/2024 00:00:00	40.0	1	1	40	37.5	100.0%	37.0
12/03/2024 01:00:00	35.0	1	1	35	32.5	100.0%	32.0
12/03/2024 02:00:00	35.0	1	1	35	32.5	100.0%	32.0
12/03/2024 03:00:00	0.0	0	0	0	0.0	0.0%	0.0
12/03/2024 04:00:00	0.0	0	0	0	0.0	0.0%	0.0
12/03/2024 05:00:00	0.0	0	0	0	0.0	0.0%	0.0
12/03/2024 06:00:00	35.0	1	1	35	32.5	100.0%	32.0
12/03/2024 07:00:00	32.5	5	6	35	32.5	33.3%	28.8
12/03/2024 08:00:00	33.7	28	33	40	32.8	48.5%	28.8
12/03/2024 09:00:00	33.8	39	46	40	33.0	47.8%	28.2
12/03/2024 10:00:00	32.1	67	79	40	33.0	24.1%	27.4

Incoming Summary
 Bottom of Long Lane (Dedicated Post) - Facing Brundall

from Mon-Mar-04-2024-11-00-AM to Thu-Apr-04-2024-11-59-PM

12/03/2024 11:00:00	31.2	64	75	40	33.2	18.7%	26.4
12/03/2024 12:00:00	30.5	54	64	40	33.0	17.2%	26.5
12/03/2024 13:00:00	31.8	55	65	40	32.8	23.1%	26.9
12/03/2024 14:00:00	30.0	41	48	35	32.5	14.6%	26.0
12/03/2024 15:00:00	30.4	73	86	40	32.9	16.3%	25.8
12/03/2024 16:00:00	31.2	77	91	40	32.8	19.8%	25.6
12/03/2024 17:00:00	30.5	69	81	40	33.7	16.0%	26.0
12/03/2024 18:00:00	32.2	75	88	40	33.0	25.0%	27.3
12/03/2024 19:00:00	33.4	50	59	40	33.5	33.9%	28.3
12/03/2024 20:00:00	32.5	37	44	40	33.9	25.0%	26.4
12/03/2024 21:00:00	33.6	20	24	40	33.6	37.5%	28.3
12/03/2024 22:00:00	35.0	9	11	45	34.4	72.7%	32.0
12/03/2024 23:00:00	30.0	6	7	35	32.5	14.3%	24.3
13/03/2024 00:00:00	32.5	3	4	35	32.5	50.0%	28.3
13/03/2024 01:00:00	40.0	1	1	40	37.5	100.0%	37.0
13/03/2024 02:00:00	0.0	0	0	0	0.0	0.0%	0.0
13/03/2024 03:00:00	20.0	1	1	20	0.0	0.0%	17.0
13/03/2024 04:00:00	0.0	0	0	0	0.0	0.0%	0.0
13/03/2024 05:00:00	0.0	0	0	0	0.0	0.0%	0.0
13/03/2024 06:00:00	35.0	2	2	35	32.5	100.0%	32.0
13/03/2024 07:00:00	35.0	3	4	40	35.0	50.0%	29.5
13/03/2024 08:00:00	32.1	28	33	40	33.1	24.2%	25.5
13/03/2024 09:00:00	33.9	43	51	40	33.4	45.1%	28.3
13/03/2024 10:00:00	32.9	57	67	40	33.0	31.3%	28.4
13/03/2024 11:00:00	33.5	35	41	40	33.7	31.7%	28.3
13/03/2024 12:00:00	32.8	71	83	40	33.4	26.5%	27.8
13/03/2024 13:00:00	33.6	60	70	40	33.0	40.0%	28.2
13/03/2024 14:00:00	31.8	49	58	40	33.3	22.4%	26.7
13/03/2024 15:00:00	29.7	50	59	40	33.2	11.9%	25.6
13/03/2024 16:00:00	32.6	76	90	45	33.5	27.8%	27.6
13/03/2024 17:00:00	31.9	76	90	40	33.2	23.3%	27.6
13/03/2024 18:00:00	33.3	80	94	40	33.8	29.8%	28.1
13/03/2024 19:00:00	34.2	46	54	45	33.8	44.4%	29.1
13/03/2024 20:00:00	35.0	40	47	45	34.5	42.6%	28.3
13/03/2024 21:00:00	41.7	15	18	50	36.7	72.2%	33.2
13/03/2024 22:00:00	38.3	4	5	40	36.3	80.0%	34.2
13/03/2024 23:00:00	37.5	11	13	45	34.7	69.2%	31.8
14/03/2024 00:00:00	40.0	3	3	40	35.0	66.7%	32.0
14/03/2024 01:00:00	35.0	1	1	35	32.5	100.0%	32.0
14/03/2024 02:00:00	35.0	1	1	35	32.5	100.0%	32.0
14/03/2024 03:00:00	0.0	0	0	0	0.0	0.0%	0.0
14/03/2024 04:00:00	0.0	0	0	0	0.0	0.0%	0.0
14/03/2024 05:00:00	0.0	0	0	0	0.0	0.0%	0.0
14/03/2024 06:00:00	40.0	1	1	40	37.5	100.0%	37.0
14/03/2024 07:00:00	31.7	8	10	35	32.5	30.0%	27.1
14/03/2024 08:00:00	33.9	21	25	40	33.4	44.0%	28.2
14/03/2024 09:00:00	34.0	33	39	40	33.9	35.9%	28.3
14/03/2024 10:00:00	32.9	41	48	40	34.3	22.9%	26.1

Incoming Summary
 Bottom of Long Lane (Dedicated Post) - Facing Brundall

from Mon-Mar-04-2024-11-00-AM to Thu-Apr-04-2024-11-59-PM

14/03/2024 11:00:00	30.5	60	71	40	32.9	16.9%	25.0
14/03/2024 12:00:00	30.8	61	72	40	32.9	18.1%	26.0
14/03/2024 13:00:00	32.3	48	57	40	33.6	24.6%	26.9
14/03/2024 14:00:00	30.8	54	64	45	35.2	17.2%	26.8
14/03/2024 15:00:00	30.0	70	82	40	32.9	14.6%	25.8
14/03/2024 16:00:00	31.7	70	82	35	32.5	22.0%	26.5
14/03/2024 17:00:00	33.4	78	92	40	33.3	35.9%	28.3
14/03/2024 18:00:00	33.1	79	93	40	33.1	33.3%	28.6
14/03/2024 19:00:00	33.6	60	70	40	32.8	42.9%	28.4
14/03/2024 20:00:00	34.7	40	47	45	34.0	48.9%	29.2
14/03/2024 21:00:00	34.3	17	20	40	33.6	45.0%	28.9
14/03/2024 22:00:00	34.0	18	21	40	33.9	33.3%	28.7
14/03/2024 23:00:00	36.7	14	16	40	33.9	68.8%	31.5
15/03/2024 00:00:00	40.0	4	5	45	37.5	60.0%	33.0
15/03/2024 01:00:00	40.0	3	3	40	37.5	33.3%	30.3
15/03/2024 02:00:00	0.0	0	0	0	0.0	0.0%	0.0
15/03/2024 03:00:00	35.0	1	1	35	32.5	100.0%	32.0
15/03/2024 04:00:00	0.0	0	0	0	0.0	0.0%	0.0
15/03/2024 05:00:00	0.0	0	0	0	0.0	0.0%	0.0
15/03/2024 06:00:00	40.0	2	2	40	35.0	100.0%	34.5
15/03/2024 07:00:00	32.5	4	5	35	32.5	40.0%	28.0
15/03/2024 08:00:00	33.1	31	37	40	33.9	29.7%	28.2
15/03/2024 09:00:00	34.2	41	48	40	33.9	37.5%	28.3
15/03/2024 10:00:00	32.4	53	62	35	32.5	27.4%	26.8
15/03/2024 11:00:00	32.5	59	69	45	34.1	23.2%	27.7
15/03/2024 12:00:00	32.5	46	54	40	32.8	27.8%	27.7
15/03/2024 13:00:00	31.5	80	94	40	33.0	20.2%	27.1
15/03/2024 14:00:00	33.5	50	59	40	33.5	35.6%	28.1
15/03/2024 15:00:00	33.1	68	80	40	33.1	33.8%	27.7
15/03/2024 16:00:00	33.2	77	91	40	33.3	33.0%	27.5
15/03/2024 17:00:00	33.3	80	94	45	33.7	30.9%	28.6
15/03/2024 18:00:00	34.2	103	121	40	33.7	43.0%	28.9
15/03/2024 19:00:00	33.9	54	63	40	33.2	42.9%	28.9
15/03/2024 20:00:00	32.7	32	38	40	32.9	31.6%	27.8
15/03/2024 21:00:00	35.0	27	32	45	34.8	40.6%	29.3
15/03/2024 22:00:00	36.7	14	17	45	36.1	41.2%	29.8
15/03/2024 23:00:00	35.0	14	16	55	36.7	37.5%	29.5
16/03/2024 00:00:00	33.3	6	7	35	32.5	42.9%	28.6
16/03/2024 01:00:00	33.8	5	6	35	32.5	66.7%	27.8
16/03/2024 02:00:00	30.0	3	3	30	0.0	0.0%	24.0
16/03/2024 03:00:00	35.0	1	1	35	32.5	100.0%	32.0
16/03/2024 04:00:00	0.0	0	0	0	0.0	0.0%	0.0
16/03/2024 05:00:00	40.0	1	1	40	37.5	100.0%	37.0
16/03/2024 06:00:00	0.0	0	0	0	0.0	0.0%	0.0
16/03/2024 07:00:00	30.0	3	3	30	0.0	0.0%	27.3
16/03/2024 08:00:00	32.5	8	10	35	32.5	40.0%	26.7
16/03/2024 09:00:00	35.0	25	29	45	34.3	48.3%	30.2
16/03/2024 10:00:00	32.5	30	35	40	33.1	25.7%	27.5

Incoming Summary
 Bottom of Long Lane (Dedicated Post) - Facing Brundall

from Mon-Mar-04-2024-11-00-AM to Thu-Apr-04-2024-11-59-PM

16/03/2024 11:00:00	33.7	50	59	45	34.0	33.9%	27.6
16/03/2024 12:00:00	33.2	61	72	40	33.4	31.9%	27.2
16/03/2024 13:00:00	33.0	80	94	40	33.7	27.7%	27.6
16/03/2024 14:00:00	33.0	64	75	50	33.5	32.0%	28.2
16/03/2024 15:00:00	32.5	66	78	40	33.5	25.6%	27.1
16/03/2024 16:00:00	32.0	63	74	40	33.1	23.0%	27.1
16/03/2024 17:00:00	32.5	42	49	40	32.9	26.5%	28.0
16/03/2024 18:00:00	33.9	50	59	50	34.2	39.0%	28.7
16/03/2024 19:00:00	33.7	54	64	45	34.2	32.8%	28.0
16/03/2024 20:00:00	34.1	30	35	45	33.9	40.0%	28.4
16/03/2024 21:00:00	33.0	20	23	40	33.3	26.1%	27.9
16/03/2024 22:00:00	35.0	14	16	40	34.2	37.5%	29.4
16/03/2024 23:00:00	36.7	10	12	40	35.5	41.7%	30.0
17/03/2024 00:00:00	35.0	4	5	40	35.0	40.0%	30.0
17/03/2024 01:00:00	30.0	1	1	30	0.0	0.0%	27.0
17/03/2024 02:00:00	30.0	1	1	30	0.0	0.0%	27.0
17/03/2024 03:00:00	30.0	2	2	30	0.0	0.0%	19.5
17/03/2024 04:00:00	0.0	0	0	0	0.0	0.0%	0.0
17/03/2024 05:00:00	0.0	0	0	0	0.0	0.0%	0.0
17/03/2024 06:00:00	40.0	2	2	40	35.0	100.0%	34.5
17/03/2024 07:00:00	30.0	1	1	30	0.0	0.0%	27.0
17/03/2024 08:00:00	35.0	10	12	40	34.5	41.7%	30.2
17/03/2024 09:00:00	34.0	15	18	40	33.9	38.9%	29.4
17/03/2024 10:00:00	31.7	15	18	40	33.8	22.2%	28.1
17/03/2024 11:00:00	32.0	41	48	45	35.3	18.8%	26.3
17/03/2024 12:00:00	33.7	40	47	40	33.0	44.7%	29.0
17/03/2024 13:00:00	32.7	37	44	40	32.9	31.8%	28.5
17/03/2024 14:00:00	33.2	42	49	40	32.8	36.7%	28.6
17/03/2024 15:00:00	34.6	32	38	40	33.8	50.0%	30.3
17/03/2024 16:00:00	34.1	47	55	40	33.2	49.1%	29.6
17/03/2024 17:00:00	34.4	48	56	40	33.8	41.1%	29.0
17/03/2024 18:00:00	33.5	40	47	45	33.8	34.0%	28.6
17/03/2024 19:00:00	32.1	30	35	40	33.1	22.9%	27.3
17/03/2024 20:00:00	32.5	22	26	35	32.5	30.8%	27.1
17/03/2024 21:00:00	37.5	16	19	45	35.8	47.4%	30.6
17/03/2024 22:00:00	33.0	8	10	35	32.5	50.0%	29.7
17/03/2024 23:00:00	30.0	3	4	35	32.5	25.0%	27.3
18/03/2024 00:00:00	0.0	0	0	0	0.0	0.0%	0.0
18/03/2024 01:00:00	0.0	0	0	0	0.0	0.0%	0.0
18/03/2024 02:00:00	0.0	0	0	0	0.0	0.0%	0.0
18/03/2024 03:00:00	0.0	0	0	0	0.0	0.0%	0.0
18/03/2024 04:00:00	0.0	0	0	0	0.0	0.0%	0.0
18/03/2024 05:00:00	45.0	3	3	45	37.5	100.0%	37.0
18/03/2024 06:00:00	25.0	3	3	25	0.0	0.0%	18.7
18/03/2024 07:00:00	32.5	8	9	35	32.5	22.2%	26.7
18/03/2024 08:00:00	33.1	16	19	35	32.5	42.1%	28.0
18/03/2024 09:00:00	33.3	37	44	40	33.1	38.6%	27.8
18/03/2024 10:00:00	32.4	56	66	40	32.8	27.3%	27.0

18/03/2024 11:00:00	31.0	42	50	35	32.5	20.0%	26.1
18/03/2024 12:00:00	33.0	62	73	40	32.9	32.9%	27.7
18/03/2024 13:00:00	32.2	62	73	40	32.8	26.0%	27.0
18/03/2024 14:00:00	33.2	51	60	40	33.3	33.3%	27.9
18/03/2024 15:00:00	33.2	58	68	45	33.4	32.4%	27.9
18/03/2024 16:00:00	31.9	79	93	45	33.5	22.6%	26.9
18/03/2024 17:00:00	32.7	89	105	45	33.0	30.5%	28.0
18/03/2024 18:00:00	33.7	82	96	40	33.3	37.5%	28.2
18/03/2024 19:00:00	33.1	48	57	40	33.7	29.8%	28.3
18/03/2024 20:00:00	35.0	28	33	45	35.0	36.4%	29.1
18/03/2024 21:00:00	37.5	12	14	45	34.7	64.3%	31.1
18/03/2024 22:00:00	30.0	11	13	40	37.5	15.4%	27.6
18/03/2024 23:00:00	37.5	12	14	45	36.5	35.7%	27.4
19/03/2024 00:00:00	30.0	1	1	30	0.0	0.0%	27.0
19/03/2024 01:00:00	35.0	2	2	35	32.5	50.0%	29.5
19/03/2024 02:00:00	35.0	1	1	35	32.5	100.0%	32.0
19/03/2024 03:00:00	0.0	0	0	0	0.0	0.0%	0.0
19/03/2024 04:00:00	0.0	0	0	0	0.0	0.0%	0.0
19/03/2024 05:00:00	0.0	0	0	0	0.0	0.0%	0.0
19/03/2024 06:00:00	40.0	3	3	40	37.5	33.3%	25.3
19/03/2024 07:00:00	33.3	5	6	35	32.5	50.0%	28.7
19/03/2024 08:00:00	36.2	23	27	45	35.8	33.3%	28.5
19/03/2024 09:00:00	34.6	37	43	40	34.0	39.5%	29.4
19/03/2024 10:00:00	32.5	45	53	40	33.2	26.4%	27.6
19/03/2024 11:00:00	33.3	62	73	40	33.3	34.2%	27.7
19/03/2024 12:00:00	32.8	56	66	45	33.0	31.8%	27.9
19/03/2024 13:00:00	32.7	58	68	40	33.7	25.0%	26.1
19/03/2024 14:00:00	31.7	44	52	40	33.4	21.2%	27.2
19/03/2024 15:00:00	32.5	63	74	45	33.3	27.0%	27.9
19/03/2024 16:00:00	32.8	71	84	40	33.3	28.6%	27.9
19/03/2024 17:00:00	33.3	85	100	40	33.6	31.0%	28.2
19/03/2024 18:00:00	32.8	98	115	50	33.6	27.8%	28.1
19/03/2024 19:00:00	33.9	62	73	45	33.9	39.7%	29.2
19/03/2024 20:00:00	36.0	29	34	45	34.8	44.1%	29.9
19/03/2024 21:00:00	37.0	17	20	40	34.8	55.0%	30.1
19/03/2024 22:00:00	40.0	14	16	50	36.6	68.8%	32.9
19/03/2024 23:00:00	45.0	6	7	50	38.5	71.4%	34.9
20/03/2024 00:00:00	32.5	3	4	35	32.5	50.0%	28.3
20/03/2024 01:00:00	30.0	1	1	30	0.0	0.0%	27.0
20/03/2024 02:00:00	35.0	1	1	35	32.5	100.0%	32.0
20/03/2024 03:00:00	0.0	0	0	0	0.0	0.0%	0.0
20/03/2024 04:00:00	0.0	0	0	0	0.0	0.0%	0.0
20/03/2024 05:00:00	0.0	0	0	0	0.0	0.0%	0.0
20/03/2024 06:00:00	35.0	1	1	35	32.5	100.0%	32.0
20/03/2024 07:00:00	34.0	7	8	35	32.5	62.5%	30.1
20/03/2024 08:00:00	32.0	17	20	35	32.5	25.0%	26.4
20/03/2024 09:00:00	32.9	31	37	40	32.9	35.1%	28.3
20/03/2024 10:00:00	29.8	41	48	40	33.3	12.5%	24.9

20/03/2024 11:00:00	31.7	48	56	40	33.4	19.6%	26.9
20/03/2024 12:00:00	30.5	50	59	35	32.5	16.9%	25.8
20/03/2024 13:00:00	33.0	52	61	45	33.0	34.4%	27.6
20/03/2024 14:00:00	32.5	47	55	45	33.2	27.3%	27.6
20/03/2024 15:00:00	32.7	48	57	40	33.1	29.8%	28.1
20/03/2024 16:00:00	32.7	78	92	40	33.1	29.3%	27.5
20/03/2024 17:00:00	32.4	102	120	40	33.1	25.8%	28.0
20/03/2024 18:00:00	33.1	77	91	40	33.4	31.9%	28.2
20/03/2024 19:00:00	33.3	63	74	40	33.1	36.5%	28.2
20/03/2024 20:00:00	32.3	46	54	40	33.3	24.1%	27.4
20/03/2024 21:00:00	36.2	17	20	40	34.0	65.0%	30.4
20/03/2024 22:00:00	35.0	17	20	40	34.2	45.0%	29.2
20/03/2024 23:00:00	37.5	8	9	40	34.5	55.6%	29.2
21/03/2024 00:00:00	40.0	2	2	40	37.5	50.0%	29.5
21/03/2024 01:00:00	0.0	0	0	0	0.0	0.0%	0.0
21/03/2024 02:00:00	0.0	0	0	0	0.0	0.0%	0.0
21/03/2024 03:00:00	30.0	1	1	30	0.0	0.0%	27.0
21/03/2024 04:00:00	0.0	0	0	0	0.0	0.0%	0.0
21/03/2024 05:00:00	35.0	1	1	35	32.5	100.0%	32.0
21/03/2024 06:00:00	35.0	2	2	35	32.5	50.0%	29.5
21/03/2024 07:00:00	35.0	6	7	40	33.5	71.4%	30.6
21/03/2024 08:00:00	31.7	13	15	35	32.5	20.0%	25.5
21/03/2024 09:00:00	33.8	34	40	40	33.0	47.5%	28.8
21/03/2024 10:00:00	31.5	63	74	40	33.9	18.9%	26.4
21/03/2024 11:00:00	32.5	41	48	40	33.9	22.9%	26.0
21/03/2024 12:00:00	32.8	54	63	40	33.1	28.6%	26.4
21/03/2024 13:00:00	31.6	65	77	40	32.8	22.1%	25.5
21/03/2024 14:00:00	31.5	56	66	40	32.9	21.2%	27.0
21/03/2024 15:00:00	31.9	56	66	40	33.2	22.7%	26.3
21/03/2024 16:00:00	32.2	71	83	40	33.0	24.1%	27.3
21/03/2024 17:00:00	32.9	77	91	40	33.0	31.9%	28.4
21/03/2024 18:00:00	33.2	92	108	45	33.2	34.3%	28.4
21/03/2024 19:00:00	33.3	48	57	40	33.6	33.3%	28.5
21/03/2024 20:00:00	33.8	26	31	50	34.8	35.5%	28.4
21/03/2024 21:00:00	35.0	22	26	45	34.4	50.0%	29.0
21/03/2024 22:00:00	30.0	14	17	35	32.5	17.6%	26.7
21/03/2024 23:00:00	35.0	3	4	40	35.0	50.0%	29.5
22/03/2024 00:00:00	33.3	4	5	35	32.5	60.0%	30.2
22/03/2024 01:00:00	35.0	1	1	35	32.5	100.0%	32.0
22/03/2024 02:00:00	0.0	0	0	0	0.0	0.0%	0.0
22/03/2024 03:00:00	0.0	0	0	0	0.0	0.0%	0.0
22/03/2024 04:00:00	0.0	0	0	0	0.0	0.0%	0.0
22/03/2024 05:00:00	30.0	1	1	30	0.0	0.0%	27.0
22/03/2024 06:00:00	32.5	3	4	35	32.5	50.0%	28.3
22/03/2024 07:00:00	35.0	10	12	40	35.0	33.3%	28.8
22/03/2024 08:00:00	33.9	30	35	45	34.2	34.3%	27.7
22/03/2024 09:00:00	33.1	48	57	40	33.3	33.3%	28.1
22/03/2024 10:00:00	31.1	45	53	40	33.0	18.9%	25.6

22/03/2024 11:00:00	32.9	48	57	40	33.4	29.8%	28.4
22/03/2024 12:00:00	31.4	65	77	40	33.1	20.8%	27.4
22/03/2024 13:00:00	32.7	85	100	40	33.2	28.0%	27.8
22/03/2024 14:00:00	33.0	65	76	40	33.2	30.3%	27.6
22/03/2024 15:00:00	33.5	59	69	40	33.6	31.9%	27.8
22/03/2024 16:00:00	32.6	84	99	45	33.4	27.3%	27.4
22/03/2024 17:00:00	33.0	96	113	45	33.2	31.9%	28.2
22/03/2024 18:00:00	32.4	117	138	40	33.9	23.2%	27.0
22/03/2024 19:00:00	29.9	79	93	35	32.5	14.0%	26.2
22/03/2024 20:00:00	33.4	56	66	45	33.6	34.8%	28.4
22/03/2024 21:00:00	33.0	26	31	50	33.9	35.5%	28.1
22/03/2024 22:00:00	34.2	21	25	45	34.7	36.0%	28.6
22/03/2024 23:00:00	37.5	11	13	45	37.5	30.8%	28.2
23/03/2024 00:00:00	40.0	8	9	45	37.5	44.4%	30.4
23/03/2024 01:00:00	0.0	0	0	0	0.0	0.0%	0.0
23/03/2024 02:00:00	0.0	0	0	0	0.0	0.0%	0.0
23/03/2024 03:00:00	0.0	0	0	0	0.0	0.0%	0.0
23/03/2024 04:00:00	0.0	0	0	0	0.0	0.0%	0.0
23/03/2024 05:00:00	0.0	0	0	0	0.0	0.0%	0.0
23/03/2024 06:00:00	35.0	2	2	35	32.5	100.0%	32.0
23/03/2024 07:00:00	35.0	2	2	35	32.5	50.0%	29.5
23/03/2024 08:00:00	33.8	12	14	40	33.5	35.7%	27.0
23/03/2024 09:00:00	33.1	26	31	35	32.5	41.9%	28.5
23/03/2024 10:00:00	34.5	45	53	45	34.9	32.1%	28.3
23/03/2024 11:00:00	31.1	41	48	35	32.5	18.8%	24.8
23/03/2024 12:00:00	33.1	59	69	40	33.5	29.0%	28.1
23/03/2024 13:00:00	33.1	74	87	40	33.8	27.6%	27.8
23/03/2024 14:00:00	30.9	58	68	40	32.9	17.6%	26.6
23/03/2024 15:00:00	31.4	56	66	40	33.3	19.7%	27.0
23/03/2024 16:00:00	33.4	54	63	40	33.2	34.9%	28.1
23/03/2024 17:00:00	32.8	53	62	40	33.1	29.0%	27.4
23/03/2024 18:00:00	33.2	52	61	45	33.2	34.4%	28.6
23/03/2024 19:00:00	33.2	57	67	45	34.3	28.4%	27.4
23/03/2024 20:00:00	34.2	22	26	40	34.2	34.6%	28.4
23/03/2024 21:00:00	36.2	17	20	40	35.8	30.0%	27.6
23/03/2024 22:00:00	33.3	10	12	45	35.0	33.3%	28.8
23/03/2024 23:00:00	35.0	9	11	45	37.5	27.3%	28.6
24/03/2024 00:00:00	35.0	8	9	40	34.2	33.3%	28.8
24/03/2024 01:00:00	35.0	1	1	35	32.5	100.0%	32.0
24/03/2024 02:00:00	30.0	1	1	30	0.0	0.0%	27.0
24/03/2024 03:00:00	0.0	0	0	0	0.0	0.0%	0.0
24/03/2024 04:00:00	0.0	0	0	0	0.0	0.0%	0.0
24/03/2024 05:00:00	0.0	0	0	0	0.0	0.0%	0.0
24/03/2024 06:00:00	35.0	6	7	40	34.2	42.9%	26.6
24/03/2024 07:00:00	30.0	3	4	35	32.5	25.0%	28.5
24/03/2024 08:00:00	32.5	14	17	40	35.0	23.5%	26.4
24/03/2024 09:00:00	30.0	13	15	35	32.5	13.3%	26.0
24/03/2024 10:00:00	32.9	26	31	40	33.6	29.0%	27.5

Incoming Summary
 Bottom of Long Lane (Dedicated Post) - Facing Brundall

from Mon-Mar-04-2024-11-00-AM to Thu-Apr-04-2024-11-59-PM

24/03/2024 11:00:00	30.6	46	54	35	32.5	16.7%	26.0
24/03/2024 12:00:00	31.7	44	52	40	34.5	19.2%	27.6
24/03/2024 13:00:00	32.9	61	72	40	33.2	30.6%	27.9
24/03/2024 14:00:00	32.6	71	84	40	33.4	27.4%	27.7
24/03/2024 15:00:00	33.2	52	61	40	33.0	34.4%	27.8
24/03/2024 16:00:00	34.3	60	70	40	33.7	42.9%	29.3
24/03/2024 17:00:00	33.0	59	69	40	33.0	31.9%	28.2
24/03/2024 18:00:00	34.4	42	50	45	34.1	44.0%	29.6
24/03/2024 19:00:00	33.8	36	42	40	33.4	38.1%	29.1
24/03/2024 20:00:00	34.0	16	19	40	33.9	36.8%	29.3
24/03/2024 21:00:00	38.3	13	15	45	35.0	66.7%	32.1
24/03/2024 22:00:00	33.8	15	18	45	35.0	33.3%	28.3
24/03/2024 23:00:00	30.0	3	3	30	0.0	0.0%	27.3
25/03/2024 00:00:00	35.0	2	2	35	32.5	50.0%	29.5
25/03/2024 01:00:00	30.0	1	1	30	0.0	0.0%	27.0
25/03/2024 02:00:00	0.0	0	0	0	0.0	0.0%	0.0
25/03/2024 03:00:00	0.0	0	0	0	0.0	0.0%	0.0
25/03/2024 04:00:00	0.0	0	0	0	0.0	0.0%	0.0
25/03/2024 05:00:00	0.0	0	0	0	0.0	0.0%	0.0
25/03/2024 06:00:00	40.0	3	3	40	37.5	66.7%	34.0
25/03/2024 07:00:00	38.3	6	7	40	35.5	71.4%	32.9
25/03/2024 08:00:00	33.5	24	28	40	33.0	39.3%	27.3
25/03/2024 09:00:00	34.7	33	39	40	33.5	61.5%	30.4
25/03/2024 10:00:00	32.3	55	65	40	33.1	26.2%	27.7
25/03/2024 11:00:00	32.7	48	56	45	33.5	26.8%	27.3
25/03/2024 12:00:00	32.5	54	64	45	33.7	26.6%	27.6
25/03/2024 13:00:00	33.0	55	65	40	33.0	33.8%	27.8
25/03/2024 14:00:00	33.1	67	79	40	32.7	38.0%	28.4
25/03/2024 15:00:00	31.9	60	70	35	32.5	22.9%	27.4
25/03/2024 16:00:00	33.7	74	87	45	34.2	31.0%	28.0
25/03/2024 17:00:00	33.4	76	89	45	33.3	36.0%	27.8
25/03/2024 18:00:00	34.1	75	88	40	33.4	46.6%	28.8
25/03/2024 19:00:00	33.7	59	69	40	33.5	34.8%	28.0
25/03/2024 20:00:00	33.1	26	31	40	33.5	32.3%	27.5
25/03/2024 21:00:00	36.2	16	19	40	34.5	52.6%	29.5
25/03/2024 22:00:00	36.7	12	14	40	35.5	35.7%	29.3
25/03/2024 23:00:00	34.3	10	12	40	33.1	66.7%	30.4
26/03/2024 00:00:00	35.0	3	4	45	37.5	50.0%	32.0
26/03/2024 01:00:00	40.0	2	2	40	37.5	50.0%	32.0
26/03/2024 02:00:00	0.0	0	0	0	0.0	0.0%	0.0
26/03/2024 03:00:00	0.0	0	0	0	0.0	0.0%	0.0
26/03/2024 04:00:00	0.0	0	0	0	0.0	0.0%	0.0
26/03/2024 05:00:00	0.0	0	0	0	0.0	0.0%	0.0
26/03/2024 06:00:00	40.0	1	1	40	37.5	100.0%	37.0
26/03/2024 07:00:00	37.5	8	9	40	34.5	55.6%	30.9
26/03/2024 08:00:00	31.7	23	27	45	35.5	18.5%	26.3
26/03/2024 09:00:00	34.3	48	56	40	33.4	48.2%	29.2
26/03/2024 10:00:00	33.2	55	65	45	33.4	33.8%	28.2

Incoming Summary
 Bottom of Long Lane (Dedicated Post) - Facing Brundall

from Mon-Mar-04-2024-11-00-AM to Thu-Apr-04-2024-11-59-PM

26/03/2024 11:00:00	32.0	51	60	40	33.7	21.7%	26.5
26/03/2024 12:00:00	31.4	49	58	40	32.9	20.7%	26.4
26/03/2024 13:00:00	32.8	45	53	35	32.5	34.0%	26.8
26/03/2024 14:00:00	32.8	73	86	45	34.1	25.6%	26.6
26/03/2024 15:00:00	32.4	58	68	40	32.8	26.5%	27.8
26/03/2024 16:00:00	32.8	91	107	40	33.1	29.0%	27.7
26/03/2024 17:00:00	33.3	91	107	40	33.8	29.9%	27.9
26/03/2024 18:00:00	33.4	82	96	45	33.0	39.6%	28.8
26/03/2024 19:00:00	32.8	48	57	40	32.8	33.3%	28.0
26/03/2024 20:00:00	34.4	34	40	45	34.6	35.0%	29.0
26/03/2024 21:00:00	33.1	17	20	35	32.5	40.0%	27.8
26/03/2024 22:00:00	37.5	13	15	45	35.0	53.3%	31.2
26/03/2024 23:00:00	30.0	3	4	40	37.5	25.0%	28.3
27/03/2024 00:00:00	35.0	3	3	35	32.5	33.3%	28.7
27/03/2024 01:00:00	30.0	1	1	30	0.0	0.0%	27.0
27/03/2024 02:00:00	0.0	0	0	0	0.0	0.0%	0.0
27/03/2024 03:00:00	40.0	1	1	40	37.5	100.0%	37.0
27/03/2024 04:00:00	0.0	0	0	0	0.0	0.0%	0.0
27/03/2024 05:00:00	35.0	1	1	35	32.5	100.0%	32.0
27/03/2024 06:00:00	35.0	1	1	35	32.5	100.0%	32.0
27/03/2024 07:00:00	33.8	6	7	35	32.5	57.1%	28.6
27/03/2024 08:00:00	33.3	20	23	40	33.2	30.4%	27.7
27/03/2024 09:00:00	33.0	35	41	45	33.8	29.3%	27.9
27/03/2024 10:00:00	33.8	46	54	40	33.9	33.3%	28.4
27/03/2024 11:00:00	32.7	61	72	35	32.5	33.3%	27.2
27/03/2024 12:00:00	33.3	49	58	40	33.2	36.2%	28.3
27/03/2024 13:00:00	31.8	52	61	35	32.5	23.0%	27.8
27/03/2024 14:00:00	33.5	59	69	40	33.6	31.9%	27.3
27/03/2024 15:00:00	33.8	54	63	40	33.3	38.1%	28.7
27/03/2024 16:00:00	33.7	60	70	45	33.4	38.6%	28.8
27/03/2024 17:00:00	33.4	81	95	40	33.3	34.7%	28.2
27/03/2024 18:00:00	34.3	97	114	45	34.0	40.4%	28.9
27/03/2024 19:00:00	33.1	77	91	40	33.4	31.9%	27.6
27/03/2024 20:00:00	34.3	48	56	45	34.2	37.5%	28.7
27/03/2024 21:00:00	33.8	19	22	40	34.2	27.3%	28.1
27/03/2024 22:00:00	32.5	15	18	40	33.5	27.8%	27.6
27/03/2024 23:00:00	35.0	11	13	40	33.9	53.8%	29.8
28/03/2024 00:00:00	50.0	3	3	50	40.0	66.7%	33.7
28/03/2024 01:00:00	32.5	3	4	35	32.5	50.0%	29.5
28/03/2024 02:00:00	40.0	3	3	40	37.5	66.7%	33.7
28/03/2024 03:00:00	35.0	1	1	35	32.5	100.0%	32.0
28/03/2024 04:00:00	0.0	0	0	0	0.0	0.0%	0.0
28/03/2024 05:00:00	0.0	0	0	0	0.0	0.0%	0.0
28/03/2024 06:00:00	35.0	2	2	35	32.5	50.0%	29.5
28/03/2024 07:00:00	33.3	10	12	40	33.8	33.3%	29.3
28/03/2024 08:00:00	31.2	15	18	35	32.5	22.2%	26.0
28/03/2024 09:00:00	32.1	22	26	35	32.5	26.9%	26.5
28/03/2024 10:00:00	32.5	42	50	40	33.2	28.0%	27.7

28/03/2024 11:00:00	31.0	58	68	40	33.3	17.6%	26.6
28/03/2024 12:00:00	32.2	73	86	40	33.0	25.6%	26.9
28/03/2024 13:00:00	32.7	73	86	40	33.1	29.1%	27.2
28/03/2024 14:00:00	32.7	64	75	50	34.1	25.3%	27.7
28/03/2024 15:00:00	30.8	62	73	40	32.9	17.8%	26.8
28/03/2024 16:00:00	31.2	81	95	45	33.3	18.9%	27.2
28/03/2024 17:00:00	33.8	83	98	45	33.8	36.7%	28.4
28/03/2024 18:00:00	34.4	77	91	40	33.6	49.5%	30.1
28/03/2024 19:00:00	32.5	60	71	45	33.8	26.8%	27.0
28/03/2024 20:00:00	35.0	28	33	40	34.1	48.5%	28.1
28/03/2024 21:00:00	35.0	28	33	40	34.4	39.4%	29.2
28/03/2024 22:00:00	33.2	27	32	35	32.5	43.8%	27.8
28/03/2024 23:00:00	34.0	10	12	40	33.3	50.0%	29.3
29/03/2024 00:00:00	37.5	6	7	40	35.0	57.1%	29.1
29/03/2024 01:00:00	30.0	1	1	30	0.0	0.0%	27.0
29/03/2024 02:00:00	30.0	1	1	30	0.0	0.0%	27.0
29/03/2024 03:00:00	0.0	0	0	0	0.0	0.0%	0.0
29/03/2024 04:00:00	0.0	0	0	0	0.0	0.0%	0.0
29/03/2024 05:00:00	40.0	1	1	40	37.5	100.0%	37.0
29/03/2024 06:00:00	0.0	0	0	0	0.0	0.0%	0.0
29/03/2024 07:00:00	45.0	3	3	45	35.8	100.0%	35.3
29/03/2024 08:00:00	35.0	13	15	45	34.6	46.7%	28.9
29/03/2024 09:00:00	33.8	21	25	40	33.5	40.0%	28.4
29/03/2024 10:00:00	31.8	37	44	35	32.5	25.0%	26.8
29/03/2024 11:00:00	32.3	56	66	40	33.1	25.8%	26.7
29/03/2024 12:00:00	31.9	48	57	40	32.9	24.6%	24.9
29/03/2024 13:00:00	33.2	76	89	45	33.1	34.8%	28.1
29/03/2024 14:00:00	33.8	61	72	40	33.1	44.4%	28.9
29/03/2024 15:00:00	33.2	55	65	45	33.7	32.3%	27.6
29/03/2024 16:00:00	33.2	60	70	45	33.4	31.4%	28.6
29/03/2024 17:00:00	33.9	59	69	40	33.1	44.9%	28.9
29/03/2024 18:00:00	33.6	67	79	40	33.3	38.0%	29.0
29/03/2024 19:00:00	33.3	54	63	40	33.2	33.3%	28.6
29/03/2024 20:00:00	33.9	35	41	40	34.0	31.7%	28.8
29/03/2024 21:00:00	35.0	20	24	40	34.3	45.8%	30.3
29/03/2024 22:00:00	33.3	9	11	35	32.5	54.5%	29.5
29/03/2024 23:00:00	36.7	10	12	40	36.3	33.3%	27.6
30/03/2024 00:00:00	30.0	3	3	30	0.0	0.0%	27.3
30/03/2024 01:00:00	0.0	0	0	0	0.0	0.0%	0.0
30/03/2024 02:00:00	35.0	1	1	35	32.5	100.0%	32.0
30/03/2024 03:00:00	0.0	0	0	0	0.0	0.0%	0.0
30/03/2024 04:00:00	30.0	1	1	30	0.0	0.0%	27.0
30/03/2024 05:00:00	0.0	0	0	0	0.0	0.0%	0.0
30/03/2024 06:00:00	35.0	1	1	35	32.5	100.0%	32.0
30/03/2024 07:00:00	0.0	0	0	0	0.0	0.0%	0.0
30/03/2024 08:00:00	34.2	9	11	40	33.2	63.6%	29.4
30/03/2024 09:00:00	32.9	25	29	40	33.1	27.6%	27.3
30/03/2024 10:00:00	31.7	41	48	40	33.0	20.8%	26.9

Incoming Summary
 Bottom of Long Lane (Dedicated Post) - Facing Brundall

from Mon-Mar-04-2024-11-00-AM to Thu-Apr-04-2024-11-59-PM

30/03/2024 11:00:00	32.3	51	60	40	33.2	25.0%	27.7
30/03/2024 12:00:00	33.7	60	71	45	33.1	46.5%	29.2
30/03/2024 13:00:00	32.7	70	82	40	32.7	30.5%	27.8
30/03/2024 14:00:00	32.7	68	80	50	33.3	30.0%	27.8
30/03/2024 15:00:00	32.6	62	73	45	33.5	27.4%	27.8
30/03/2024 16:00:00	30.5	65	76	40	32.9	15.8%	26.5
30/03/2024 17:00:00	31.9	60	70	40	33.2	21.4%	27.6
30/03/2024 18:00:00	32.5	66	78	45	33.5	26.9%	27.9
30/03/2024 19:00:00	33.6	56	66	45	33.8	34.8%	27.7
30/03/2024 20:00:00	34.0	34	40	50	35.0	35.0%	28.2
30/03/2024 21:00:00	33.8	19	22	45	33.6	40.9%	27.4
30/03/2024 22:00:00	33.0	14	17	40	33.3	35.3%	29.0
30/03/2024 23:00:00	32.5	11	13	40	34.2	23.1%	27.2
31/03/2024 00:00:00	32.5	6	7	35	32.5	28.6%	25.6
31/03/2024 01:00:00	45.0	3	3	45	35.8	100.0%	35.3
31/03/2024 02:00:00	25.0	2	2	25	0.0	0.0%	19.5
31/03/2024 03:00:00	30.0	1	1	30	0.0	0.0%	27.0
31/03/2024 04:00:00	0.0	0	0	0	0.0	0.0%	0.0
31/03/2024 05:00:00	0.0	0	0	0	0.0	0.0%	0.0
31/03/2024 06:00:00	40.0	2	2	40	37.5	100.0%	37.0
31/03/2024 07:00:00	35.0	6	7	40	34.2	42.9%	29.1
31/03/2024 08:00:00	35.0	6	7	40	33.8	57.1%	29.3
31/03/2024 09:00:00	29.6	17	20	35	32.5	10.0%	26.7
31/03/2024 10:00:00	32.0	25	29	40	33.3	20.7%	27.0
31/03/2024 11:00:00	33.3	42	49	45	34.4	26.5%	26.7
31/03/2024 12:00:00	33.4	57	67	40	33.7	31.3%	28.4
31/03/2024 13:00:00	32.0	56	66	40	33.9	21.2%	26.7
31/03/2024 14:00:00	31.9	37	43	40	33.1	20.9%	26.7
31/03/2024 15:00:00	30.0	38	45	40	33.2	15.6%	26.5
31/03/2024 16:00:00	33.5	36	42	40	33.7	31.0%	28.0
31/03/2024 17:00:00	34.0	35	41	40	33.9	34.1%	28.9
31/03/2024 18:00:00	32.9	26	30	40	33.1	26.7%	27.6
31/03/2024 19:00:00	34.1	31	37	40	33.8	40.5%	29.3
31/03/2024 20:00:00	35.0	22	26	40	34.3	42.3%	29.2
31/03/2024 21:00:00	33.0	12	14	35	32.5	35.7%	28.8
31/03/2024 22:00:00	30.0	2	2	30	0.0	0.0%	27.0
31/03/2024 23:00:00	35.0	3	3	35	32.5	66.7%	30.3
01/04/2024 00:00:00	30.0	1	1	30	0.0	0.0%	27.0
01/04/2024 01:00:00	0.0	0	0	0	0.0	0.0%	0.0
01/04/2024 02:00:00	30.0	1	1	30	0.0	0.0%	27.0
01/04/2024 03:00:00	0.0	0	0	0	0.0	0.0%	0.0
01/04/2024 04:00:00	40.0	1	1	40	37.5	100.0%	37.0
01/04/2024 05:00:00	0.0	0	0	0	0.0	0.0%	0.0
01/04/2024 06:00:00	0.0	0	0	0	0.0	0.0%	0.0
01/04/2024 07:00:00	30.0	8	10	40	35.0	20.0%	27.1
01/04/2024 08:00:00	31.7	14	16	35	32.5	18.8%	25.9
01/04/2024 09:00:00	29.8	35	41	40	33.5	12.2%	25.3
01/04/2024 10:00:00	30.7	40	47	40	33.1	17.0%	25.1

01/04/2024 11:00:00	30.6	55	65	40	33.4	16.9%	26.2
01/04/2024 12:00:00	32.5	76	89	40	32.9	27.0%	27.0
01/04/2024 13:00:00	32.8	65	77	40	32.7	33.8%	28.0
01/04/2024 14:00:00	33.0	52	61	40	33.3	29.5%	27.8
01/04/2024 15:00:00	31.5	45	53	40	33.0	20.8%	27.1
01/04/2024 16:00:00	33.5	49	58	45	33.4	39.7%	28.7
01/04/2024 17:00:00	33.7	39	46	45	33.2	45.7%	29.4
01/04/2024 18:00:00	35.0	36	42	40	33.6	64.3%	30.8
01/04/2024 19:00:00	33.2	26	31	35	32.5	45.2%	28.3
01/04/2024 20:00:00	36.2	17	20	40	35.0	40.0%	30.3
01/04/2024 21:00:00	35.0	13	15	45	34.6	46.7%	29.1
01/04/2024 22:00:00	35.0	6	7	40	35.0	28.6%	28.6
01/04/2024 23:00:00	35.0	3	3	35	32.5	33.3%	28.7
02/04/2024 00:00:00	40.0	1	1	40	37.5	100.0%	37.0
02/04/2024 01:00:00	0.0	0	0	0	0.0	0.0%	0.0
02/04/2024 02:00:00	0.0	0	0	0	0.0	0.0%	0.0
02/04/2024 03:00:00	0.0	0	0	0	0.0	0.0%	0.0
02/04/2024 04:00:00	0.0	0	0	0	0.0	0.0%	0.0
02/04/2024 05:00:00	40.0	2	2	40	37.5	50.0%	29.5
02/04/2024 06:00:00	35.0	3	4	40	34.2	75.0%	32.0
02/04/2024 07:00:00	36.7	21	25	45	35.7	44.0%	29.2
02/04/2024 08:00:00	33.3	26	31	45	34.7	29.0%	28.2
02/04/2024 09:00:00	31.1	42	49	35	32.5	18.4%	26.5
02/04/2024 10:00:00	29.7	46	54	35	32.5	11.1%	25.5
02/04/2024 11:00:00	29.2	65	76	40	33.3	7.9%	24.2
02/04/2024 12:00:00	30.4	73	86	40	33.2	16.3%	25.6
02/04/2024 13:00:00	31.8	37	44	35	32.5	25.0%	27.2
02/04/2024 14:00:00	31.9	57	67	35	32.5	23.9%	26.9
02/04/2024 15:00:00	31.7	79	93	45	33.3	21.5%	27.3
02/04/2024 16:00:00	32.4	87	102	40	33.1	25.5%	27.0
02/04/2024 17:00:00	32.4	76	89	45	33.4	24.7%	27.6
02/04/2024 18:00:00	32.3	51	60	40	33.6	23.3%	26.7
02/04/2024 19:00:00	32.1	42	50	40	32.9	26.0%	28.3
02/04/2024 20:00:00	33.6	20	23	40	33.1	34.8%	27.8
02/04/2024 21:00:00	36.2	21	25	45	35.0	48.0%	29.4
02/04/2024 22:00:00	37.5	6	7	40	35.8	42.9%	30.7
02/04/2024 23:00:00	35.0	3	3	35	32.5	33.3%	27.0
03/04/2024 00:00:00	30.0	1	1	30	0.0	0.0%	27.0
03/04/2024 01:00:00	0.0	0	0	0	0.0	0.0%	0.0
03/04/2024 02:00:00	0.0	0	0	0	0.0	0.0%	0.0
03/04/2024 03:00:00	0.0	0	0	0	0.0	0.0%	0.0
03/04/2024 04:00:00	0.0	0	0	0	0.0	0.0%	0.0
03/04/2024 05:00:00	35.0	2	2	35	32.5	50.0%	27.0
03/04/2024 06:00:00	33.3	3	4	35	32.5	75.0%	31.0
03/04/2024 07:00:00	31.7	14	17	40	33.8	23.5%	26.2
03/04/2024 08:00:00	30.8	27	32	35	32.5	18.8%	25.9
03/04/2024 09:00:00	29.3	33	39	40	34.2	7.7%	25.8
03/04/2024 10:00:00	29.5	50	59	35	32.5	10.2%	24.9

Incoming Summary
 Bottom of Long Lane (Dedicated Post) - Facing Brundall

from Mon-Mar-04-2024-11-00-AM to Thu-Apr-04-2024-11-59-PM

03/04/2024 11:00:00	30.0	66	78	35	32.5	15.4%	25.2
03/04/2024 12:00:00	31.8	55	65	40	32.8	23.1%	27.7
03/04/2024 13:00:00	33.3	60	70	40	33.1	34.3%	27.9
03/04/2024 14:00:00	32.2	65	76	40	33.1	23.7%	26.7
03/04/2024 15:00:00	32.1	72	85	40	32.7	25.9%	27.4
03/04/2024 16:00:00	33.2	91	107	40	33.2	33.6%	27.9
03/04/2024 17:00:00	33.4	86	101	45	33.5	34.7%	28.9
03/04/2024 18:00:00	33.1	53	62	40	33.0	32.3%	28.3
03/04/2024 19:00:00	33.6	37	43	45	33.4	37.2%	28.9
03/04/2024 20:00:00	34.4	24	28	40	33.9	39.3%	28.6
03/04/2024 21:00:00	34.2	16	19	45	34.4	42.1%	29.3
03/04/2024 22:00:00	33.8	9	11	45	34.5	45.5%	27.7
03/04/2024 23:00:00	40.0	3	4	50	37.5	100.0%	37.0
04/04/2024 00:00:00	25.0	3	4	30	0.0	0.0%	23.5
04/04/2024 01:00:00	0.0	0	0	0	0.0	0.0%	0.0
04/04/2024 02:00:00	0.0	0	0	0	0.0	0.0%	0.0
04/04/2024 03:00:00	0.0	0	0	0	0.0	0.0%	0.0
04/04/2024 04:00:00	40.0	1	1	40	37.5	100.0%	37.0
04/04/2024 05:00:00	35.0	1	1	35	32.5	100.0%	32.0
04/04/2024 06:00:00	35.0	5	6	40	35.0	33.3%	27.8
04/04/2024 07:00:00	29.5	14	16	35	32.5	6.3%	25.6
04/04/2024 08:00:00	31.7	20	24	35	32.5	25.0%	26.3
04/04/2024 09:00:00	30.0	39	46	40	33.9	15.2%	26.8
04/04/2024 10:00:00	29.3	47	55	35	32.5	7.3%	24.7
04/04/2024 11:00:00	30.0	50	59	35	32.5	15.3%	25.6
04/04/2024 12:00:00	31.0	55	65	40	33.3	18.5%	26.4
04/04/2024 13:00:00	31.4	46	54	35	32.5	20.4%	26.4
04/04/2024 14:00:00	33.4	60	70	40	33.7	30.0%	28.4
04/04/2024 15:00:00	32.5	68	80	40	33.8	23.8%	27.2
04/04/2024 16:00:00	32.6	96	113	40	32.6	31.0%	27.9
04/04/2024 17:00:00	33.3	92	108	40	33.2	34.3%	28.2
04/04/2024 18:00:00	33.3	49	58	45	33.8	32.8%	28.3
04/04/2024 19:00:00	34.2	37	43	40	33.8	37.2%	27.7
04/04/2024 20:00:00	34.4	20	23	45	34.0	43.5%	29.7
04/04/2024 21:00:00	32.5	15	18	35	32.5	33.3%	27.0
04/04/2024 22:00:00	35.0	7	8	40	33.3	75.0%	30.8
04/04/2024 23:00:00	30.0	3	4	35	32.5	25.0%	25.8
05/04/2024 00:00:00	35.0	2	2	35	32.5	50.0%	29.5

Day/Time Ending	85th pctl (MPH)	85th pctl cnts	Total Cnts	Max Speed	Avg Speeder	% Speeders	Avg Speed
05/03/2024 00:00:00	33.2	535	629	45	33.3	32.6%	27.9
06/03/2024 00:00:00	32.6	765	900	45	33.4	26.4%	27.5
07/03/2024 00:00:00	33.1	805	947	50	33.5	29.8%	27.7
08/03/2024 00:00:00	32.9	758	892	50	33.2	30.8%	27.4
09/03/2024 00:00:00	33.1	887	1044	45	33.3	31.1%	27.6
10/03/2024 00:00:00	33.2	740	870	45	33.4	32.6%	27.9
11/03/2024 00:00:00	33.3	552	650	45	33.3	34.6%	28.3
12/03/2024 00:00:00	32.8	741	872	45	33.5	28.2%	27.8
13/03/2024 00:00:00	32.2	777	914	45	33.1	24.8%	26.9
14/03/2024 00:00:00	33.4	751	884	50	33.7	32.4%	28.0
15/03/2024 00:00:00	33.0	779	917	45	33.4	29.3%	27.4
16/03/2024 00:00:00	33.4	844	993	55	33.6	33.1%	28.1
17/03/2024 00:00:00	33.3	683	803	50	33.7	31.5%	27.9
18/03/2024 00:00:00	33.6	453	533	45	33.5	36.8%	28.6
19/03/2024 00:00:00	33.0	760	894	45	33.4	31.0%	27.7
20/03/2024 00:00:00	33.5	783	921	50	33.9	32.6%	28.2
21/03/2024 00:00:00	32.8	753	886	45	33.2	29.3%	27.6
22/03/2024 00:00:00	32.8	750	882	50	33.3	28.9%	27.3
23/03/2024 00:00:00	32.8	960	1129	50	33.6	27.7%	27.6
24/03/2024 00:00:00	33.0	655	771	45	33.6	28.7%	27.6
25/03/2024 00:00:00	33.3	584	687	45	33.6	31.9%	28.1
26/03/2024 00:00:00	33.5	756	890	45	33.5	35.7%	28.2
27/03/2024 00:00:00	33.2	794	934	45	33.4	31.7%	27.8
28/03/2024 00:00:00	33.5	794	934	50	33.5	34.8%	28.2
29/03/2024 00:00:00	33.1	830	976	50	33.5	30.4%	27.7
30/03/2024 00:00:00	33.4	689	811	45	33.4	35.1%	28.1
31/03/2024 00:00:00	32.8	719	846	50	33.3	29.4%	27.7
01/04/2024 00:00:00	33.1	456	537	45	33.8	28.3%	27.7
02/04/2024 00:00:00	33.0	581	684	45	33.3	31.1%	27.7
03/04/2024 00:00:00	32.1	757	891	45	33.5	23.0%	26.9
04/04/2024 00:00:00	32.6	770	906	50	33.3	27.5%	27.4
04/04/2024 23:59:59	32.5	726	854	45	33.3	26.3%	27.3

Incoming Weekly Counts

Bottom of Long Lane (Dedicated Post) - Facing Brundall

from Mon-Mar-04-2024-11-00-AM to Thu-Apr-04-2024-11-59-PM

	04/03/2024	to	10/03/2024							
	Monday	Tuesday	Wednesday	Thursday	Friday	Saturday	Sunday	Week	Weekend	Week Day 85%
Hour	04/03/2024	05/03/2024	06/03/2024	07/03/2024	08/03/2024	09/03/2024	10/03/2024	Day Avg	Avg	Avg Speed
0 - 1	*	3	3	1	3	3	0	2.5	1.5	30
1 - 2	*	1	0	0	0	0	2	0.25	1	30
2 - 3	*	0	0	0	0	3	0	0	1.5	0
3 - 4	*	0	1	0	0	2	0	0.25	1	25
4 - 5	*	0	0	0	0	0	0	0	0	0
5 - 6	*	3	1	1	3	1	1	2	1	38.75
6 - 7	*	5	6	6	7	1	1	6	1	32.6
7 - 8	*	28	23	33	35	10	10	29.75	10	33.12
8 - 9	*	44	44	30	46	31	12	41	21.5	32.62
9 - 10	*	57	57	57	61	45	40	58	42.5	32.02
10 - 11	*	67	65	53	66	60	45	62.75	52.5	31.52
11 - 12	39	58	70	73	76	81	73	63.2	77	32.44
12 - 13	58	79	85	75	97	96	75	78.8	85.5	32.48
13 - 14	54	47	53	68	55	66	58	55.4	62	32.7
14 - 15	70	68	83	69	78	69	50	73.6	59.5	32.54
15 - 16	93	90	86	79	91	56	66	87.8	61	32.44
16 - 17	90	96	102	109	113	68	65	102	66.5	33.4
17 - 18	80	105	96	80	96	81	56	91.4	68.5	33.1
18 - 19	66	57	75	61	94	72	36	70.6	54	33.44
19 - 20	26	40	48	30	61	58	21	41	39.5	32.82
20 - 21	30	28	24	32	17	22	21	26.2	21.5	34.34
21 - 22	14	11	14	27	20	19	13	17.2	16	34.22
22 - 23	6	9	7	8	11	14	3	8.2	8.5	35.26
23 - 24	3	4	4	0	14	12	2	5	7	33.08
Totals	629	900	947	892	1044	870	650			
% of Total	10.6%	15.17%	15.96%	15.04%	17.6%	14.67%	10.96%			

Incoming Weekly Counts

Bottom of Long Lane (Dedicated Post) - Facing Brundall

from Mon-Mar-04-2024-11-00-AM to Thu-Apr-04-2024-11-59-PM

	11/03/2024	to	17/03/2024							
	Monday	Tuesday	Wednesday	Thursday	Friday	Saturday	Sunday	Week	Weekend	Week Day 85%
Hour	11/03/2024	12/03/2024	13/03/2024	14/03/2024	15/03/2024	16/03/2024	17/03/2024	Day Avg	Avg	Avg Speed
0 - 1	1	1	1	1	3	6	1	1.4	3.5	36
1 - 2	1	1	0	1	0	3	1	0.6	2	36.67
2 - 3	0	0	1	0	1	1	2	0.4	1.5	27.5
3 - 4	0	0	0	0	0	0	0	0	0	0
4 - 5	1	0	0	0	0	1	0	0.2	0.5	25
5 - 6	1	1	2	1	2	0	2	1.4	1	36
6 - 7	9	6	4	10	5	3	1	6.8	2	33.34
7 - 8	27	33	33	25	37	10	12	31	11	33.18
8 - 9	37	46	51	39	48	29	18	44.2	23.5	33.76
9 - 10	58	79	67	48	62	35	18	62.8	26.5	32.48
10 - 11	58	75	41	71	69	59	48	62.8	53.5	31.66
11 - 12	58	64	83	72	54	72	47	66.2	59.5	31.74
12 - 13	84	65	70	57	94	94	44	74	69	32.12
13 - 14	46	48	58	64	59	75	49	55	62	31.46
14 - 15	68	86	59	82	80	78	38	75	58	31.28
15 - 16	81	91	90	82	91	74	55	87	64.5	32.38
16 - 17	99	81	90	92	94	49	56	91.2	52.5	32.28
17 - 18	103	88	94	93	121	59	47	99.8	53	33.24
18 - 19	67	59	54	70	63	64	35	62.6	49.5	33.58
19 - 20	20	44	47	47	38	35	26	39.2	30.5	33.82
20 - 21	25	24	18	20	32	23	19	23.8	21	35.52
21 - 22	22	11	5	21	17	16	10	15.2	13	37.2
22 - 23	5	7	13	16	16	12	4	11.4	8	34.5
23 - 24	1	4	3	5	7	5	0	4	2.5	37.16
Totals	872	914	884	917	993	803	533			
% of Total	14.74%	15.45%	14.94%	15.5%	16.78%	13.57%	9.01%			

Incoming Weekly Counts

Bottom of Long Lane (Dedicated Post) - Facing Brundall

from Mon-Mar-04-2024-11-00-AM to Thu-Apr-04-2024-11-59-PM

	18/03/2024	to	24/03/2024							
	Monday	Tuesday	Wednesday	Thursday	Friday	Saturday	Sunday	Week	Weekend	Week Day 85%
Hour	18/03/2024	19/03/2024	20/03/2024	21/03/2024	22/03/2024	23/03/2024	24/03/2024	Day Avg	Avg	Avg Speed
0 - 1	0	2	1	0	1	0	1	0.8	0.5	33.33
1 - 2	0	1	1	0	0	0	1	0.4	0.5	35
2 - 3	0	0	0	1	0	0	0	0.2	0	30
3 - 4	0	0	0	0	0	0	0	0	0	0
4 - 5	3	0	0	1	1	0	0	1	0	36.67
5 - 6	3	3	1	2	4	2	7	2.6	4.5	33.5
6 - 7	9	6	8	7	12	2	4	8.4	3	33.96
7 - 8	19	27	20	15	35	14	17	23.2	15.5	33.38
8 - 9	44	43	37	40	57	31	15	44.2	23	33.54
9 - 10	66	53	48	74	53	53	31	58.8	42	31.46
10 - 11	50	73	56	48	57	48	54	56.8	51	32.28
11 - 12	73	66	59	63	77	69	52	67.6	60.5	32.1
12 - 13	73	68	61	77	100	87	72	75.8	79.5	32.44
13 - 14	60	52	55	66	76	68	84	61.8	76	32.38
14 - 15	68	74	57	66	69	66	61	66.8	63.5	32.76
15 - 16	93	84	92	83	99	63	70	90.2	66.5	32.44
16 - 17	105	100	120	91	113	62	69	105.8	65.5	32.86
17 - 18	96	115	91	108	138	61	50	109.6	55.5	33.04
18 - 19	57	73	74	57	93	67	42	70.8	54.5	32.7
19 - 20	33	34	54	31	66	26	19	43.6	22.5	34.1
20 - 21	14	20	20	26	31	20	15	22.2	17.5	35.74
21 - 22	13	16	20	17	25	12	18	18.2	15	33.84
22 - 23	14	7	9	4	13	11	3	9.4	7	38.5
23 - 24	1	4	2	5	9	9	2	4.2	5.5	35.16
Totals	894	921	886	882	1129	771	687			
% of Total	14.49%	14.93%	14.36%	14.29%	18.3%	12.5%	11.13%			

Incoming Weekly Counts

Bottom of Long Lane (Dedicated Post) - Facing Brundall

from Mon-Mar-04-2024-11-00-AM to Thu-Apr-04-2024-11-59-PM

	25/03/2024	to	31/03/2024							
	Monday	Tuesday	Wednesday	Thursday	Friday	Saturday	Sunday	Week	Weekend	Week Day 85%
Hour	25/03/2024	26/03/2024	27/03/2024	28/03/2024	29/03/2024	30/03/2024	31/03/2024	Day Avg	Avg	Avg Speed
0 - 1	1	2	1	4	1	0	3	1.8	1.5	32.5
1 - 2	0	0	0	3	1	1	2	0.8	1.5	35
2 - 3	0	0	1	1	0	0	1	0.4	0.5	37.5
3 - 4	0	0	0	0	0	1	0	0	0.5	0
4 - 5	0	0	1	0	1	0	0	0.4	0	37.5
5 - 6	3	1	1	2	0	1	2	1.4	1.5	37.5
6 - 7	7	9	7	12	3	0	7	7.6	3.5	37.58
7 - 8	28	27	23	18	15	11	7	22.2	9	32.94
8 - 9	39	56	41	26	25	29	20	37.4	24.5	33.58
9 - 10	65	65	54	50	44	48	29	55.6	38.5	32.72
10 - 11	56	60	72	68	66	60	49	64.4	54.5	32.14
11 - 12	64	58	58	86	57	71	67	64.6	69	32.26
12 - 13	65	53	61	86	89	82	66	70.8	74	32.7
13 - 14	79	86	69	75	72	80	43	76.2	61.5	33.18
14 - 15	70	68	63	73	65	73	45	67.8	59	32.42
15 - 16	87	107	70	95	70	76	42	85.8	59	32.92
16 - 17	89	107	95	98	69	70	41	91.6	55.5	33.56
17 - 18	88	96	114	91	79	78	30	93.6	54	33.96
18 - 19	69	57	91	71	63	66	37	70.2	51.5	33.08
19 - 20	31	40	56	33	41	40	26	40.2	33	34.14
20 - 21	19	20	22	33	24	22	14	23.6	18	34.62
21 - 22	14	15	18	32	11	17	2	18	9.5	34.64
22 - 23	12	4	13	12	12	13	3	10.6	8	34
23 - 24	4	3	3	7	3	7	1	4	4	37.5
Totals	890	934	934	976	811	846	537			
% of Total	15.01%	15.76%	15.76%	16.46%	13.68%	14.27%	9.06%			

Incoming Weekly Counts

Bottom of Long Lane (Dedicated Post) - Facing Brundall

from Mon-Mar-04-2024-11-00-AM to Thu-Apr-04-2024-11-59-PM

	01/04/2024	to	07/04/2024							
	Monday	Tuesday	Wednesday	Thursday	Friday	Saturday	Sunday	Week	Weekend	Week Day 85%
Hour	01/04/2024	02/04/2024	03/04/2024	04/04/2024	05/04/2024	06/04/2024	07/04/2024	Day Avg	Avg	Avg Speed
0 - 1	0	0	0	0	*	*	*	0	0	0
1 - 2	1	0	0	0	*	*	*	0.25	0	30
2 - 3	0	0	0	0	*	*	*	0	0	0
3 - 4	1	0	0	1	*	*	*	0.5	0	40
4 - 5	0	2	2	1	*	*	*	1.25	0	36.67
5 - 6	0	4	4	6	*	*	*	3.5	0	34.43
6 - 7	10	25	17	16	*	*	*	17	0	31.98
7 - 8	16	31	32	24	*	*	*	25.75	0	31.88
8 - 9	41	49	39	46	*	*	*	43.75	0	30.05
9 - 10	47	54	59	55	*	*	*	53.75	0	29.8
10 - 11	65	76	78	59	*	*	*	69.5	0	29.95
11 - 12	89	86	65	65	*	*	*	76.25	0	31.42
12 - 13	77	44	70	54	*	*	*	61.25	0	32.32
13 - 14	61	67	76	70	*	*	*	68.5	0	32.62
14 - 15	53	93	85	80	*	*	*	77.75	0	31.95
15 - 16	58	102	107	113	*	*	*	95	0	32.93
16 - 17	46	89	101	108	*	*	*	86	0	33.2
17 - 18	42	60	62	58	*	*	*	55.5	0	33.42
18 - 19	31	50	43	43	*	*	*	41.75	0	33.28
19 - 20	20	23	28	23	*	*	*	23.5	0	34.65
20 - 21	15	25	19	18	*	*	*	19.25	0	34.48
21 - 22	7	7	11	8	*	*	*	8.25	0	35.33
22 - 23	3	3	4	4	*	*	*	3.5	0	35
23 - 24	1	1	4	2	*	*	*	2	0	32.5
Totals	684	891	906	854	0	0	0			
% of Total	20.51%	26.72%	27.17%	25.61%	0%	0%	0%			

Incoming Monthly Counts

Bottom of Long Lane (Dedicated Post) - Facing Brundall

from Mon-Mar-04-2024-11-00-AM to Thu-Apr-04-2024-11-59-PM

Hour	Mar 2024							Week Day Avg	Weekend Avg	Week Day 85% Avg Speed
	Monday	Tuesday	Wednesday	Thursday	Friday	Saturday	Sunday			
0 - 1	2	8	6	6	8	9	5	6	7	32.66
1 - 2	1	3	1	4	1	4	6	2	5	35.5
2 - 3	0	0	2	2	1	4	3	1	3.5	36.67
3 - 4	0	0	1	0	0	3	0	0.2	1.5	25
4 - 5	4	0	1	1	2	1	0	1.6	0.5	37.5
5 - 6	7	8	5	6	9	4	12	7	8	36.8
6 - 7	25	26	25	35	27	6	13	27.6	9.5	34.3
7 - 8	74	115	99	91	122	45	46	100.2	45.5	33.22
8 - 9	120	189	173	135	176	120	65	158.6	92.5	33.66
9 - 10	189	254	226	229	220	181	118	223.6	149.5	32.34
10 - 11	164	275	234	240	258	227	196	234.2	211.5	32
11 - 12	234	246	270	294	264	293	239	261.6	266	32.28
12 - 13	280	265	277	295	380	359	257	299.4	308	32.52
13 - 14	239	233	235	273	262	289	234	248.4	261.5	32.64
14 - 15	276	296	262	290	292	286	194	283.2	240	32.3
15 - 16	354	372	338	339	351	269	233	350.8	251	32.56
16 - 17	383	384	407	390	389	249	231	390.6	240	33.12
17 - 18	367	404	395	372	434	279	183	394.4	231	33.42
18 - 19	259	246	294	259	313	269	150	274.2	209.5	33.3
19 - 20	110	158	205	141	206	159	92	164	125.5	33.84
20 - 21	88	92	84	111	104	87	69	95.8	78	34.74
21 - 22	63	53	57	97	73	64	43	68.6	53.5	35.36
22 - 23	37	27	42	40	52	50	13	39.6	31.5	36.04
23 - 24	9	15	12	17	33	33	5	17.2	19	36.48
Totals	3285	3669	3651	3667	3977	3290	2407			
% of Total	13.72%	15.32%	15.25%	15.31%	16.61%	13.74%	10.05%			

Incoming Monthly Counts

Bottom of Long Lane (Dedicated Post) - Facing Brundall

from Mon-Mar-04-2024-11-00-AM to Thu-Apr-04-2024-11-59-PM

Hour	Apr 2024							Week Day Avg	Weekend Avg	Week Day 85% Avg Speed
	Monday	Tuesday	Wednesday	Thursday	Friday	Saturday	Sunday			
0 - 1	0	0	0	0	*	*	*	0	0	0
1 - 2	1	0	0	0	*	*	*	0.25	0	30
2 - 3	0	0	0	0	*	*	*	0	0	0
3 - 4	1	0	0	1	*	*	*	0.5	0	40
4 - 5	0	2	2	1	*	*	*	1.25	0	36.67
5 - 6	0	4	4	6	*	*	*	3.5	0	34.43
6 - 7	10	25	17	16	*	*	*	17	0	31.98
7 - 8	16	31	32	24	*	*	*	25.75	0	31.88
8 - 9	41	49	39	46	*	*	*	43.75	0	30.05
9 - 10	47	54	59	55	*	*	*	53.75	0	29.8
10 - 11	65	76	78	59	*	*	*	69.5	0	29.95
11 - 12	89	86	65	65	*	*	*	76.25	0	31.42
12 - 13	77	44	70	54	*	*	*	61.25	0	32.32
13 - 14	61	67	76	70	*	*	*	68.5	0	32.62
14 - 15	53	93	85	80	*	*	*	77.75	0	31.95
15 - 16	58	102	107	113	*	*	*	95	0	32.93
16 - 17	46	89	101	108	*	*	*	86	0	33.2
17 - 18	42	60	62	58	*	*	*	55.5	0	33.42
18 - 19	31	50	43	43	*	*	*	41.75	0	33.28
19 - 20	20	23	28	23	*	*	*	23.5	0	34.65
20 - 21	15	25	19	18	*	*	*	19.25	0	34.48
21 - 22	7	7	11	8	*	*	*	8.25	0	35.33
22 - 23	3	3	4	4	*	*	*	3.5	0	35
23 - 24	1	1	4	2	*	*	*	2	0	32.5
Totals	684	891	906	854	0	0	0			
% of Total	20.51%	26.72%	27.17%	25.61%	0%	0%	0%			

Incoming Weekly Speeds

Bottom of Long Lane (Dedicated Post) - Facing Brundall

from Mon-Mar-04-2024-11-00-AM to Thu-Apr-04-2024-11-59-PM

	04/03/2024	to	10/03/2024							
	Monday	Tuesday	Wednesday	Thursday	Friday	Saturday	Sunday	Week	Weekend	Week Day 85%
Hour	04/03/2024	05/03/2024	06/03/2024	07/03/2024	08/03/2024	09/03/2024	10/03/2024	Day Avg	Avg	Avg Speed
0 - 1	*	25.33	27.33	27	24	27.33	0	25.7	27.33	30
1 - 2	*	27	0	0	0	0	34.5	27	34.5	30
2 - 3	*	0	0	0	0	32	0	0	32	0
3 - 4	*	0	22	0	0	22	0	22	22	25
4 - 5	*	0	0	0	0	0	0	0	0	0
5 - 6	*	33.67	32	32	30.33	32	32	32	32	38.75
6 - 7	*	28	30.5	27.83	29.43	32	32	29	32	32.6
7 - 8	*	28	27.61	27.09	27.54	26.8	30.8	27.54	28.8	33.12
8 - 9	*	27.75	27.39	29.3	26.7	28.68	28.42	27.64	28.6	32.62
9 - 10	*	27.53	27.18	26.02	26.95	29.33	27.88	26.92	28.65	32.02
10 - 11	*	27.82	25.65	25.51	26.18	28.18	27.98	26.34	28.1	31.52
11 - 12	28.79	27.33	27.64	25.42	26.82	27.47	27.23	27.02	27.36	32.44
12 - 13	27.16	27.19	27.6	27.01	27.6	27.82	27.83	27.34	27.82	32.48
13 - 14	27.98	26.83	27.77	27.25	26.76	27.17	28.29	27.32	27.69	32.7
14 - 15	27.57	26.99	27.58	25.67	27.47	27.78	29.06	27.09	28.32	32.54
15 - 16	27.43	26.69	27.33	26.95	27.45	27.75	29.47	27.18	28.68	32.44
16 - 17	27.43	27.58	28.29	28.82	28.12	28.03	29.03	28.08	28.52	33.4
17 - 18	28.75	27.49	28.86	28.6	28.44	27.99	27.18	28.39	27.66	33.1
18 - 19	28.65	27.74	27.63	29.15	28.13	27.25	28.64	28.23	27.71	33.44
19 - 20	27.27	26.77	28.9	27.4	27.3	27.6	28	27.58	27.71	32.82
20 - 21	27.1	29.39	28.58	29.56	28.76	31.05	29.38	28.68	30.23	34.34
21 - 22	29.36	28.45	27.5	29.63	28.95	26.16	25.23	28.93	25.78	34.22
22 - 23	32.17	33.67	29.14	27.62	29	28.43	32	30.24	29.06	35.26
23 - 24	28.67	30.75	23.25	0	28.93	28	39.5	28.28	29.64	33.08
Totals	27.9	27.5	27.7	27.4	27.6	27.9	28.3			
% of Total	14.36%	14.15%	14.26%	14.1%	14.2%	14.36%	14.57%			

Incoming Weekly Speeds

Bottom of Long Lane (Dedicated Post) - Facing Brundall

from Mon-Mar-04-2024-11-00-AM to Thu-Apr-04-2024-11-59-PM

	11/03/2024	to	17/03/2024							
	Monday	Tuesday	Wednesday	Thursday	Friday	Saturday	Sunday	Week	Weekend	Week Day 85%
Hour	11/03/2024	12/03/2024	13/03/2024	14/03/2024	15/03/2024	16/03/2024	17/03/2024	Day Avg	Avg	Avg Speed
0 - 1	27	32	37	32	30.33	27.83	27	31.29	27.71	36
1 - 2	37	32	0	32	0	24	27	33.67	24.75	36.67
2 - 3	0	0	17	0	32	32	19.5	24.5	23.67	27.5
3 - 4	0	0	0	0	0	0	0	0	0	0
4 - 5	22	0	0	0	0	37	0	22	37	25
5 - 6	27	32	32	37	34.5	0	34.5	32.71	34.5	36
6 - 7	29.44	28.83	29.5	27.1	28	27.33	27	28.44	27.25	33.34
7 - 8	26.85	28.79	25.48	28.2	28.16	26.7	30.17	27.5	28.59	33.18
8 - 9	27.49	28.2	28.33	28.33	28.31	30.24	29.44	28.16	29.94	33.76
9 - 10	27.6	27.44	28.39	26.12	26.79	27.49	28.11	27.34	27.7	32.48
10 - 11	26.47	26.43	28.27	25	27.74	27.58	26.25	26.64	26.98	31.66
11 - 12	27.86	26.55	27.81	25.96	27.67	27.15	28.98	27.15	27.87	31.74
12 - 13	26.7	26.94	28.2	26.95	27.14	27.57	28.45	27.18	27.86	32.12
13 - 14	26.85	25.98	26.66	26.78	28.1	28.21	28.61	26.91	28.37	31.46
14 - 15	27.99	25.78	25.56	25.84	27.74	27.08	30.32	26.58	28.14	31.28
15 - 16	28.2	25.63	27.56	26.45	27.52	27.09	29.58	27.06	28.16	32.38
16 - 17	28.05	26.04	27.6	28.26	28.61	27.96	29	27.76	28.51	32.28
17 - 18	28.2	27.31	28.13	28.61	28.85	28.73	28.6	28.26	28.67	33.24
18 - 19	28.28	28.27	29.13	28.4	28.9	27.95	27.26	28.58	27.71	33.58
19 - 20	28.6	26.41	28.32	29.19	27.79	28.4	27.08	28.03	27.84	33.82
20 - 21	27.12	28.29	33.22	28.9	29.25	27.87	30.63	29.15	29.12	35.52
21 - 22	31.45	32	34.2	28.71	29.76	29.44	29.7	30.58	29.54	37.2
22 - 23	26	24.29	31.77	31.5	29.5	30	27.25	29.63	29.31	34.5
23 - 24	37	28.25	32	33	28.57	30	0	30.55	30	37.16
Totals	27.8	26.9	28	27.4	28.1	27.9	28.6			
% of Total	14.28%	13.82%	14.38%	14.07%	14.43%	14.33%	14.69%			

Incoming Weekly Speeds

Bottom of Long Lane (Dedicated Post) - Facing Brundall

from Mon-Mar-04-2024-11-00-AM to Thu-Apr-04-2024-11-59-PM

	18/03/2024	to	24/03/2024							
	Monday	Tuesday	Wednesday	Thursday	Friday	Saturday	Sunday	Week	Weekend	Week Day 85%
Hour	18/03/2024	19/03/2024	20/03/2024	21/03/2024	22/03/2024	23/03/2024	24/03/2024	Day Avg	Avg	Avg Speed
0 - 1	0	29.5	27	0	32	0	32	29.5	32	33.33
1 - 2	0	32	32	0	0	0	27	32	27	35
2 - 3	0	0	0	27	0	0	0	27	0	30
3 - 4	0	0	0	0	0	0	0	0	0	0
4 - 5	37	0	0	32	27	0	0	34	0	36.67
5 - 6	18.67	25.33	32	29.5	28.25	32	26.57	25.85	27.78	33.5
6 - 7	26.67	28.67	30.12	30.57	28.83	29.5	28.5	28.88	28.83	33.96
7 - 8	28	28.52	26.35	25.53	27.66	27	26.41	27.41	26.68	33.38
8 - 9	27.75	29.42	28.27	28.75	28.07	28.48	26	28.43	27.67	33.54
9 - 10	26.95	27.6	24.85	26.45	25.58	28.34	27.52	26.35	28.04	31.46
10 - 11	26.14	27.66	26.88	25.98	28.4	24.79	26.04	27.1	25.45	32.28
11 - 12	27.74	27.89	25.8	26.44	27.43	28.06	27.6	27.12	27.86	32.1
12 - 13	27.01	26.15	27.61	25.52	27.82	27.76	27.94	26.86	27.84	32.44
13 - 14	27.9	27.19	27.58	27.02	27.59	26.63	27.74	27.46	27.24	32.38
14 - 15	27.93	27.92	28.09	26.27	27.83	27.02	27.8	27.6	27.39	32.76
15 - 16	26.9	27.92	27.52	27.25	27.36	28.06	29.27	27.38	28.7	32.44
16 - 17	27.96	28.24	28.02	28.42	28.16	27.44	28.22	28.15	27.85	32.86
17 - 18	28.21	28.07	28.2	28.36	26.96	28.57	29.6	27.89	29.04	33.04
18 - 19	28.28	29.25	28.2	28.54	26.22	27.42	29.12	27.96	28.07	32.7
19 - 20	29.12	29.88	27.35	28.35	28.41	28.42	29.26	28.48	28.78	34.1
20 - 21	31.07	30.15	30.4	29.04	28.1	27.65	32.13	29.48	29.57	35.74
21 - 22	27.62	32.94	29.2	26.71	28.56	28.83	28.33	28.99	28.53	33.84
22 - 23	27.43	34.86	29.22	29.5	28.15	28.64	27.33	29.26	28.36	38.5
23 - 24	27	28.25	29.5	30.2	30.44	28.78	29.5	29.71	28.91	35.16
Totals	27.7	28.2	27.6	27.3	27.6	27.6	28.1			
% of Total	14.27%	14.53%	14.22%	14.06%	14.22%	14.22%	14.48%			

Incoming Weekly Speeds

Bottom of Long Lane (Dedicated Post) - Facing Brundall

from Mon-Mar-04-2024-11-00-AM to Thu-Apr-04-2024-11-59-PM

	25/03/2024	to	31/03/2024							
	Monday	Tuesday	Wednesday	Thursday	Friday	Saturday	Sunday	Week	Weekend	Week Day 85%
Hour	25/03/2024	26/03/2024	27/03/2024	28/03/2024	29/03/2024	30/03/2024	31/03/2024	Day Avg	Avg	Avg Speed
0 - 1	27	32	27	29.5	27	0	35.33	29.22	35.33	32.5
1 - 2	0	0	0	33.67	27	32	19.5	32	23.67	35
2 - 3	0	0	37	32	0	0	27	34.5	27	37.5
3 - 4	0	0	0	0	0	27	0	0	27	0
4 - 5	0	0	32	0	37	0	0	34.5	0	37.5
5 - 6	34	37	32	29.5	0	32	37	32.86	35.33	37.5
6 - 7	32.86	30.89	28.57	29.25	35.33	0	29.14	30.66	29.14	37.58
7 - 8	27.32	26.3	27.65	26	28.87	29.36	29.29	27.14	29.33	32.94
8 - 9	30.44	29.2	27.9	26.46	28.44	27.34	26.7	28.69	27.08	33.58
9 - 10	27.72	28.18	28.43	27.7	26.84	26.92	26.97	27.82	26.94	32.72
10 - 11	27.32	26.52	27.15	26.57	26.73	27.68	26.69	26.85	27.24	32.14
11 - 12	27.64	26.36	28.34	26.91	24.93	29.2	28.43	26.86	28.83	32.26
12 - 13	27.75	26.85	27.79	27.24	28.07	27.76	26.67	27.58	27.27	32.7
13 - 14	28.41	26.6	27.32	27.71	28.89	27.83	26.72	27.76	27.44	33.18
14 - 15	27.36	27.75	28.7	26.84	27.58	27.81	26.49	27.62	27.31	32.42
15 - 16	28.05	27.75	28.84	27.2	28.59	26.5	28.02	28	27.04	32.92
16 - 17	27.8	27.89	28.17	28.43	28.88	27.59	28.9	28.19	28.07	33.56
17 - 18	28.81	28.76	28.89	30.07	28.96	27.88	27.6	29.09	27.81	33.96
18 - 19	27.96	28.04	27.65	27.04	28.57	27.71	29.32	27.81	28.29	33.08
19 - 20	27.45	28.98	28.66	28.12	28.76	28.23	29.15	28.47	28.59	34.14
20 - 21	29.47	27.8	28.14	29.21	30.29	27.41	28.79	29.03	27.94	34.62
21 - 22	29.29	31.2	27.56	27.75	29.45	29	27	28.73	28.79	34.64
22 - 23	30.42	28.25	29.85	29.33	27.58	27.15	30.33	29.23	27.75	34
23 - 24	32	28.67	33.67	29.14	27.33	25.57	27	30.05	25.75	37.5
Totals	28.2	27.8	28.2	27.7	28.1	27.7	27.7			
% of Total	14.43%	14.23%	14.43%	14.18%	14.38%	14.18%	14.18%			

Incoming Weekly Speeds

Bottom of Long Lane (Dedicated Post) - Facing Brundall

from Mon-Mar-04-2024-11-00-AM to Thu-Apr-04-2024-11-59-PM

	01/04/2024	to	07/04/2024							
	Monday	Tuesday	Wednesday	Thursday	Friday	Saturday	Sunday	Week	Weekend	Week Day 85%
Hour	01/04/2024	02/04/2024	03/04/2024	04/04/2024	05/04/2024	06/04/2024	07/04/2024	Day Avg	Avg	Avg Speed
0 - 1	0	0	0	0	*	*	*	*	*	0
1 - 2	27	0	0	0	*	*	*	27	*	30
2 - 3	0	0	0	0	*	*	*	*	*	0
3 - 4	37	0	0	37	*	*	*	37	*	40
4 - 5	0	29.5	27	32	*	*	*	29	*	36.67
5 - 6	0	32	31	27.83	*	*	*	29.93	*	34.43
6 - 7	27.1	29.16	26.24	25.62	*	*	*	27.29	*	31.98
7 - 8	25.88	28.16	25.94	26.33	*	*	*	26.69	*	31.88
8 - 9	25.32	26.49	25.85	26.76	*	*	*	26.14	*	30.05
9 - 10	25.15	25.52	24.93	24.65	*	*	*	25.06	*	29.8
10 - 11	26.25	24.16	25.24	25.63	*	*	*	25.26	*	29.95
11 - 12	27.03	25.64	27.72	26.43	*	*	*	26.66	*	31.42
12 - 13	28.01	27.16	27.9	26.37	*	*	*	27.47	*	32.32
13 - 14	27.84	26.91	26.72	28.44	*	*	*	27.46	*	32.62
14 - 15	27.09	27.3	27.45	27.2	*	*	*	27.28	*	31.95
15 - 16	28.71	27.01	27.91	27.93	*	*	*	27.79	*	32.93
16 - 17	29.41	27.57	28.87	28.2	*	*	*	28.4	*	33.2
17 - 18	30.83	26.73	28.32	28.34	*	*	*	28.37	*	33.42
18 - 19	28.26	28.34	28.91	27.72	*	*	*	28.31	*	33.28
19 - 20	30.25	27.83	28.64	29.65	*	*	*	29.03	*	34.65
20 - 21	29.13	29.4	29.32	27	*	*	*	28.77	*	34.48
21 - 22	28.57	30.71	27.73	30.75	*	*	*	29.27	*	35.33
22 - 23	28.67	27	37	25.75	*	*	*	29.86	*	35
23 - 24	37	27	23.5	29.5	*	*	*	27.12	*	32.5
Totals	27.6	26.9	27.4	27.3	0	0	0			
% of Total	25.27%	24.63%	25.09%	25%	0%	0%	0%			

Incoming Monthly Speeds

Bottom of Long Lane (Dedicated Post) - Facing Brundall

from Mon-Mar-04-2024-11-00-AM to Thu-Apr-04-2024-11-59-PM

	Mar 2024							Week	Weekend	Week Day 85%
Hour	Monday	Tuesday	Wednesday	Thursday	Friday	Saturday	Sunday	Day Avg	Avg	Avg Speed
0 - 1	27	28.88	28.83	29.5	27.75	27.67	33	28.57	29.57	32.66
1 - 2	37	30.33	32	33.25	27	26	27	32	26.6	35.5
2 - 3	0	0	27	29.5	32	32	22	29	27.71	36.67
3 - 4	0	0	22	0	0	23.67	0	22	23.67	25
4 - 5	33.25	0	32	32	32	37	0	32.62	37	37.5
5 - 6	26.43	30.75	32	31.17	30.33	32	30.08	30.03	30.56	36.8
6 - 7	29.4	29.35	29.68	28.66	29.56	28.83	29	29.28	28.95	34.3
7 - 8	27.32	27.95	26.66	26.92	27.93	27.47	28.78	27.41	28.13	33.22
8 - 9	28.54	28.67	27.98	28.31	27.83	28.68	27.62	28.25	28.31	33.66
9 - 10	27.42	27.69	27.34	26.55	26.55	28.04	27.59	27.11	27.87	32.34
10 - 11	26.66	27.11	26.86	25.75	27.23	27.18	26.7	26.75	26.96	32
11 - 12	27.92	27.05	27.44	26.21	26.76	27.95	27.99	27.04	27.97	32.28
12 - 13	27.12	26.79	27.79	26.68	27.65	27.73	27.67	27.24	27.7	32.52
13 - 14	27.88	26.65	27.32	27.21	27.89	27.49	27.87	27.4	27.66	32.64
14 - 15	27.71	27.04	27.5	26.15	27.65	27.42	28.31	27.2	27.78	32.3
15 - 16	27.62	27.01	27.75	26.97	27.67	27.29	29.18	27.4	28.17	32.56
16 - 17	27.82	27.51	28.03	28.49	28.38	27.74	28.76	28.05	28.23	33.12
17 - 18	28.47	27.92	28.54	28.89	28.18	28.24	28.27	28.39	28.26	33.42
18 - 19	28.29	28.38	28.05	28.24	27.81	27.57	28.62	28.13	27.95	33.3
19 - 20	28.12	27.9	28.29	28.38	28.03	28.07	28.33	28.14	28.16	33.84
20 - 21	28.25	28.92	29.89	29.22	29.07	28.51	30.2	29.07	29.26	34.74
21 - 22	29.71	31.32	28.7	28.3	29.08	28.23	27.65	29.26	28	35.36
22 - 23	28.97	30.74	30.19	29.88	28.62	28.52	29.08	29.56	28.63	36.04
23 - 24	30.89	29	29.08	30.59	29.12	28	33	29.57	28.66	36.48
Totals	27.9	27.6	27.9	27.5	27.8	27.8	28.2			
% of Total	14.33%	14.18%	14.33%	14.12%	14.28%	14.28%	14.48%			

Incoming Monthly Speeds
 Bottom of Long Lane (Dedicated Post) - Facing Brundall

from Mon-Mar-04-2024-11-00-AM to Thu-Apr-04-2024-11-59-PM

Hour	Apr 2024							Week Day Avg	Weekend Avg	Week Day 85% Avg Speed
	Monday	Tuesday	Wednesday	Thursday	Friday	Saturday	Sunday			
0 - 1	0	0	0	0	*	*	*	*	*	0
1 - 2	27	0	0	0	*	*	*	27	*	30
2 - 3	0	0	0	0	*	*	*	*	*	0
3 - 4	37	0	0	37	*	*	*	37	*	40
4 - 5	0	29.5	27	32	*	*	*	29	*	36.67
5 - 6	0	32	31	27.83	*	*	*	29.93	*	34.43
6 - 7	27.1	29.16	26.24	25.62	*	*	*	27.29	*	31.98
7 - 8	25.88	28.16	25.94	26.33	*	*	*	26.69	*	31.88
8 - 9	25.32	26.49	25.85	26.76	*	*	*	26.14	*	30.05
9 - 10	25.15	25.52	24.93	24.65	*	*	*	25.06	*	29.8
10 - 11	26.25	24.16	25.24	25.63	*	*	*	25.26	*	29.95
11 - 12	27.03	25.64	27.72	26.43	*	*	*	26.66	*	31.42
12 - 13	28.01	27.16	27.9	26.37	*	*	*	27.47	*	32.32
13 - 14	27.84	26.91	26.72	28.44	*	*	*	27.46	*	32.62
14 - 15	27.09	27.3	27.45	27.2	*	*	*	27.28	*	31.95
15 - 16	28.71	27.01	27.91	27.93	*	*	*	27.79	*	32.93
16 - 17	29.41	27.57	28.87	28.2	*	*	*	28.4	*	33.2
17 - 18	30.83	26.73	28.32	28.34	*	*	*	28.37	*	33.42
18 - 19	28.26	28.34	28.91	27.72	*	*	*	28.31	*	33.28
19 - 20	30.25	27.83	28.64	29.65	*	*	*	29.03	*	34.65
20 - 21	29.13	29.4	29.32	27	*	*	*	28.77	*	34.48
21 - 22	28.57	30.71	27.73	30.75	*	*	*	29.27	*	35.33
22 - 23	28.67	27	37	25.75	*	*	*	29.86	*	35
23 - 24	37	27	23.5	29.5	*	*	*	27.12	*	32.5
Totals	27.6	26.9	27.4	27.3	0	0	0			
% of Total	25.27%	24.63%	25.09%	25%	0%	0%	0%			

Incoming Weekly EightyFifthSpeeds
 Bottom of Long Lane (Dedicated Post) - Facing Brundall

from Mon-Mar-04-2024-11-00-AM to Thu-Apr-04-2024-11-59-PM

	04/03/2024	to	10/03/2024							
	Monday	Tuesday	Wednesday	Thursday	Friday	Saturday	Sunday	Week	Weekend	Week Day 85%
Hour	04/03/2024	05/03/2024	06/03/2024	07/03/2024	08/03/2024	09/03/2024	10/03/2024	Day Avg	Avg	Avg Speed
0 - 1	*	30	30	30	30	30	0	30	30	30
1 - 2	*	30	0	0	0	0	40	30	40	30
2 - 3	*	0	0	0	0	40	0	0	40	0
3 - 4	*	0	25	0	0	30	0	25	30	25
4 - 5	*	0	0	0	0	0	0	0	0	0
5 - 6	*	45	35	35	40	35	35	38.75	35	38.75
6 - 7	*	30	33.8	33.3	33.3	35	35	32.6	35	32.6
7 - 8	*	33	33.3	32.9	33.3	30	37.5	33.12	33.75	33.12
8 - 9	*	32.7	31.2	33.6	33	33.5	32.5	32.62	33	32.62
9 - 10	*	31.7	31.9	32.2	32.3	33.8	33.1	32.02	33.45	32.02
10 - 11	*	32.9	29.8	31.1	32.3	33.4	32.5	31.52	32.95	31.52
11 - 12	33.7	32.5	31.8	32.5	31.7	33.2	31.9	32.44	32.55	32.44
12 - 13	32	31.8	33	32.1	33.5	32.7	33.3	32.48	33	32.48
13 - 14	32.7	31.4	34	32.9	32.5	32.8	33	32.7	32.9	32.7
14 - 15	32.9	32.5	33.3	31.2	32.8	33.4	33.9	32.54	33.65	32.54
15 - 16	32.9	31.4	33.2	31.8	32.9	33	33.9	32.44	33.45	32.44
16 - 17	32.9	32.8	33.8	33.8	33.7	33.3	33.4	33.4	33.35	33.4
17 - 18	33	31.5	34.1	33.6	33.3	33	31.2	33.1	32.1	33.1
18 - 19	34.4	33.3	32.9	33.7	32.9	33.2	34.1	33.44	33.65	33.44
19 - 20	32.5	30	34.3	33.6	33.7	32.7	33.6	32.82	33.15	32.82
20 - 21	33.6	37	33.8	34.3	33	38.8	34.3	34.34	36.55	34.34
21 - 22	35	33	35	34.2	33.9	31.2	30	34.22	30.6	34.22
22 - 23	35	42.5	33.8	32.5	32.5	33.8	35	35.26	34.4	35.26
23 - 24	35	33.3	30	0	34	33.8	45	33.08	39.4	33.08
Totals	435.6	698.3	683	624.3	664.6	735.6	688.2			
% of Total	9.62%	15.42%	15.08%	13.78%	14.67%	16.24%	15.19%			

Incoming Weekly EightyFifthSpeeds
 Bottom of Long Lane (Dedicated Post) - Facing Brundall

from Mon-Mar-04-2024-11-00-AM to Thu-Apr-04-2024-11-59-PM

	11/03/2024	to	17/03/2024							
	Monday	Tuesday	Wednesday	Thursday	Friday	Saturday	Sunday	Week	Weekend	Week Day 85%
Hour	11/03/2024	12/03/2024	13/03/2024	14/03/2024	15/03/2024	16/03/2024	17/03/2024	Day Avg	Avg	Avg Speed
0 - 1	30	35	40	35	40	33.8	30	36	31.9	36
1 - 2	40	35	0	35	0	30	30	36.67	30	36.67
2 - 3	0	0	20	0	35	35	30	27.5	32.5	27.5
3 - 4	0	0	0	0	0	0	0	0	0	0
4 - 5	25	0	0	0	0	40	0	25	40	25
5 - 6	30	35	35	40	40	0	40	36	40	36
6 - 7	35	32.5	35	31.7	32.5	30	30	33.34	30	33.34
7 - 8	33.1	33.7	32.1	33.9	33.1	32.5	35	33.18	33.75	33.18
8 - 9	32.9	33.8	33.9	34	34.2	35	34	33.76	34.5	33.76
9 - 10	32.1	32.1	32.9	32.9	32.4	32.5	31.7	32.48	32.1	32.48
10 - 11	30.6	31.2	33.5	30.5	32.5	33.7	32	31.66	32.85	31.66
11 - 12	32.1	30.5	32.8	30.8	32.5	33.2	33.7	31.74	33.45	31.74
12 - 13	31.4	31.8	33.6	32.3	31.5	33	32.7	32.12	32.85	32.12
13 - 14	31.2	30	31.8	30.8	33.5	33	33.2	31.46	33.1	31.46
14 - 15	33.2	30.4	29.7	30	33.1	32.5	34.6	31.28	33.55	31.28
15 - 16	33.2	31.2	32.6	31.7	33.2	32	34.1	32.38	33.05	32.38
16 - 17	32.3	30.5	31.9	33.4	33.3	32.5	34.4	32.28	33.45	32.28
17 - 18	33.4	32.2	33.3	33.1	34.2	33.9	33.5	33.24	33.7	33.24
18 - 19	32.8	33.4	34.2	33.6	33.9	33.7	32.1	33.58	32.9	33.58
19 - 20	34.2	32.5	35	34.7	32.7	34.1	32.5	33.82	33.3	33.82
20 - 21	33	33.6	41.7	34.3	35	33	37.5	35.52	35.25	35.52
21 - 22	42	35	38.3	34	36.7	35	33	37.2	34	37.2
22 - 23	33.3	30	37.5	36.7	35	36.7	30	34.5	33.35	34.5
23 - 24	40	32.5	40	40	33.3	35	0	37.16	35	37.16
Totals	730.8	681.9	714.8	708.4	717.6	740.1	694			
% of Total	14.65%	13.67%	14.33%	14.2%	14.39%	14.84%	13.91%			

Incoming Weekly EightyFifthSpeeds
 Bottom of Long Lane (Dedicated Post) - Facing Brundall

from Mon-Mar-04-2024-11-00-AM to Thu-Apr-04-2024-11-59-PM

	18/03/2024	to	24/03/2024							
	Monday	Tuesday	Wednesday	Thursday	Friday	Saturday	Sunday	Week	Weekend	Week Day 85%
Hour	18/03/2024	19/03/2024	20/03/2024	21/03/2024	22/03/2024	23/03/2024	24/03/2024	Day Avg	Avg	Avg Speed
0 - 1	0	35	30	0	35	0	35	33.33	35	33.33
1 - 2	0	35	35	0	0	0	30	35	30	35
2 - 3	0	0	0	30	0	0	0	30	0	30
3 - 4	0	0	0	0	0	0	0	0	0	0
4 - 5	45	0	0	35	30	0	0	36.67	0	36.67
5 - 6	25	40	35	35	32.5	35	35	33.5	35	33.5
6 - 7	32.5	33.3	34	35	35	35	30	33.96	32.5	33.96
7 - 8	33.1	36.2	32	31.7	33.9	33.8	32.5	33.38	33.15	33.38
8 - 9	33.3	34.6	32.9	33.8	33.1	33.1	30	33.54	31.55	33.54
9 - 10	32.4	32.5	29.8	31.5	31.1	34.5	32.9	31.46	33.7	31.46
10 - 11	31	33.3	31.7	32.5	32.9	31.1	30.6	32.28	30.85	32.28
11 - 12	33	32.8	30.5	32.8	31.4	33.1	31.7	32.1	32.4	32.1
12 - 13	32.2	32.7	33	31.6	32.7	33.1	32.9	32.44	33	32.44
13 - 14	33.2	31.7	32.5	31.5	33	30.9	32.6	32.38	31.75	32.38
14 - 15	33.2	32.5	32.7	31.9	33.5	31.4	33.2	32.76	32.3	32.76
15 - 16	31.9	32.8	32.7	32.2	32.6	33.4	34.3	32.44	33.85	32.44
16 - 17	32.7	33.3	32.4	32.9	33	32.8	33	32.86	32.9	32.86
17 - 18	33.7	32.8	33.1	33.2	32.4	33.2	34.4	33.04	33.8	33.04
18 - 19	33.1	33.9	33.3	33.3	29.9	33.2	33.8	32.7	33.5	32.7
19 - 20	35	36	32.3	33.8	33.4	34.2	34	34.1	34.1	34.1
20 - 21	37.5	37	36.2	35	33	36.2	38.3	35.74	37.25	35.74
21 - 22	30	40	35	30	34.2	33.3	33.8	33.84	33.55	33.84
22 - 23	37.5	45	37.5	35	37.5	35	30	38.5	32.5	38.5
23 - 24	30	32.5	40	33.3	40	35	35	35.16	35	35.16
Totals	665.3	732.9	701.6	691	700.1	637.3	693			
% of Total	13.8%	15.2%	14.55%	14.33%	14.52%	13.22%	14.37%			

Incoming Weekly EightyFifthSpeeds
 Bottom of Long Lane (Dedicated Post) - Facing Brundall

from Mon-Mar-04-2024-11-00-AM to Thu-Apr-04-2024-11-59-PM

	25/03/2024	to	31/03/2024							
	Monday	Tuesday	Wednesday	Thursday	Friday	Saturday	Sunday	Week	Weekend	Week Day 85%
Hour	25/03/2024	26/03/2024	27/03/2024	28/03/2024	29/03/2024	30/03/2024	31/03/2024	Day Avg	Avg	Avg Speed
0 - 1	30	40	30	32.5	30	0	45	32.5	45	32.5
1 - 2	0	0	0	40	30	35	25	35	30	35
2 - 3	0	0	40	35	0	0	30	37.5	30	37.5
3 - 4	0	0	0	0	0	30	0	0	30	0
4 - 5	0	0	35	0	40	0	0	37.5	0	37.5
5 - 6	40	40	35	35	0	35	40	37.5	37.5	37.5
6 - 7	38.3	37.5	33.8	33.3	45	0	35	37.58	35	37.58
7 - 8	33.5	31.7	33.3	31.2	35	34.2	35	32.94	34.6	32.94
8 - 9	34.7	34.3	33	32.1	33.8	32.9	29.6	33.58	31.25	33.58
9 - 10	32.3	33.2	33.8	32.5	31.8	31.7	32	32.72	31.85	32.72
10 - 11	32.7	32	32.7	31	32.3	32.3	33.3	32.14	32.8	32.14
11 - 12	32.5	31.4	33.3	32.2	31.9	33.7	33.4	32.26	33.55	32.26
12 - 13	33	32.8	31.8	32.7	33.2	32.7	32	32.7	32.35	32.7
13 - 14	33.1	32.8	33.5	32.7	33.8	32.7	31.9	33.18	32.3	33.18
14 - 15	31.9	32.4	33.8	30.8	33.2	32.6	30	32.42	31.3	32.42
15 - 16	33.7	32.8	33.7	31.2	33.2	30.5	33.5	32.92	32	32.92
16 - 17	33.4	33.3	33.4	33.8	33.9	31.9	34	33.56	32.95	33.56
17 - 18	34.1	33.4	34.3	34.4	33.6	32.5	32.9	33.96	32.7	33.96
18 - 19	33.7	32.8	33.1	32.5	33.3	33.6	34.1	33.08	33.85	33.08
19 - 20	33.1	34.4	34.3	35	33.9	34	35	34.14	34.5	34.14
20 - 21	36.2	33.1	33.8	35	35	33.8	33	34.62	33.4	34.62
21 - 22	36.7	37.5	32.5	33.2	33.3	33	30	34.64	31.5	34.64
22 - 23	34.3	30	35	34	36.7	32.5	35	34	33.75	34
23 - 24	35	35	50	37.5	30	32.5	30	37.5	31.25	37.5
Totals	682.2	680.4	759.1	737.6	712.9	657.1	729.7			
% of Total	13.76%	13.72%	15.31%	14.87%	14.38%	13.25%	14.71%			

Incoming Weekly EightyFifthSpeeds
 Bottom of Long Lane (Dedicated Post) - Facing Brundall

from Mon-Mar-04-2024-11-00-AM to Thu-Apr-04-2024-11-59-PM

	01/04/2024	to	07/04/2024							
	Monday	Tuesday	Wednesday	Thursday	Friday	Saturday	Sunday	Week	Weekend	Week Day 85%
Hour	01/04/2024	02/04/2024	03/04/2024	04/04/2024	05/04/2024	06/04/2024	07/04/2024	Day Avg	Avg	Avg Speed
0 - 1	0	0	0	0	*	*	*	0	0	0
1 - 2	30	0	0	0	*	*	*	30	0	30
2 - 3	0	0	0	0	*	*	*	0	0	0
3 - 4	40	0	0	40	*	*	*	40	0	40
4 - 5	0	40	35	35	*	*	*	36.67	0	36.67
5 - 6	0	35	33.3	35	*	*	*	34.43	0	34.43
6 - 7	30	36.7	31.7	29.5	*	*	*	31.98	0	31.98
7 - 8	31.7	33.3	30.8	31.7	*	*	*	31.88	0	31.88
8 - 9	29.8	31.1	29.3	30	*	*	*	30.05	0	30.05
9 - 10	30.7	29.7	29.5	29.3	*	*	*	29.8	0	29.8
10 - 11	30.6	29.2	30	30	*	*	*	29.95	0	29.95
11 - 12	32.5	30.4	31.8	31	*	*	*	31.42	0	31.42
12 - 13	32.8	31.8	33.3	31.4	*	*	*	32.32	0	32.32
13 - 14	33	31.9	32.2	33.4	*	*	*	32.62	0	32.62
14 - 15	31.5	31.7	32.1	32.5	*	*	*	31.95	0	31.95
15 - 16	33.5	32.4	33.2	32.6	*	*	*	32.93	0	32.93
16 - 17	33.7	32.4	33.4	33.3	*	*	*	33.2	0	33.2
17 - 18	35	32.3	33.1	33.3	*	*	*	33.42	0	33.42
18 - 19	33.2	32.1	33.6	34.2	*	*	*	33.28	0	33.28
19 - 20	36.2	33.6	34.4	34.4	*	*	*	34.65	0	34.65
20 - 21	35	36.2	34.2	32.5	*	*	*	34.48	0	34.48
21 - 22	35	37.5	33.8	35	*	*	*	35.33	0	35.33
22 - 23	35	35	40	30	*	*	*	35	0	35
23 - 24	40	30	25	35	*	*	*	32.5	0	32.5
Totals	669.2	662.3	649.7	689.1	0	0	0			
% of Total	25.06%	24.8%	24.33%	25.81%	0%	0%	0%			

Incoming Monthly EightyFifthSpeeds
 Bottom of Long Lane (Dedicated Post) - Facing Brundall

from Mon-Mar-04-2024-11-00-AM to Thu-Apr-04-2024-11-59-PM

Hour	Mar 2024							Week Day Avg	Weekend Avg	Week Day 85% Avg Speed
	Monday	Tuesday	Wednesday	Thursday	Friday	Saturday	Sunday			
0 - 1	30	35	30	33.3	35	33.8	35	32.66	34.4	32.66
1 - 2	40	35	35	37.5	30	30	35	35.5	32.5	35.5
2 - 3	0	0	40	35	35	35	30	36.67	32.5	36.67
3 - 4	0	0	25	0	0	30	0	25	30	25
4 - 5	40	0	35	35	40	40	0	37.5	40	37.5
5 - 6	37.5	40	34	35	37.5	33.8	37.5	36.8	35.65	36.8
6 - 7	35	34.4	33.9	33.8	34.4	32.5	33.8	34.3	33.15	34.3
7 - 8	33.3	33.7	32.6	32.8	33.7	33.4	36.1	33.22	34.75	33.22
8 - 9	34	33.9	33.2	33.6	33.6	33.6	31.9	33.66	32.75	33.66
9 - 10	32.4	32.5	32.5	32.3	32	33.3	32.7	32.34	33	32.34
10 - 11	31.6	32.6	32.1	31.2	32.5	32.8	32.1	32	32.45	32
11 - 12	32.9	32.1	32.3	32.2	31.9	33.3	32.9	32.28	33.1	32.28
12 - 13	32.3	32.3	32.9	32.3	32.8	32.8	32.8	32.52	32.8	32.52
13 - 14	32.8	31.8	33	32.3	33.3	32.5	32.8	32.64	32.65	32.64
14 - 15	32.7	32	32.8	30.9	33.1	32.6	33.5	32.3	33.05	32.3
15 - 16	32.9	32.2	33	31.7	33	32.3	34	32.56	33.15	32.56
16 - 17	32.9	32.8	33	33.5	33.4	32.6	33.5	33.12	33.05	33.12
17 - 18	33.6	32.6	33.8	33.6	33.5	33.1	33.3	33.42	33.2	33.42
18 - 19	33.5	33.5	33.4	33.4	32.7	33.5	33.7	33.3	33.6	33.3
19 - 20	33.9	33.5	34	34.4	33.4	33.6	33.7	33.84	33.65	33.84
20 - 21	34.6	34.8	35.5	34.6	34.2	34.8	35	34.74	34.9	34.74
21 - 22	37.1	37.1	35	33.2	34.4	33.1	33.2	35.36	33.15	35.36
22 - 23	34.7	40	35.8	34.7	35	34.4	33.3	36.04	33.85	36.04
23 - 24	40	33.8	37.5	36.7	34.4	33.9	40	36.48	36.95	36.48

Incoming Monthly EightyFifthSpeeds
 Bottom of Long Lane (Dedicated Post) - Facing Brundall

from Mon-Mar-04-2024-11-00-AM to Thu-Apr-04-2024-11-59-PM

	Apr 2024							Week	Weekend	Week Day 85%
Hour	Monday	Tuesday	Wednesday	Thursday	Friday	Saturday	Sunday	Day Avg	Avg	Avg Speed
0 - 1	0	0	0	0	*	*	*	0	0	0
1 - 2	30	0	0	0	*	*	*	30	0	30
2 - 3	0	0	0	0	*	*	*	0	0	0
3 - 4	40	0	0	40	*	*	*	40	0	40
4 - 5	0	40	35	35	*	*	*	36.67	0	36.67
5 - 6	0	35	33.3	35	*	*	*	34.43	0	34.43
6 - 7	30	36.7	31.7	29.5	*	*	*	31.98	0	31.98
7 - 8	31.7	33.3	30.8	31.7	*	*	*	31.88	0	31.88
8 - 9	29.8	31.1	29.3	30	*	*	*	30.05	0	30.05
9 - 10	30.7	29.7	29.5	29.3	*	*	*	29.8	0	29.8
10 - 11	30.6	29.2	30	30	*	*	*	29.95	0	29.95
11 - 12	32.5	30.4	31.8	31	*	*	*	31.42	0	31.42
12 - 13	32.8	31.8	33.3	31.4	*	*	*	32.32	0	32.32
13 - 14	33	31.9	32.2	33.4	*	*	*	32.62	0	32.62
14 - 15	31.5	31.7	32.1	32.5	*	*	*	31.95	0	31.95
15 - 16	33.5	32.4	33.2	32.6	*	*	*	32.93	0	32.93
16 - 17	33.7	32.4	33.4	33.3	*	*	*	33.2	0	33.2
17 - 18	35	32.3	33.1	33.3	*	*	*	33.42	0	33.42
18 - 19	33.2	32.1	33.6	34.2	*	*	*	33.28	0	33.28
19 - 20	36.2	33.6	34.4	34.4	*	*	*	34.65	0	34.65
20 - 21	35	36.2	34.2	32.5	*	*	*	34.48	0	34.48
21 - 22	35	37.5	33.8	35	*	*	*	35.33	0	35.33
22 - 23	35	35	40	30	*	*	*	35	0	35
23 - 24	40	30	25	35	*	*	*	32.5	0	32.5

Summary of Violators

Bottom of Long Lane (Dedicated Post) - Facing
Brundall

from Mon-Mar-04-2024-11-00-AM to Thu-Apr-04-2024-11-59-PM

Starting Hour	Count	Average Speed of all Traffic	Violator Counts	Average Speed of Violators
00:00:00	0	N/A	N/A	N/A
01:00:00	0	N/A	N/A	N/A
02:00:00	0	N/A	N/A	N/A
03:00:00	0	N/A	N/A	N/A
04:00:00	0	N/A	N/A	N/A
05:00:00	0	N/A	N/A	N/A
06:00:00	0	N/A	N/A	N/A
07:00:00	0	N/A	N/A	N/A
08:00:00	0	N/A	N/A	N/A
09:00:00	0	N/A	N/A	N/A
10:00:00	0	N/A	N/A	N/A
11:00:00	24	13.4	11	33.0
12:00:00	64	13.5	17	33.4
13:00:00	57	15.3	17	33.4
14:00:00	66	12.1	16	33.1
15:00:00	92	10.3	30	33.0
16:00:00	97	10.2	35	32.6
17:00:00	81	11.1	26	33.1
18:00:00	66	14.5	23	34.5
19:00:00	25	19.3	9	33.1
20:00:00	33	15.5	8	33.1
21:00:00	15	24.7	8	35.0
22:00:00	6	27.1	4	35.0
23:00:00	3	29.2	1	32.5
00:00:00	3	25.8	0	0.0
01:00:00	1	27.5	0	0.0
02:00:00	0	N/A	N/A	N/A
03:00:00	0	N/A	N/A	N/A
04:00:00	0	N/A	N/A	N/A
05:00:00	3	34.2	2	40.0
06:00:00	4	28.8	1	37.5
07:00:00	29	16.5	7	35.4
08:00:00	40	15.0	11	33.4
09:00:00	55	14.4	14	33.6
10:00:00	61	12.8	19	33.3
11:00:00	62	13.1	15	33.2
12:00:00	81	10.7	20	32.8
13:00:00	53	15.8	10	33.5
14:00:00	60	13.8	16	33.1
15:00:00	89	11.0	19	32.8
16:00:00	97	9.9	26	32.9
17:00:00	105	8.3	27	32.7
18:00:00	63	11.3	16	34.1
19:00:00	37	17.1	7	33.2
20:00:00	32	18.3	13	35.2
21:00:00	11	26.4	4	32.5
22:00:00	10	34.0	8	35.6

Summary of Violators

Bottom of Long Lane (Dedicated Post) - Facing
Brundall

from Mon-Mar-04-2024-11-00-AM to Thu-Apr-04-2024-11-59-PM

23:00:00	4	31.3	3	32.5
00:00:00	3	9.2	0	0.0
01:00:00	0	N/A	N/A	N/A
02:00:00	0	N/A	N/A	N/A
03:00:00	1	22.5	0	0.0
04:00:00	0	N/A	N/A	N/A
05:00:00	1	32.5	1	32.5
06:00:00	6	25.4	4	32.5
07:00:00	22	19.7	9	32.5
08:00:00	40	15.7	8	32.5
09:00:00	56	12.5	15	33.2
10:00:00	65	12.7	8	32.5
11:00:00	71	11.8	13	33.7
12:00:00	82	11.7	29	33.2
13:00:00	58	14.3	17	34.3
14:00:00	74	12.4	19	34.3
15:00:00	87	12.9	25	33.5
16:00:00	103	11.6	41	33.5
17:00:00	95	10.5	31	33.5
18:00:00	82	11.8	22	34.5
19:00:00	46	17.4	19	33.8
20:00:00	29	21.3	12	33.3
21:00:00	13	24.8	4	35.0
22:00:00	9	26.1	4	32.5
23:00:00	3	20.8	0	0.0
00:00:00	2	30.0	1	32.5
01:00:00	0	N/A	N/A	N/A
02:00:00	0	N/A	N/A	N/A
03:00:00	0	N/A	N/A	N/A
04:00:00	0	N/A	N/A	N/A
05:00:00	1	32.5	1	32.5
06:00:00	6	28.3	3	32.5
07:00:00	29	19.1	9	33.6
08:00:00	31	17.1	10	33.0
09:00:00	53	14.7	16	32.5
10:00:00	54	14.0	11	33.0
11:00:00	73	14.7	19	33.0
12:00:00	73	13.3	17	33.1
13:00:00	69	14.5	23	32.9
14:00:00	70	11.9	12	32.5
15:00:00	81	11.0	17	33.1
16:00:00	99	10.6	42	33.3
17:00:00	92	11.8	30	33.7
18:00:00	60	14.0	25	33.5
19:00:00	32	17.9	11	33.4
20:00:00	28	22.9	15	33.2
21:00:00	31	21.8	12	34.6
22:00:00	9	28.1	2	32.5

Summary of Violators

Bottom of Long Lane (Dedicated Post) - Facing
Brundall

from Mon-Mar-04-2024-11-00-AM to Thu-Apr-04-2024-11-59-PM

23:00:00	0	N/A	N/A	N/A
00:00:00	3	16.7	0	0.0
01:00:00	0	N/A	N/A	N/A
02:00:00	0	N/A	N/A	N/A
03:00:00	0	N/A	N/A	N/A
04:00:00	0	N/A	N/A	N/A
05:00:00	3	30.8	1	37.5
06:00:00	5	25.0	3	32.5
07:00:00	32	18.7	10	33.5
08:00:00	40	15.9	15	32.8
09:00:00	65	12.6	14	33.2
10:00:00	66	14.2	17	33.1
11:00:00	78	11.3	18	33.1
12:00:00	94	12.0	33	33.6
13:00:00	56	15.5	12	33.3
14:00:00	71	13.7	22	33.6
15:00:00	93	12.4	26	33.3
16:00:00	119	10.0	45	33.3
17:00:00	92	10.5	32	33.4
18:00:00	94	9.7	26	32.7
19:00:00	69	15.4	24	33.8
20:00:00	18	19.7	7	33.9
21:00:00	20	21.1	10	33.0
22:00:00	12	24.6	4	32.5
23:00:00	14	25.4	6	33.3
00:00:00	3	18.3	0	0.0
01:00:00	0	N/A	N/A	N/A
02:00:00	3	32.5	2	35.0
03:00:00	2	22.5	0	0.0
04:00:00	0	N/A	N/A	N/A
05:00:00	1	32.5	1	32.5
06:00:00	1	32.5	1	32.5
07:00:00	9	18.9	2	32.5
08:00:00	25	21.9	14	32.9
09:00:00	46	15.1	18	33.3
10:00:00	63	13.0	22	33.4
11:00:00	74	12.7	23	33.2
12:00:00	93	10.5	31	33.0
13:00:00	73	12.9	19	33.0
14:00:00	65	13.7	19	33.6
15:00:00	61	14.8	19	33.3
16:00:00	67	15.0	20	34.0
17:00:00	80	11.9	25	33.1
18:00:00	73	13.7	24	33.3
19:00:00	61	13.5	19	33.0
20:00:00	23	25.0	11	36.1
21:00:00	20	19.5	4	32.5
22:00:00	14	27.5	5	33.5

Summary of Violators

Bottom of Long Lane (Dedicated Post) - Facing
Brundall

from Mon-Mar-04-2024-11-00-AM to Thu-Apr-04-2024-11-59-PM

23:00:00	13	24.4	5	33.5
00:00:00	0	N/A	N/A	N/A
01:00:00	1	37.5	1	37.5
02:00:00	1	32.5	1	32.5
03:00:00	0	N/A	N/A	N/A
04:00:00	0	N/A	N/A	N/A
05:00:00	1	32.5	1	32.5
06:00:00	1	32.5	1	32.5
07:00:00	10	22.3	5	36.5
08:00:00	11	20.9	3	32.5
09:00:00	38	18.2	15	32.5
10:00:00	39	19.1	13	32.9
11:00:00	74	11.4	15	32.8
12:00:00	74	13.5	25	32.9
13:00:00	63	14.0	22	33.2
14:00:00	51	17.8	22	33.9
15:00:00	69	14.3	26	33.8
16:00:00	61	12.7	25	32.7
17:00:00	57	13.5	11	33.9
18:00:00	38	18.4	15	33.5
19:00:00	22	20.2	8	33.1
20:00:00	20	19.4	8	33.8
21:00:00	14	22.1	3	32.5
22:00:00	2	32.5	2	32.5
23:00:00	3	37.5	3	37.5
00:00:00	1	27.5	0	0.0
01:00:00	1	37.5	1	37.5
02:00:00	0	N/A	N/A	N/A
03:00:00	0	N/A	N/A	N/A
04:00:00	1	22.5	0	0.0
05:00:00	1	27.5	0	0.0
06:00:00	7	22.5	3	34.2
07:00:00	27	18.1	8	33.1
08:00:00	36	15.8	11	33.9
09:00:00	57	14.0	13	33.3
10:00:00	59	14.5	11	33.0
11:00:00	59	12.1	14	32.5
12:00:00	77	11.8	16	34.1
13:00:00	52	15.4	11	33.4
14:00:00	63	14.9	17	33.7
15:00:00	78	12.1	25	33.7
16:00:00	99	8.8	27	32.9
17:00:00	112	9.9	36	33.3
18:00:00	67	12.8	21	32.7
19:00:00	19	25.1	7	33.9
20:00:00	28	22.9	9	33.6
21:00:00	19	26.3	11	37.0
22:00:00	8	24.1	4	32.5

Summary of Violators

Bottom of Long Lane (Dedicated Post) - Facing
Brundall

from Mon-Mar-04-2024-11-00-AM to Thu-Apr-04-2024-11-59-PM

23:00:00	1	37.5	1	37.5
00:00:00	1	32.5	1	32.5
01:00:00	1	32.5	1	32.5
02:00:00	0	N/A	N/A	N/A
03:00:00	0	N/A	N/A	N/A
04:00:00	0	N/A	N/A	N/A
05:00:00	1	32.5	1	32.5
06:00:00	6	24.6	2	32.5
07:00:00	30	17.3	16	32.8
08:00:00	42	17.0	20	32.8
09:00:00	80	11.9	19	33.3
10:00:00	73	12.8	16	33.1
11:00:00	65	13.6	11	33.0
12:00:00	64	12.2	14	32.9
13:00:00	52	14.5	8	32.5
14:00:00	85	11.8	12	32.5
15:00:00	80	12.3	16	33.1
16:00:00	86	10.3	17	33.4
17:00:00	92	9.8	21	33.0
18:00:00	65	13.7	20	33.5
19:00:00	42	15.5	11	33.4
20:00:00	26	20.8	10	34.0
21:00:00	12	32.1	8	34.4
22:00:00	7	21.4	1	32.5
23:00:00	3	30.8	2	32.5
00:00:00	2	30.0	1	37.5
01:00:00	0	N/A	N/A	N/A
02:00:00	1	17.5	0	0.0
03:00:00	0	N/A	N/A	N/A
04:00:00	0	N/A	N/A	N/A
05:00:00	2	32.5	2	32.5
06:00:00	3	32.5	2	35.0
07:00:00	33	15.0	7	33.2
08:00:00	45	15.0	20	33.5
09:00:00	68	12.1	24	32.7
10:00:00	42	17.4	11	33.9
11:00:00	79	13.0	24	33.5
12:00:00	74	11.9	27	33.1
13:00:00	58	14.6	13	33.3
14:00:00	57	13.6	9	33.1
15:00:00	86	11.5	21	33.5
16:00:00	94	10.9	24	33.3
17:00:00	94	11.5	27	33.8
18:00:00	59	16.6	24	33.8
19:00:00	46	19.8	21	34.4
20:00:00	20	26.5	13	36.3
21:00:00	6	28.8	5	36.5
22:00:00	13	27.5	9	34.7

Summary of Violators

Bottom of Long Lane (Dedicated Post) - Facing
Brundall

from Mon-Mar-04-2024-11-00-AM to Thu-Apr-04-2024-11-59-PM

23:00:00	3	32.5	2	35.0
00:00:00	1	32.5	1	32.5
01:00:00	1	32.5	1	32.5
02:00:00	0	N/A	N/A	N/A
03:00:00	0	N/A	N/A	N/A
04:00:00	0	N/A	N/A	N/A
05:00:00	1	37.5	1	37.5
06:00:00	9	24.4	3	32.5
07:00:00	23	21.6	10	33.5
08:00:00	36	19.8	12	33.8
09:00:00	41	18.5	13	34.4
10:00:00	75	12.4	13	32.9
11:00:00	70	12.1	10	32.5
12:00:00	63	15.4	17	33.7
13:00:00	65	12.7	9	35.3
14:00:00	77	11.9	12	33.3
15:00:00	87	9.9	19	32.5
16:00:00	85	12.0	28	33.0
17:00:00	95	10.0	34	33.2
18:00:00	78	12.4	32	33.0
19:00:00	44	18.7	23	34.0
20:00:00	24	24.3	10	33.5
21:00:00	16	20.5	5	34.5
22:00:00	21	23.0	13	33.7
23:00:00	5	33.5	3	37.5
00:00:00	3	30.8	1	37.5
01:00:00	0	N/A	N/A	N/A
02:00:00	1	32.5	1	32.5
03:00:00	0	N/A	N/A	N/A
04:00:00	0	N/A	N/A	N/A
05:00:00	2	35.0	2	35.0
06:00:00	5	28.5	2	32.5
07:00:00	35	19.6	10	34.0
08:00:00	44	19.5	18	33.9
09:00:00	61	12.7	14	32.5
10:00:00	69	11.7	20	33.8
11:00:00	55	14.6	14	32.9
12:00:00	93	9.7	19	32.8
13:00:00	59	14.5	19	33.6
14:00:00	77	13.9	28	33.2
15:00:00	93	10.8	28	33.2
16:00:00	89	10.9	26	33.5
17:00:00	121	10.2	54	33.8
18:00:00	71	14.2	30	33.3
19:00:00	41	17.7	14	32.9
20:00:00	31	23.2	11	35.2
21:00:00	19	25.5	8	35.6
22:00:00	17	21.8	7	36.1

Summary of Violators

Bottom of Long Lane (Dedicated Post) - Facing
Brundall

from Mon-Mar-04-2024-11-00-AM to Thu-Apr-04-2024-11-59-PM

23:00:00	6	23.8	3	32.5
00:00:00	7	28.2	4	32.5
01:00:00	2	11.3	0	0.0
02:00:00	2	30.0	1	32.5
03:00:00	0	N/A	N/A	N/A
04:00:00	1	37.5	1	37.5
05:00:00	0	N/A	N/A	N/A
06:00:00	1	27.5	0	0.0
07:00:00	10	22.0	4	32.5
08:00:00	26	18.5	11	34.3
09:00:00	38	16.6	11	33.4
10:00:00	55	17.2	21	33.9
11:00:00	70	12.9	19	33.6
12:00:00	92	11.4	29	33.5
13:00:00	82	11.5	24	32.9
14:00:00	75	13.3	20	34.3
15:00:00	73	12.1	18	33.1
16:00:00	52	14.6	13	32.9
17:00:00	59	16.9	23	34.2
18:00:00	64	14.9	20	34.0
19:00:00	38	18.5	14	34.3
20:00:00	24	19.4	7	33.2
21:00:00	14	21.8	6	34.2
22:00:00	14	27.7	5	35.5
23:00:00	4	31.3	2	35.0
00:00:00	2	27.5	0	0.0
01:00:00	1	27.5	0	0.0
02:00:00	2	20.0	0	0.0
03:00:00	0	N/A	N/A	N/A
04:00:00	0	N/A	N/A	N/A
05:00:00	2	35.0	2	35.0
06:00:00	1	27.5	0	0.0
07:00:00	12	20.8	5	34.5
08:00:00	16	20.5	6	33.3
09:00:00	17	20.6	4	35.0
10:00:00	48	17.1	10	35.0
11:00:00	46	17.4	18	33.1
12:00:00	45	16.3	17	32.8
13:00:00	50	14.8	18	32.8
14:00:00	38	17.0	17	33.7
15:00:00	51	17.3	26	33.3
16:00:00	56	17.9	24	34.0
17:00:00	52	15.6	17	33.1
18:00:00	34	19.0	8	34.4
19:00:00	24	20.4	8	32.5
20:00:00	21	21.8	8	35.0
21:00:00	12	25.8	7	33.9
22:00:00	4	20.6	1	32.5

Summary of Violators

Bottom of Long Lane (Dedicated Post) - Facing
Brundall

from Mon-Mar-04-2024-11-00-AM to Thu-Apr-04-2024-11-59-PM

23:00:00	0	N/A	N/A	N/A
00:00:00	0	N/A	N/A	N/A
01:00:00	0	N/A	N/A	N/A
02:00:00	0	N/A	N/A	N/A
03:00:00	0	N/A	N/A	N/A
04:00:00	3	37.5	3	37.5
05:00:00	2	20.0	0	0.0
06:00:00	8	19.4	2	32.5
07:00:00	20	22.3	7	32.5
08:00:00	41	18.7	18	33.1
09:00:00	61	12.8	16	32.8
10:00:00	54	14.3	10	32.5
11:00:00	71	12.7	26	32.9
12:00:00	75	12.2	18	32.8
13:00:00	60	13.2	21	33.2
14:00:00	70	13.0	20	33.5
15:00:00	78	11.5	22	33.4
16:00:00	110	9.0	29	33.0
17:00:00	102	10.6	38	33.2
18:00:00	55	14.8	17	33.7
19:00:00	39	17.2	13	35.2
20:00:00	14	24.1	9	34.2
21:00:00	14	22.7	3	37.5
22:00:00	16	24.4	5	36.5
23:00:00	1	27.5	0	0.0
00:00:00	2	30.0	1	32.5
01:00:00	1	32.5	1	32.5
02:00:00	0	N/A	N/A	N/A
03:00:00	0	N/A	N/A	N/A
04:00:00	0	N/A	N/A	N/A
05:00:00	3	25.8	1	37.5
06:00:00	5	30.5	3	32.5
07:00:00	23	22.2	8	35.6
08:00:00	45	16.1	18	34.2
09:00:00	48	14.5	13	33.3
10:00:00	77	11.5	25	33.3
11:00:00	63	14.0	20	33.0
12:00:00	63	14.2	16	33.4
13:00:00	59	14.5	13	33.7
14:00:00	68	12.5	20	33.3
15:00:00	84	12.0	23	33.4
16:00:00	104	9.7	30	33.3
17:00:00	111	9.4	29	34.1
18:00:00	80	10.7	35	33.6
19:00:00	32	19.2	13	34.4
20:00:00	26	22.4	13	35.2
21:00:00	14	33.9	10	37.0
22:00:00	8	33.1	5	36.5

Summary of Violators

Bottom of Long Lane (Dedicated Post) - Facing
Brundall

from Mon-Mar-04-2024-11-00-AM to Thu-Apr-04-2024-11-59-PM

23:00:00	4	32.5	3	35.8
00:00:00	2	27.5	0	0.0
01:00:00	1	32.5	1	32.5
02:00:00	0	N/A	N/A	N/A
03:00:00	0	N/A	N/A	N/A
04:00:00	0	N/A	N/A	N/A
05:00:00	1	32.5	1	32.5
06:00:00	7	31.1	5	32.5
07:00:00	18	21.7	4	32.5
08:00:00	34	19.0	12	32.5
09:00:00	49	16.0	7	33.9
10:00:00	53	14.6	9	33.6
11:00:00	63	13.3	13	32.5
12:00:00	58	13.6	20	33.0
13:00:00	57	14.6	16	33.1
14:00:00	56	12.6	15	33.2
15:00:00	89	10.8	28	33.0
16:00:00	121	8.5	29	33.2
17:00:00	91	11.3	31	33.3
18:00:00	75	11.6	26	33.1
19:00:00	58	12.7	14	33.2
20:00:00	18	26.5	12	34.2
21:00:00	25	21.5	11	33.9
22:00:00	9	29.7	5	34.5
23:00:00	2	30.0	1	37.5
00:00:00	0	N/A	N/A	N/A
01:00:00	0	N/A	N/A	N/A
02:00:00	1	27.5	0	0.0
03:00:00	0	N/A	N/A	N/A
04:00:00	0	N/A	N/A	N/A
05:00:00	3	30.8	2	32.5
06:00:00	6	31.7	5	33.5
07:00:00	14	19.5	2	32.5
08:00:00	35	19.7	18	33.1
09:00:00	71	12.6	15	33.8
10:00:00	51	17.1	11	33.4
11:00:00	69	14.3	19	33.3
12:00:00	66	13.4	15	32.8
13:00:00	72	10.9	16	32.8
14:00:00	60	14.3	12	32.9
15:00:00	92	10.8	22	33.2
16:00:00	84	10.9	26	32.9
17:00:00	108	10.3	37	33.3
18:00:00	67	12.4	23	33.4
19:00:00	27	20.3	8	35.0
20:00:00	29	25.6	15	34.5
21:00:00	17	19.1	4	32.5
22:00:00	4	31.3	2	35.0

Summary of Violators

Bottom of Long Lane (Dedicated Post) - Facing
Brundall

from Mon-Mar-04-2024-11-00-AM to Thu-Apr-04-2024-11-59-PM

23:00:00	6	23.8	3	32.5
00:00:00	0	N/A	N/A	N/A
01:00:00	1	32.5	1	32.5
02:00:00	0	N/A	N/A	N/A
03:00:00	0	N/A	N/A	N/A
04:00:00	0	N/A	N/A	N/A
05:00:00	4	30.0	2	32.5
06:00:00	11	23.4	3	34.2
07:00:00	34	19.0	12	34.6
08:00:00	54	14.4	18	33.3
09:00:00	52	14.9	11	33.0
10:00:00	57	13.5	16	33.1
11:00:00	75	13.0	17	33.4
12:00:00	100	10.7	27	33.2
13:00:00	76	13.4	23	33.2
14:00:00	68	14.4	23	33.6
15:00:00	98	11.3	24	33.5
16:00:00	117	9.4	38	33.2
17:00:00	135	9.9	33	33.9
18:00:00	94	9.3	13	32.5
19:00:00	71	14.2	22	33.6
20:00:00	33	15.3	11	33.9
21:00:00	26	22.7	10	34.5
22:00:00	13	29.4	5	36.5
23:00:00	9	27.8	4	37.5
00:00:00	1	22.5	0	0.0
01:00:00	0	N/A	N/A	N/A
02:00:00	0	N/A	N/A	N/A
03:00:00	0	N/A	N/A	N/A
04:00:00	0	N/A	N/A	N/A
05:00:00	2	32.5	2	32.5
06:00:00	1	32.5	1	32.5
07:00:00	11	28.4	4	33.8
08:00:00	32	17.5	14	32.5
09:00:00	54	17.5	15	35.2
10:00:00	44	13.2	11	32.5
11:00:00	67	12.4	18	33.6
12:00:00	83	12.3	23	33.8
13:00:00	73	11.0	13	32.9
14:00:00	67	14.3	15	33.2
15:00:00	65	11.7	20	33.0
16:00:00	61	14.2	20	33.3
17:00:00	61	12.8	20	33.3
18:00:00	65	14.1	18	34.4
19:00:00	33	19.6	11	33.9
20:00:00	18	21.9	5	35.5
21:00:00	14	25.7	5	35.5
22:00:00	11	21.8	3	37.5

Summary of Violators

Bottom of Long Lane (Dedicated Post) - Facing
Brundall

from Mon-Mar-04-2024-11-00-AM to Thu-Apr-04-2024-11-59-PM

23:00:00	9	26.1	3	34.2
00:00:00	1	32.5	1	32.5
01:00:00	1	27.5	0	0.0
02:00:00	0	N/A	N/A	N/A
03:00:00	0	N/A	N/A	N/A
04:00:00	0	N/A	N/A	N/A
05:00:00	7	19.6	3	34.2
06:00:00	4	21.9	1	32.5
07:00:00	17	26.9	4	35.0
08:00:00	14	17.0	1	32.5
09:00:00	29	19.3	9	33.1
10:00:00	47	14.8	8	33.1
11:00:00	59	12.5	11	33.9
12:00:00	66	11.6	18	33.6
13:00:00	90	10.4	27	33.2
14:00:00	61	14.8	21	33.0
15:00:00	66	15.3	26	33.5
16:00:00	66	12.1	25	33.1
17:00:00	55	17.8	21	34.4
18:00:00	45	14.8	18	33.3
19:00:00	20	24.0	7	33.9
20:00:00	16	28.8	11	34.8
21:00:00	17	18.7	5	35.5
22:00:00	4	15.0	1	32.5
23:00:00	2	30.0	1	32.5
00:00:00	1	27.5	0	0.0
01:00:00	0	N/A	N/A	N/A
02:00:00	0	N/A	N/A	N/A
03:00:00	0	N/A	N/A	N/A
04:00:00	0	N/A	N/A	N/A
05:00:00	3	21.7	2	37.5
06:00:00	6	27.9	5	35.5
07:00:00	27	22.2	9	32.5
08:00:00	36	21.3	23	33.8
09:00:00	66	13.0	20	33.0
10:00:00	58	15.4	15	33.5
11:00:00	58	15.0	17	33.7
12:00:00	67	13.0	22	33.0
13:00:00	82	10.8	29	32.7
14:00:00	65	12.0	16	32.5
15:00:00	89	12.7	27	34.2
16:00:00	88	12.6	30	33.3
17:00:00	85	13.6	41	33.2
18:00:00	75	12.2	26	33.7
19:00:00	33	17.3	11	33.4
20:00:00	21	27.3	10	34.5
21:00:00	11	24.8	4	36.3
22:00:00	14	26.1	8	33.1

Summary of Violators

Bottom of Long Lane (Dedicated Post) - Facing
Brundall

from Mon-Mar-04-2024-11-00-AM to Thu-Apr-04-2024-11-59-PM

23:00:00	5	32.5	3	35.8
00:00:00	2	32.5	1	37.5
01:00:00	0	N/A	N/A	N/A
02:00:00	0	N/A	N/A	N/A
03:00:00	0	N/A	N/A	N/A
04:00:00	0	N/A	N/A	N/A
05:00:00	1	37.5	1	37.5
06:00:00	8	31.3	4	35.0
07:00:00	26	18.8	5	34.5
08:00:00	52	16.1	25	33.7
09:00:00	68	13.5	25	33.3
10:00:00	52	13.2	12	33.8
11:00:00	66	14.1	12	32.9
12:00:00	55	14.9	19	32.5
13:00:00	78	12.6	21	34.2
14:00:00	73	11.4	17	32.8
15:00:00	104	9.4	30	33.2
16:00:00	107	10.3	32	33.8
17:00:00	94	10.2	38	33.0
18:00:00	58	13.6	20	32.8
19:00:00	44	14.5	15	34.2
20:00:00	23	24.0	8	33.1
21:00:00	16	24.4	9	34.7
22:00:00	4	28.8	1	37.5
23:00:00	2	30.0	1	32.5
00:00:00	2	27.5	0	0.0
01:00:00	0	N/A	N/A	N/A
02:00:00	1	37.5	1	37.5
03:00:00	0	N/A	N/A	N/A
04:00:00	1	32.5	1	32.5
05:00:00	1	32.5	1	32.5
06:00:00	7	24.3	4	32.5
07:00:00	21	19.5	6	33.3
08:00:00	39	17.0	13	33.7
09:00:00	51	15.7	18	33.9
10:00:00	70	12.3	24	32.5
11:00:00	60	14.2	19	33.3
12:00:00	64	10.7	15	32.5
13:00:00	69	14.6	23	33.6
14:00:00	59	13.5	22	33.2
15:00:00	73	13.3	27	33.6
16:00:00	87	12.2	32	33.3
17:00:00	121	10.0	47	34.0
18:00:00	92	11.9	29	33.4
19:00:00	59	17.3	23	34.0
20:00:00	23	20.0	6	34.2
21:00:00	19	20.5	5	33.5
22:00:00	13	25.6	7	33.9

Summary of Violators

Bottom of Long Lane (Dedicated Post) - Facing
Brundall

from Mon-Mar-04-2024-11-00-AM to Thu-Apr-04-2024-11-59-PM

23:00:00	3	34.2	2	40.0
00:00:00	4	30.0	2	32.5
01:00:00	3	34.2	2	37.5
02:00:00	1	32.5	1	32.5
03:00:00	0	N/A	N/A	N/A
04:00:00	0	N/A	N/A	N/A
05:00:00	2	30.0	1	32.5
06:00:00	11	24.8	4	33.8
07:00:00	18	21.8	4	32.5
08:00:00	24	19.8	7	32.5
09:00:00	49	15.0	14	33.2
10:00:00	69	11.2	11	33.4
11:00:00	86	11.3	23	32.9
12:00:00	82	12.2	25	33.1
13:00:00	76	11.6	17	33.7
14:00:00	71	11.7	13	33.7
15:00:00	98	9.4	18	32.8
16:00:00	95	12.1	33	33.9
17:00:00	92	11.8	48	33.5
18:00:00	71	11.8	19	33.8
19:00:00	35	21.3	15	34.5
20:00:00	34	22.5	14	34.6
21:00:00	33	17.2	14	32.5
22:00:00	13	23.5	8	33.1
23:00:00	9	25.6	4	35.0
00:00:00	1	27.5	0	0.0
01:00:00	1	27.5	0	0.0
02:00:00	0	N/A	N/A	N/A
03:00:00	0	N/A	N/A	N/A
04:00:00	1	37.5	1	37.5
05:00:00	0	N/A	N/A	N/A
06:00:00	2	37.5	2	37.5
07:00:00	13	23.8	6	34.2
08:00:00	25	20.6	11	33.9
09:00:00	41	17.0	11	32.5
10:00:00	69	13.1	18	33.1
11:00:00	55	15.1	11	33.0
12:00:00	87	10.5	33	32.8
13:00:00	72	13.5	28	33.4
14:00:00	66	13.2	23	33.6
15:00:00	68	12.6	23	33.6
16:00:00	73	13.7	30	33.0
17:00:00	74	12.8	30	33.3
18:00:00	72	11.8	24	33.3
19:00:00	35	18.6	13	34.0
20:00:00	29	20.4	10	34.5
21:00:00	12	24.6	7	32.5
22:00:00	12	22.5	4	36.3

Summary of Violators

Bottom of Long Lane (Dedicated Post) - Facing
Brundall

from Mon-Mar-04-2024-11-00-AM to Thu-Apr-04-2024-11-59-PM

23:00:00	3	18.3	0	0.0
00:00:00	0	N/A	N/A	N/A
01:00:00	1	32.5	1	32.5
02:00:00	0	N/A	N/A	N/A
03:00:00	1	27.5	0	0.0
04:00:00	0	N/A	N/A	N/A
05:00:00	1	32.5	1	32.5
06:00:00	0	N/A	N/A	N/A
07:00:00	7	31.8	5	33.5
08:00:00	29	16.9	10	33.0
09:00:00	48	13.3	8	32.5
10:00:00	57	15.1	16	33.4
11:00:00	72	13.6	32	33.1
12:00:00	81	10.4	24	32.7
13:00:00	81	11.0	26	33.3
14:00:00	71	13.6	19	33.6
15:00:00	73	11.9	13	32.9
16:00:00	76	11.3	16	33.1
17:00:00	77	12.1	19	33.6
18:00:00	66	14.1	24	33.8
19:00:00	39	19.4	12	35.4
20:00:00	27	19.9	11	33.4
21:00:00	16	24.2	7	33.2
22:00:00	16	18.9	3	34.2
23:00:00	7	26.1	2	32.5
00:00:00	3	35.8	3	35.8
01:00:00	2	20.0	0	0.0
02:00:00	0	N/A	N/A	N/A
03:00:00	1	27.5	0	0.0
04:00:00	0	N/A	N/A	N/A
05:00:00	2	37.5	2	37.5
06:00:00	7	29.6	3	34.2
07:00:00	6	24.6	4	33.8
08:00:00	19	18.6	2	32.5
09:00:00	28	15.2	4	33.8
10:00:00	47	16.9	15	34.2
11:00:00	70	13.7	21	33.7
12:00:00	65	13.7	14	33.9
13:00:00	43	16.5	9	33.1
14:00:00	45	15.2	7	33.2
15:00:00	41	15.0	11	33.4
16:00:00	44	16.1	16	34.1
17:00:00	28	21.2	8	33.1
18:00:00	36	15.2	13	33.7
19:00:00	28	22.2	12	34.6
20:00:00	14	20.7	6	32.5
21:00:00	4	20.6	0	0.0
22:00:00	3	30.8	2	32.5

Summary of Violators

Bottom of Long Lane (Dedicated Post) - Facing
Brundall

from Mon-Mar-04-2024-11-00-AM to Thu-Apr-04-2024-11-59-PM

23:00:00	1	27.5	0	0.0
00:00:00	0	N/A	N/A	N/A
01:00:00	1	27.5	0	0.0
02:00:00	0	N/A	N/A	N/A
03:00:00	1	37.5	1	37.5
04:00:00	0	N/A	N/A	N/A
05:00:00	0	N/A	N/A	N/A
06:00:00	9	25.0	2	35.0
07:00:00	17	21.5	3	32.5
08:00:00	39	16.1	5	33.5
09:00:00	47	17.1	8	33.1
10:00:00	60	12.5	7	32.5
11:00:00	87	10.7	27	33.2
12:00:00	83	10.0	26	32.7
13:00:00	58	15.2	15	33.5
14:00:00	51	15.8	13	32.9
15:00:00	61	14.3	22	33.4
16:00:00	45	16.2	23	33.2
17:00:00	45	18.2	25	33.5
18:00:00	33	18.1	16	32.8
19:00:00	18	22.1	8	34.4
20:00:00	17	23.7	7	35.4
21:00:00	7	25.7	3	34.2
22:00:00	4	28.8	1	32.5
23:00:00	1	37.5	1	37.5
00:00:00	0	N/A	N/A	N/A
01:00:00	0	N/A	N/A	N/A
02:00:00	0	N/A	N/A	N/A
03:00:00	0	N/A	N/A	N/A
04:00:00	2	30.0	1	37.5
05:00:00	2	32.5	2	32.5
06:00:00	26	25.2	11	35.7
07:00:00	28	24.4	10	35.0
08:00:00	47	15.6	8	32.5
09:00:00	50	12.6	5	32.5
10:00:00	79	11.4	7	33.2
11:00:00	86	11.2	13	33.3
12:00:00	48	14.7	13	32.5
13:00:00	65	11.9	16	32.5
14:00:00	89	10.3	18	33.3
15:00:00	102	10.1	25	33.1
16:00:00	90	10.8	19	33.6
17:00:00	61	14.4	18	33.3
18:00:00	53	13.3	14	32.5
19:00:00	24	21.3	8	33.8
20:00:00	28	23.0	13	34.8
21:00:00	7	27.1	3	35.8
22:00:00	3	27.5	1	32.5

Summary of Violators

Bottom of Long Lane (Dedicated Post) - Facing
Brundall

from Mon-Mar-04-2024-11-00-AM to Thu-Apr-04-2024-11-59-PM

23:00:00	1	27.5	0	0.0
00:00:00	0	N/A	N/A	N/A
01:00:00	0	N/A	N/A	N/A
02:00:00	0	N/A	N/A	N/A
03:00:00	0	N/A	N/A	N/A
04:00:00	1	32.5	1	32.5
05:00:00	5	23.0	3	32.5
06:00:00	16	22.7	4	33.8
07:00:00	29	20.6	5	32.5
08:00:00	35	16.1	4	33.8
09:00:00	58	11.9	6	32.5
10:00:00	82	10.2	11	32.5
11:00:00	66	13.9	16	32.8
12:00:00	68	13.4	23	33.2
13:00:00	74	12.2	18	33.1
14:00:00	89	10.8	22	32.7
15:00:00	101	10.1	33	33.1
16:00:00	108	10.7	39	33.5
17:00:00	61	12.2	18	33.1
18:00:00	42	19.6	17	33.4
19:00:00	29	19.2	9	33.6
20:00:00	20	24.0	11	34.3
21:00:00	13	16.9	5	34.5
22:00:00	5	34.5	4	37.5
23:00:00	4	12.5	0	0.0
00:00:00	0	N/A	N/A	N/A
01:00:00	0	N/A	N/A	N/A
02:00:00	0	N/A	N/A	N/A
03:00:00	1	37.5	1	37.5
04:00:00	1	32.5	1	32.5
05:00:00	5	29.5	2	35.0
06:00:00	17	19.6	1	32.5
07:00:00	22	20.6	6	32.5
08:00:00	43	13.0	6	34.2
09:00:00	52	14.7	5	32.5
10:00:00	62	12.5	8	32.5
11:00:00	65	14.2	13	33.3
12:00:00	53	13.9	10	32.5
13:00:00	72	13.0	22	33.6
14:00:00	79	11.9	17	34.0
15:00:00	109	9.2	34	32.6
16:00:00	110	9.6	39	33.1
17:00:00	61	16.1	19	33.8
18:00:00	45	19.6	16	33.8
19:00:00	25	20.7	11	33.9
20:00:00	16	18.6	4	32.5
21:00:00	10	28.3	8	33.1
22:00:00	4	26.3	1	32.5

Summary of Violators

Bottom of Long Lane (Dedicated Post) - Facing
Brundall

from Mon-Mar-04-2024-11-00-AM to Thu-Apr-04-2024-11-59-PM

23:00:00

2

30.0

1

32.5

Incoming Histogram
 Bottom of Long Lane (Dedicated Post) - Facing Brundall

from Mon-Mar-04-2024-11-00-AM to Thu-Apr-04-2024-11-59-PM

Date	Starting Hr:min	<15	15 to <20	20 to <25	25 to <30	30 to <35	35 to <40	40 to <45	45 to <50	50 to <55	55 to <60	60 to <65	65 to <70	70 to <75	75 to <80	80 to <85	85 to <90	90 to <95	95 to <100	100 to >105	Total Counts	Avg Speed (MPH)	85pet Speed	10MPH Pace	% in pace	# of Speeders	% Speeders
04/03/2024	00:00	*	*	*	*	*	*	*	*	*	*	*	*	*	*	*	*	*	*	*	*	*	*	*	*	*	*
04/03/2024	01:00	*	*	*	*	*	*	*	*	*	*	*	*	*	*	*	*	*	*	*	*	*	*	*	*	*	*
04/03/2024	02:00	*	*	*	*	*	*	*	*	*	*	*	*	*	*	*	*	*	*	*	*	*	*	*	*	*	*
04/03/2024	03:00	*	*	*	*	*	*	*	*	*	*	*	*	*	*	*	*	*	*	*	*	*	*	*	*	*	*
04/03/2024	04:00	*	*	*	*	*	*	*	*	*	*	*	*	*	*	*	*	*	*	*	*	*	*	*	*	*	*
04/03/2024	05:00	*	*	*	*	*	*	*	*	*	*	*	*	*	*	*	*	*	*	*	*	*	*	*	*	*	*
04/03/2024	06:00	*	*	*	*	*	*	*	*	*	*	*	*	*	*	*	*	*	*	*	*	*	*	*	*	*	*
04/03/2024	07:00	*	*	*	*	*	*	*	*	*	*	*	*	*	*	*	*	*	*	*	*	*	*	*	*	*	*
04/03/2024	08:00	*	*	*	*	*	*	*	*	*	*	*	*	*	*	*	*	*	*	*	*	*	*	*	*	*	*
04/03/2024	09:00	*	*	*	*	*	*	*	*	*	*	*	*	*	*	*	*	*	*	*	*	*	*	*	*	*	*
04/03/2024	10:00	*	*	*	*	*	*	*	*	*	*	*	*	*	*	*	*	*	*	*	*	*	*	*	*	*	*
04/03/2024	11:00	0	1	6	15	15	2	0	0	0	0	0	0	0	0	0	0	0	0	0	39	28.8	33.7	25 to 35	76.9	17	43.6
04/03/2024	12:00	0	1	16	28	10	3	0	0	0	0	0	0	0	0	0	0	0	0	0	58	27.2	32	20 to 30	75.9	13	22.4
04/03/2024	13:00	0	1	8	30	13	2	0	0	0	0	0	0	0	0	0	0	0	0	0	54	28	32.7	25 to 35	79.6	15	27.8
04/03/2024	14:00	1	3	11	34	19	2	0	0	0	0	0	0	0	0	0	0	0	0	0	70	27.6	32.9	25 to 35	75.7	21	30.0
04/03/2024	15:00	1	3	22	38	26	3	0	0	0	0	0	0	0	0	0	0	0	0	0	93	27.4	32.9	25 to 35	68.8	29	31.2
04/03/2024	16:00	1	5	19	33	31	1	0	0	0	0	0	0	0	0	0	0	0	0	0	90	27.4	32.9	25 to 35	71.1	32	35.6
04/03/2024	17:00	0	2	3	49	23	3	0	0	0	0	0	0	0	0	0	0	0	0	0	80	28.8	33	25 to 35	90.0	26	32.5
04/03/2024	18:00	0	1	14	27	16	7	1	0	0	0	0	0	0	0	0	0	0	0	0	66	28.7	34.4	25 to 35	65.2	24	36.4
04/03/2024	19:00	0	0	8	11	6	1	0	0	0	0	0	0	0	0	0	0	0	0	0	26	27.3	32.5	20 to 30	73.1	7	26.9
04/03/2024	20:00	0	2	9	10	7	1	1	0	0	0	0	0	0	0	0	0	0	0	0	30	27.1	33.6	20 to 30	63.3	9	30.0
04/03/2024	21:00	0	1	1	5	5	2	0	0	0	0	0	0	0	0	0	0	0	0	0	14	29.4	35	25 to 35	71.4	7	50.0
04/03/2024	22:00	0	0	0	2	3	0	1	0	0	0	0	0	0	0	0	0	0	0	0	6	32.2	35	25 to 35	83.3	4	66.7
04/03/2024	23:00	0	0	0	2	1	0	0	0	0	0	0	0	0	0	0	0	0	0	0	3	28.7	35	25 to 35	100.0	1	33.3
24 Hr Summary		3	20	117	284	175	27	3	0	0	0	0	0	0	0	0	0	0	0	0	629	27.9	33.2	25 to 35	73.0	205	32.6

Incoming Histogram
 Bottom of Long Lane (Dedicated Post) - Facing Brundall

from Mon-Mar-04-2024-11-00-AM to Thu-Apr-04-2024-11-59-PM

Date	Starting Hr:min	<15	15 to <20	20 to <25	25 to <30	30 to <35	35 to <40	40 to <45	45 to <50	50 to <55	55 to <60	60 to <65	65 to <70	70 to <75	75 to <80	80 to <85	85 to <90	90 to <95	95 to <100	100 to >105	Total Counts	Avg Speed (MPH)	85pet Speed	10MPH Pace	% in pace	# of Speeders	% Speeders
05/03/2024	00:00	0	0	1	2	0	0	0	0	0	0	0	0	0	0	0	0	0	0	0	3	25.3	30	20 to 30	100.0	*	*
05/03/2024	01:00	0	0	0	1	0	0	0	0	0	0	0	0	0	0	0	0	0	0	0	1	27	30	20 to 30	100.0	*	*
05/03/2024	02:00	0	0	0	0	0	0	0	0	0	0	0	0	0	0	0	0	0	0	0	0	0	0	*	*	*	*
05/03/2024	03:00	0	0	0	0	0	0	0	0	0	0	0	0	0	0	0	0	0	0	0	0	0	0	*	*	*	*
05/03/2024	04:00	0	0	0	0	0	0	0	0	0	0	0	0	0	0	0	0	0	0	0	0	0	0	*	*	*	*
05/03/2024	05:00	0	0	1	0	0	1	1	0	0	0	0	0	0	0	0	0	0	0	0	3	33.7	45	35 to 45	66.7	2	66.7
05/03/2024	06:00	0	0	1	3	0	1	0	0	0	0	0	0	0	0	0	0	0	0	0	5	28	30	20 to 30	80.0	1	20.0
05/03/2024	07:00	0	2	3	16	5	0	2	0	0	0	0	0	0	0	0	0	0	0	0	28	28	33	25 to 35	75.0	7	25.0
05/03/2024	08:00	1	1	5	24	11	2	0	0	0	0	0	0	0	0	0	0	0	0	0	44	27.8	32.7	25 to 35	79.5	13	29.5
05/03/2024	09:00	0	2	9	34	9	3	0	0	0	0	0	0	0	0	0	0	0	0	0	57	27.5	31.7	20 to 30	75.4	12	21.1
05/03/2024	10:00	0	2	13	32	17	3	0	0	0	0	0	0	0	0	0	0	0	0	0	67	27.8	32.9	25 to 35	73.1	20	29.9
05/03/2024	11:00	0	3	13	25	16	0	1	0	0	0	0	0	0	0	0	0	0	0	0	58	27.3	32.5	25 to 35	70.7	17	29.3
05/03/2024	12:00	0	1	20	40	17	1	0	0	0	0	0	0	0	0	0	0	0	0	0	79	27.2	31.8	20 to 30	75.9	18	22.8
05/03/2024	13:00	0	3	9	26	7	2	0	0	0	0	0	0	0	0	0	0	0	0	0	47	26.8	31.4	20 to 30	74.5	9	19.1
05/03/2024	14:00	0	2	21	27	16	2	0	0	0	0	0	0	0	0	0	0	0	0	0	68	27	32.5	20 to 30	70.6	18	26.5
05/03/2024	15:00	0	7	18	46	18	1	0	0	0	0	0	0	0	0	0	0	0	0	0	90	26.7	31.4	20 to 30	71.1	19	21.1
05/03/2024	16:00	0	2	23	43	25	3	0	0	0	0	0	0	0	0	0	0	0	0	0	96	27.6	32.8	25 to 35	70.8	28	29.2
05/03/2024	17:00	0	1	20	61	23	0	0	0	0	0	0	0	0	0	0	0	0	0	0	105	27.5	31.5	25 to 35	80.0	23	21.9
05/03/2024	18:00	0	1	16	23	12	5	0	0	0	0	0	0	0	0	0	0	0	0	0	57	27.7	33.3	20 to 30	68.4	17	29.8
05/03/2024	19:00	0	1	9	24	5	1	0	0	0	0	0	0	0	0	0	0	0	0	0	40	26.8	30	20 to 30	82.5	6	15.0
05/03/2024	20:00	0	2	4	9	7	5	1	0	0	0	0	0	0	0	0	0	0	0	0	28	29.4	37	25 to 35	57.1	13	46.4
05/03/2024	21:00	0	0	2	4	5	0	0	0	0	0	0	0	0	0	0	0	0	0	0	11	28.5	33	25 to 35	81.8	5	45.5
05/03/2024	22:00	0	0	0	2	4	1	2	0	0	0	0	0	0	0	0	0	0	0	0	9	33.7	42.5	25 to 35	66.7	7	77.8
05/03/2024	23:00	0	0	0	1	3	0	0	0	0	0	0	0	0	0	0	0	0	0	0	4	30.8	33.3	25 to 35	100.0	3	75.0
24 Hr Summary		1	30	188	443	200	31	7	0	0	0	0	0	0	0	0	0	0	0	0	900	27.5	32.6	25 to 35	71.4	238	26.4

Incoming Histogram
 Bottom of Long Lane (Dedicated Post) - Facing Brundall

from Mon-Mar-04-2024-11-00-AM to Thu-Apr-04-2024-11-59-PM

Date	Starting Hr:min	<15	15 to <20	20 to <25	25 to <30	30 to <35	35 to <40	40 to <45	45 to <50	50 to <55	55 to <60	60 to <65	65 to <70	70 to <75	75 to <80	80 to <85	85 to <90	90 to <95	95 to <100	100 to >105	Total Counts	Avg Speed (MPH)	85pet Speed	10MPH Pace	% in pace	# of Speeders	% Speeders
06/03/2024	00:00	0	0	0	3	0	0	0	0	0	0	0	0	0	0	0	0	0	0	0	3	27.3	30	20 to 30	100.0	*	*
06/03/2024	01:00	0	0	0	0	0	0	0	0	0	0	0	0	0	0	0	0	0	0	0	0	0	0	*	*	*	*
06/03/2024	02:00	0	0	0	0	0	0	0	0	0	0	0	0	0	0	0	0	0	0	0	0	0	0	*	*	*	*
06/03/2024	03:00	0	0	1	0	0	0	0	0	0	0	0	0	0	0	0	0	0	0	0	1	22	25	15 to 25	100.0	*	*
06/03/2024	04:00	0	0	0	0	0	0	0	0	0	0	0	0	0	0	0	0	0	0	0	0	0	0	*	*	*	*
06/03/2024	05:00	0	0	0	0	1	0	0	0	0	0	0	0	0	0	0	0	0	0	0	1	32	35	25 to 35	100.0	1	100.0
06/03/2024	06:00	0	0	0	2	4	0	0	0	0	0	0	0	0	0	0	0	0	0	0	6	30.5	33.8	25 to 35	100.0	4	66.7
06/03/2024	07:00	0	0	7	7	9	0	0	0	0	0	0	0	0	0	0	0	0	0	0	23	27.6	33.3	25 to 35	69.6	9	39.1
06/03/2024	08:00	0	0	9	26	8	1	0	0	0	0	0	0	0	0	0	0	0	0	0	44	27.4	31.2	20 to 30	79.5	9	20.5
06/03/2024	09:00	0	2	13	28	13	1	0	0	0	0	0	0	0	0	0	0	0	0	0	57	27.2	31.9	20 to 30	71.9	14	24.6
06/03/2024	10:00	2	2	21	31	9	0	0	0	0	0	0	0	0	0	0	0	0	0	0	65	25.6	29.8	20 to 30	80.0	9	13.8
06/03/2024	11:00	0	2	10	43	14	0	0	1	0	0	0	0	0	0	0	0	0	0	0	70	27.6	31.8	25 to 35	81.4	15	21.4
06/03/2024	12:00	2	3	14	39	23	4	0	0	0	0	0	0	0	0	0	0	0	0	0	85	27.6	33	25 to 35	72.9	27	31.8
06/03/2024	13:00	2	0	11	24	10	6	0	0	0	0	0	0	0	0	0	0	0	0	0	53	27.8	34	20 to 30	66.0	16	30.2
06/03/2024	14:00	1	4	14	42	15	7	0	0	0	0	0	0	0	0	0	0	0	0	0	83	27.6	33.3	25 to 35	68.7	22	26.5
06/03/2024	15:00	1	7	14	39	19	6	0	0	0	0	0	0	0	0	0	0	0	0	0	86	27.3	33.2	25 to 35	67.4	25	29.1
06/03/2024	16:00	2	4	14	41	34	7	0	0	0	0	0	0	0	0	0	0	0	0	0	102	28.3	33.8	25 to 35	73.5	41	40.2
06/03/2024	17:00	0	3	9	51	23	10	0	0	0	0	0	0	0	0	0	0	0	0	0	96	28.9	34.1	25 to 35	77.1	33	34.4
06/03/2024	18:00	0	3	14	39	14	5	0	0	0	0	0	0	0	0	0	0	0	0	0	75	27.6	32.9	20 to 30	70.7	19	25.3
06/03/2024	19:00	0	2	6	20	15	5	0	0	0	0	0	0	0	0	0	0	0	0	0	48	28.9	34.3	25 to 35	72.9	20	41.7
06/03/2024	20:00	0	2	1	11	8	2	0	0	0	0	0	0	0	0	0	0	0	0	0	24	28.6	33.8	25 to 35	79.2	10	41.7
06/03/2024	21:00	0	0	4	7	1	2	0	0	0	0	0	0	0	0	0	0	0	0	0	14	27.5	35	20 to 30	78.6	3	21.4
06/03/2024	22:00	0	0	1	2	4	0	0	0	0	0	0	0	0	0	0	0	0	0	0	7	29.1	33.8	25 to 35	85.7	4	57.1
06/03/2024	23:00	0	2	0	1	1	0	0	0	0	0	0	0	0	0	0	0	0	0	0	4	23.3	30	10 to 20	50.0	1	25.0
24 Hr Summary		10	36	163	456	225	56	0	1	0	0	0	0	0	0	0	0	0	0	0	947	27.7	33.1	25 to 35	71.9	282	29.8

Incoming Histogram
 Bottom of Long Lane (Dedicated Post) - Facing Brundall

from Mon-Mar-04-2024-11-00-AM to Thu-Apr-04-2024-11-59-PM

Date	Starting Hr:min	<15	15 to <20	20 to <25	25 to <30	30 to <35	35 to <40	40 to <45	45 to <50	50 to <55	55 to <60	60 to <65	65 to <70	70 to <75	75 to <80	80 to <85	85 to <90	90 to <95	95 to <100	100 to >105	Total Counts	Avg Speed (MPH)	85pct Speed	10MPH Pace	% in pace	# of Speeders	% Speeders	
07/03/2024	00:00	0	0	0	1	0	0	0	0	0	0	0	0	0	0	0	0	0	0	0	0	1	27	30	20 to 30	100.0	*	*
07/03/2024	01:00	0	0	0	0	0	0	0	0	0	0	0	0	0	0	0	0	0	0	0	0	0	0	0	*	*	*	*
07/03/2024	02:00	0	0	0	0	0	0	0	0	0	0	0	0	0	0	0	0	0	0	0	0	0	0	0	*	*	*	*
07/03/2024	03:00	0	0	0	0	0	0	0	0	0	0	0	0	0	0	0	0	0	0	0	0	0	0	0	*	*	*	*
07/03/2024	04:00	0	0	0	0	0	0	0	0	0	0	0	0	0	0	0	0	0	0	0	0	0	0	0	*	*	*	*
07/03/2024	05:00	0	0	0	0	1	0	0	0	0	0	0	0	0	0	0	0	0	0	0	0	1	32	35	25 to 35	100.0	1	100.0
07/03/2024	06:00	0	0	2	1	3	0	0	0	0	0	0	0	0	0	0	0	0	0	0	0	6	27.8	33.3	25 to 35	66.7	3	50.0
07/03/2024	07:00	1	1	7	15	7	2	0	0	0	0	0	0	0	0	0	0	0	0	0	0	33	27.1	32.9	20 to 30	66.7	9	27.3
07/03/2024	08:00	0	0	1	17	11	1	0	0	0	0	0	0	0	0	0	0	0	0	0	0	30	29.3	33.6	25 to 35	93.3	12	40.0
07/03/2024	09:00	3	5	11	22	16	0	0	0	0	0	0	0	0	0	0	0	0	0	0	0	57	26	32.2	25 to 35	66.7	16	28.1
07/03/2024	10:00	2	4	16	21	9	1	0	0	0	0	0	0	0	0	0	0	0	0	0	0	53	25.5	31.1	20 to 30	69.8	10	18.9
07/03/2024	11:00	6	6	19	23	16	3	0	0	0	0	0	0	0	0	0	0	0	0	0	0	73	25.4	32.5	20 to 30	57.5	19	26.0
07/03/2024	12:00	1	4	13	39	17	1	0	0	0	0	0	0	0	0	0	0	0	0	0	0	75	27	32.1	25 to 35	74.7	18	24.0
07/03/2024	13:00	2	2	13	30	19	2	0	0	0	0	0	0	0	0	0	0	0	0	0	0	68	27.3	32.9	25 to 35	72.1	21	30.9
07/03/2024	14:00	4	4	16	32	12	1	0	0	0	0	0	0	0	0	0	0	0	0	0	0	69	25.7	31.2	20 to 30	69.6	13	18.8
07/03/2024	15:00	1	2	18	40	17	1	0	0	0	0	0	0	0	0	0	0	0	0	0	0	79	26.9	31.8	20 to 30	73.4	18	22.8
07/03/2024	16:00	0	1	17	48	36	7	0	0	0	0	0	0	0	0	0	0	0	0	0	0	109	28.8	33.8	25 to 35	77.1	43	39.4
07/03/2024	17:00	0	4	7	41	22	5	1	0	0	0	0	0	0	0	0	0	0	0	0	0	80	28.6	33.6	25 to 35	78.8	28	35.0
07/03/2024	18:00	0	1	7	27	23	2	0	1	0	0	0	0	0	0	0	0	0	0	0	0	61	29.1	33.7	25 to 35	82.0	26	42.6
07/03/2024	19:00	1	2	3	15	7	2	0	0	0	0	0	0	0	0	0	0	0	0	0	0	30	27.4	33.6	25 to 35	73.3	9	30.0
07/03/2024	20:00	0	1	4	9	15	3	0	0	0	0	0	0	0	0	0	0	0	0	0	0	32	29.6	34.3	25 to 35	75.0	18	56.3
07/03/2024	21:00	0	0	0	18	6	2	1	0	0	0	0	0	0	0	0	0	0	0	0	0	27	29.6	34.2	25 to 35	88.9	9	33.3
07/03/2024	22:00	0	0	1	5	2	0	0	0	0	0	0	0	0	0	0	0	0	0	0	0	8	27.6	32.5	25 to 35	87.5	2	25.0
07/03/2024	23:00	0	0	0	0	0	0	0	0	0	0	0	0	0	0	0	0	0	0	0	0	0	0	0	*	*	*	*
24 Hr Summary		21	37	155	404	239	33	2	1	0	0	0	0	0	0	0	0	0	0	0	0	892	27.4	32.9	25 to 35	72.1	275	30.8

Incoming Histogram
 Bottom of Long Lane (Dedicated Post) - Facing Brundall

from Mon-Mar-04-2024-11-00-AM to Thu-Apr-04-2024-11-59-PM

Date	Starting Hr:min	<15	15 to <20	20 to <25	25 to <30	30 to <35	35 to <40	40 to <45	45 to <50	50 to <55	55 to <60	60 to <65	65 to <70	70 to <75	75 to <80	80 to <85	85 to <90	90 to <95	95 to <100	100 to >105	Total Counts	Avg Speed (MPH)	85pet Speed	10MPH Pace	% in pace	# of Speeders	% Speeders
08/03/2024	00:00	0	0	2	1	0	0	0	0	0	0	0	0	0	0	0	0	0	0	0	3	24	30	20 to 30	100.0	*	*
08/03/2024	01:00	0	0	0	0	0	0	0	0	0	0	0	0	0	0	0	0	0	0	0	0	0	0	*	*	*	*
08/03/2024	02:00	0	0	0	0	0	0	0	0	0	0	0	0	0	0	0	0	0	0	0	0	0	0	*	*	*	*
08/03/2024	03:00	0	0	0	0	0	0	0	0	0	0	0	0	0	0	0	0	0	0	0	0	0	0	*	*	*	*
08/03/2024	04:00	0	0	0	0	0	0	0	0	0	0	0	0	0	0	0	0	0	0	0	0	0	0	*	*	*	*
08/03/2024	05:00	0	0	0	2	0	1	0	0	0	0	0	0	0	0	0	0	0	0	0	3	30.3	40	20 to 30	66.7	1	33.3
08/03/2024	06:00	0	0	0	4	3	0	0	0	0	0	0	0	0	0	0	0	0	0	0	7	29.4	33.3	25 to 35	100.0	3	42.9
08/03/2024	07:00	1	0	8	15	9	2	0	0	0	0	0	0	0	0	0	0	0	0	0	35	27.5	33.3	25 to 35	68.6	11	31.4
08/03/2024	08:00	2	4	8	16	15	1	0	0	0	0	0	0	0	0	0	0	0	0	0	46	26.7	33	25 to 35	67.4	16	34.8
08/03/2024	09:00	1	3	13	29	13	2	0	0	0	0	0	0	0	0	0	0	0	0	0	61	27	32.3	20 to 30	68.9	15	24.6
08/03/2024	10:00	2	7	14	27	13	3	0	0	0	0	0	0	0	0	0	0	0	0	0	66	26.2	32.3	20 to 30	62.1	16	24.2
08/03/2024	11:00	0	2	21	37	15	1	0	0	0	0	0	0	0	0	0	0	0	0	0	76	26.8	31.7	20 to 30	76.3	16	21.1
08/03/2024	12:00	3	5	15	41	26	7	0	0	0	0	0	0	0	0	0	0	0	0	0	97	27.6	33.5	25 to 35	69.1	33	34.0
08/03/2024	13:00	1	2	15	24	10	3	0	0	0	0	0	0	0	0	0	0	0	0	0	55	26.8	32.5	20 to 30	70.9	13	23.6
08/03/2024	14:00	0	2	21	32	20	2	1	0	0	0	0	0	0	0	0	0	0	0	0	78	27.5	32.8	20 to 30	67.9	23	29.5
08/03/2024	15:00	2	6	12	43	24	4	0	0	0	0	0	0	0	0	0	0	0	0	0	91	27.5	32.9	25 to 35	73.6	28	30.8
08/03/2024	16:00	2	6	15	48	34	8	0	0	0	0	0	0	0	0	0	0	0	0	0	113	28.1	33.7	25 to 35	72.6	42	37.2
08/03/2024	17:00	1	2	9	52	27	5	0	0	0	0	0	0	0	0	0	0	0	0	0	96	28.4	33.3	25 to 35	82.3	32	33.3
08/03/2024	18:00	1	2	11	50	28	2	0	0	0	0	0	0	0	0	0	0	0	0	0	94	28.1	32.9	25 to 35	83.0	30	31.9
08/03/2024	19:00	0	6	14	21	15	4	1	0	0	0	0	0	0	0	0	0	0	0	0	61	27.3	33.7	25 to 35	59.0	20	32.8
08/03/2024	20:00	0	0	2	9	5	1	0	0	0	0	0	0	0	0	0	0	0	0	0	17	28.8	33	25 to 35	82.4	6	35.3
08/03/2024	21:00	1	0	1	8	9	1	0	0	0	0	0	0	0	0	0	0	0	0	0	20	29	33.9	25 to 35	85.0	10	50.0
08/03/2024	22:00	0	0	0	7	4	0	0	0	0	0	0	0	0	0	0	0	0	0	0	11	29	32.5	25 to 35	100.0	4	36.4
08/03/2024	23:00	0	0	2	6	5	1	0	0	0	0	0	0	0	0	0	0	0	0	0	14	28.9	34	25 to 35	78.6	6	42.9
24 Hr Summary		17	47	183	472	275	48	2	0	0	0	0	0	0	0	0	0	0	0	0	1044	27.6	33.1	25 to 35	71.6	325	31.1

Incoming Histogram
 Bottom of Long Lane (Dedicated Post) - Facing Brundall

from Mon-Mar-04-2024-11-00-AM to Thu-Apr-04-2024-11-59-PM

Date	Starting Hr:min	<15	15 to <20	20 to <25	25 to <30	30 to <35	35 to <40	40 to <45	45 to <50	50 to <55	55 to <60	60 to <65	65 to <70	70 to <75	75 to <80	80 to <85	85 to <90	90 to <95	95 to <100	100 to >105	Total Counts	Avg Speed (MPH)	85pet Speed	10MPH Pace	% in pace	# of Speeders	% Speeders
09/03/2024	00:00	0	0	0	3	0	0	0	0	0	0	0	0	0	0	0	0	0	0	0	3	27.3	30	20 to 30	100.0	*	*
09/03/2024	01:00	0	0	0	0	0	0	0	0	0	0	0	0	0	0	0	0	0	0	0	0	0	0	*	*	*	*
09/03/2024	02:00	0	0	0	1	1	1	0	0	0	0	0	0	0	0	0	0	0	0	0	3	32	40	25 to 35	66.7	2	66.7
09/03/2024	03:00	0	1	0	1	0	0	0	0	0	0	0	0	0	0	0	0	0	0	0	2	22	30	10 to 20	50.0	*	*
09/03/2024	04:00	0	0	0	0	0	0	0	0	0	0	0	0	0	0	0	0	0	0	0	0	0	0	*	*	*	*
09/03/2024	05:00	0	0	0	0	1	0	0	0	0	0	0	0	0	0	0	0	0	0	0	1	32	35	25 to 35	100.0	1	100.0
09/03/2024	06:00	0	0	0	0	1	0	0	0	0	0	0	0	0	0	0	0	0	0	0	1	32	35	25 to 35	100.0	1	100.0
09/03/2024	07:00	0	0	3	5	2	0	0	0	0	0	0	0	0	0	0	0	0	0	0	10	26.8	30	20 to 30	80.0	2	20.0
09/03/2024	08:00	0	0	6	11	13	1	0	0	0	0	0	0	0	0	0	0	0	0	0	31	28.7	33.5	25 to 35	77.4	14	45.2
09/03/2024	09:00	0	0	5	20	17	3	0	0	0	0	0	0	0	0	0	0	0	0	0	45	29.3	33.8	25 to 35	82.2	20	44.4
09/03/2024	10:00	1	2	7	30	16	4	0	0	0	0	0	0	0	0	0	0	0	0	0	60	28.2	33.4	25 to 35	76.7	20	33.3
09/03/2024	11:00	2	5	12	36	22	4	0	0	0	0	0	0	0	0	0	0	0	0	0	81	27.5	33.2	25 to 35	71.6	26	32.1
09/03/2024	12:00	1	6	7	54	26	2	0	0	0	0	0	0	0	0	0	0	0	0	0	96	27.8	32.7	25 to 35	83.3	28	29.2
09/03/2024	13:00	1	4	12	29	18	2	0	0	0	0	0	0	0	0	0	0	0	0	0	66	27.2	32.8	25 to 35	71.2	20	30.3
09/03/2024	14:00	1	5	7	35	16	5	0	0	0	0	0	0	0	0	0	0	0	0	0	69	27.8	33.4	25 to 35	73.9	21	30.4
09/03/2024	15:00	0	2	10	27	15	2	0	0	0	0	0	0	0	0	0	0	0	0	0	56	27.8	33	25 to 35	75.0	17	30.4
09/03/2024	16:00	0	4	9	35	15	4	1	0	0	0	0	0	0	0	0	0	0	0	0	68	28	33.3	25 to 35	73.5	20	29.4
09/03/2024	17:00	1	1	12	42	22	3	0	0	0	0	0	0	0	0	0	0	0	0	0	81	28	33	25 to 35	79.0	25	30.9
09/03/2024	18:00	4	3	11	29	22	2	1	0	0	0	0	0	0	0	0	0	0	0	0	72	27.3	33.2	25 to 35	70.8	25	34.7
09/03/2024	19:00	0	2	12	27	15	2	0	0	0	0	0	0	0	0	0	0	0	0	0	58	27.6	32.7	25 to 35	72.4	17	29.3
09/03/2024	20:00	0	0	2	9	5	4	2	0	0	0	0	0	0	0	0	0	0	0	0	22	31	38.8	25 to 35	63.6	11	50.0
09/03/2024	21:00	1	0	4	10	4	0	0	0	0	0	0	0	0	0	0	0	0	0	0	19	26.2	31.2	20 to 30	73.7	4	21.1
09/03/2024	22:00	0	0	2	7	4	1	0	0	0	0	0	0	0	0	0	0	0	0	0	14	28.4	33.8	25 to 35	78.6	5	35.7
09/03/2024	23:00	0	0	4	3	4	1	0	0	0	0	0	0	0	0	0	0	0	0	0	12	28	33.8	20 to 30	58.3	5	41.7
24 Hr Summary		12	35	125	414	239	41	4	0	0	0	0	0	0	0	0	0	0	0	0	870	27.9	33.2	25 to 35	75.1	284	32.6

Incoming Histogram
 Bottom of Long Lane (Dedicated Post) - Facing Brundall

from Mon-Mar-04-2024-11-00-AM to Thu-Apr-04-2024-11-59-PM

Date	Starting Hr:min	<15	15 to <20	20 to <25	25 to <30	30 to <35	35 to <40	40 to <45	45 to <50	50 to <55	55 to <60	60 to <65	65 to <70	70 to <75	75 to <80	80 to <85	85 to <90	90 to <95	95 to <100	100 to >105	Total Counts	Avg Speed (MPH)	85pet Speed	10MPH Pace	% in pace	# of Speeders	% Speeders	
10/03/2024	00:00	0	0	0	0	0	0	0	0	0	0	0	0	0	0	0	0	0	0	0	0	0	0	*	*	*	*	
10/03/2024	01:00	0	0	0	0	1	1	0	0	0	0	0	0	0	0	0	0	0	0	0	0	2	34.5	40	30 to 40	100.0	2	100.0
10/03/2024	02:00	0	0	0	0	0	0	0	0	0	0	0	0	0	0	0	0	0	0	0	0	0	0	*	*	*	*	
10/03/2024	03:00	0	0	0	0	0	0	0	0	0	0	0	0	0	0	0	0	0	0	0	0	0	0	*	*	*	*	
10/03/2024	04:00	0	0	0	0	0	0	0	0	0	0	0	0	0	0	0	0	0	0	0	0	0	0	*	*	*	*	
10/03/2024	05:00	0	0	0	0	1	0	0	0	0	0	0	0	0	0	0	0	0	0	0	0	1	32	35	25 to 35	100.0	1	100.0
10/03/2024	06:00	0	0	0	0	1	0	0	0	0	0	0	0	0	0	0	0	0	0	0	0	1	32	35	25 to 35	100.0	1	100.0
10/03/2024	07:00	0	0	2	3	1	4	0	0	0	0	0	0	0	0	0	0	0	0	0	0	10	30.8	37.5	20 to 30	50.0	5	50.0
10/03/2024	08:00	0	0	1	7	4	0	0	0	0	0	0	0	0	0	0	0	0	0	0	0	12	28.4	32.5	25 to 35	91.7	4	33.3
10/03/2024	09:00	0	1	9	14	16	0	0	0	0	0	0	0	0	0	0	0	0	0	0	0	40	27.9	33.1	25 to 35	75.0	16	40.0
10/03/2024	10:00	1	0	5	26	12	1	0	0	0	0	0	0	0	0	0	0	0	0	0	0	45	28	32.5	25 to 35	84.4	13	28.9
10/03/2024	11:00	0	1	18	37	16	1	0	0	0	0	0	0	0	0	0	0	0	0	0	0	73	27.2	31.9	20 to 30	75.3	17	23.3
10/03/2024	12:00	1	2	15	31	23	3	0	0	0	0	0	0	0	0	0	0	0	0	0	0	75	27.8	33.3	25 to 35	72.0	26	34.7
10/03/2024	13:00	0	1	8	31	15	3	0	0	0	0	0	0	0	0	0	0	0	0	0	0	58	28.3	33	25 to 35	79.3	18	31.0
10/03/2024	14:00	1	0	6	21	18	3	1	0	0	0	0	0	0	0	0	0	0	0	0	0	50	29.1	33.9	25 to 35	78.0	22	44.0
10/03/2024	15:00	0	0	4	37	19	5	1	0	0	0	0	0	0	0	0	0	0	0	0	0	66	29.5	33.9	25 to 35	84.8	25	37.9
10/03/2024	16:00	0	0	7	31	25	2	0	0	0	0	0	0	0	0	0	0	0	0	0	0	65	29	33.4	25 to 35	86.2	27	41.5
10/03/2024	17:00	1	1	9	35	8	2	0	0	0	0	0	0	0	0	0	0	0	0	0	0	56	27.2	31.2	20 to 30	78.6	10	17.9
10/03/2024	18:00	0	0	7	15	11	3	0	0	0	0	0	0	0	0	0	0	0	0	0	0	36	28.6	34.1	25 to 35	72.2	14	38.9
10/03/2024	19:00	1	1	1	10	7	1	0	0	0	0	0	0	0	0	0	0	0	0	0	0	21	28	33.6	25 to 35	81.0	8	38.1
10/03/2024	20:00	0	0	2	10	7	2	0	0	0	0	0	0	0	0	0	0	0	0	0	0	21	29.4	34.3	25 to 35	81.0	9	42.9
10/03/2024	21:00	0	2	3	6	2	0	0	0	0	0	0	0	0	0	0	0	0	0	0	0	13	25.2	30	20 to 30	69.2	2	15.4
10/03/2024	22:00	0	0	0	0	3	0	0	0	0	0	0	0	0	0	0	0	0	0	0	0	3	32	35	25 to 35	100.0	3	100.0
10/03/2024	23:00	0	0	0	0	0	1	1	0	0	0	0	0	0	0	0	0	0	0	0	0	2	39.5	45	35 to 45	100.0	2	100.0
24 Hr Summary		5	9	97	314	190	32	3	0	0	0	0	0	0	0	0	0	0	0	0	0	650	28.3	33.3	25 to 35	77.5	225	34.6

Incoming Histogram
 Bottom of Long Lane (Dedicated Post) - Facing Brundall

from Mon-Mar-04-2024-11-00-AM to Thu-Apr-04-2024-11-59-PM

Date	Starting Hr:min	<15	15 to <20	20 to <25	25 to <30	30 to <35	35 to <40	40 to <45	45 to <50	50 to <55	55 to <60	60 to <65	65 to <70	70 to <75	75 to <80	80 to <85	85 to <90	90 to <95	95 to <100	100 to >105	Total Counts	Avg Speed (MPH)	85pet Speed	10MPH Pace	% in pace	# of Speeders	% Speeders
11/03/2024	00:00	0	0	0	1	0	0	0	0	0	0	0	0	0	0	0	0	0	0	0	1	27	30	20 to 30	100.0	*	*
11/03/2024	01:00	0	0	0	0	0	1	0	0	0	0	0	0	0	0	0	0	0	0	0	1	37	40	30 to 40	100.0	1	100.0
11/03/2024	02:00	0	0	0	0	0	0	0	0	0	0	0	0	0	0	0	0	0	0	0	0	0	0	*	*	*	*
11/03/2024	03:00	0	0	0	0	0	0	0	0	0	0	0	0	0	0	0	0	0	0	0	0	0	0	*	*	*	*
11/03/2024	04:00	0	0	1	0	0	0	0	0	0	0	0	0	0	0	0	0	0	0	0	1	22	25	15 to 25	100.0	*	*
11/03/2024	05:00	0	0	0	1	0	0	0	0	0	0	0	0	0	0	0	0	0	0	0	1	27	30	20 to 30	100.0	*	*
11/03/2024	06:00	0	0	0	6	2	1	0	0	0	0	0	0	0	0	0	0	0	0	0	9	29.4	35	25 to 35	88.9	3	33.3
11/03/2024	07:00	0	1	10	7	8	1	0	0	0	0	0	0	0	0	0	0	0	0	0	27	26.9	33.1	20 to 30	63.0	9	33.3
11/03/2024	08:00	0	2	8	17	7	3	0	0	0	0	0	0	0	0	0	0	0	0	0	37	27.5	32.9	20 to 30	67.6	10	27.0
11/03/2024	09:00	0	2	9	33	12	2	0	0	0	0	0	0	0	0	0	0	0	0	0	58	27.6	32.1	25 to 35	77.6	14	24.1
11/03/2024	10:00	0	5	11	32	9	1	0	0	0	0	0	0	0	0	0	0	0	0	0	58	26.5	30.6	20 to 30	74.1	10	17.2
11/03/2024	11:00	0	1	9	33	14	0	1	0	0	0	0	0	0	0	0	0	0	0	0	58	27.9	32.1	25 to 35	81.0	15	25.9
11/03/2024	12:00	3	5	13	46	14	2	1	0	0	0	0	0	0	0	0	0	0	0	0	84	26.7	31.4	25 to 35	71.4	17	20.2
11/03/2024	13:00	0	3	8	26	8	1	0	0	0	0	0	0	0	0	0	0	0	0	0	46	26.8	31.2	20 to 30	73.9	9	19.6
11/03/2024	14:00	0	2	11	36	14	5	0	0	0	0	0	0	0	0	0	0	0	0	0	68	28	33.2	25 to 35	73.5	19	27.9
11/03/2024	15:00	1	3	9	42	22	3	1	0	0	0	0	0	0	0	0	0	0	0	0	81	28.2	33.2	25 to 35	79.0	26	32.1
11/03/2024	16:00	0	2	11	60	24	2	0	0	0	0	0	0	0	0	0	0	0	0	0	99	28.1	32.3	25 to 35	84.8	26	26.3
11/03/2024	17:00	0	2	20	46	29	6	0	0	0	0	0	0	0	0	0	0	0	0	0	103	28.2	33.4	25 to 35	72.8	35	34.0
11/03/2024	18:00	1	0	6	39	20	1	0	0	0	0	0	0	0	0	0	0	0	0	0	67	28.3	32.8	25 to 35	88.1	21	31.3
11/03/2024	19:00	0	1	2	9	6	2	0	0	0	0	0	0	0	0	0	0	0	0	0	20	28.6	34.2	25 to 35	75.0	8	40.0
11/03/2024	20:00	1	0	6	11	5	2	0	0	0	0	0	0	0	0	0	0	0	0	0	25	27.1	33	20 to 30	68.0	7	28.0
11/03/2024	21:00	0	1	1	8	7	0	5	0	0	0	0	0	0	0	0	0	0	0	0	22	31.5	42	25 to 35	68.2	12	54.5
11/03/2024	22:00	1	0	1	0	3	0	0	0	0	0	0	0	0	0	0	0	0	0	0	5	26	33.3	25 to 35	60.0	3	60.0
11/03/2024	23:00	0	0	0	0	0	1	0	0	0	0	0	0	0	0	0	0	0	0	0	1	37	40	30 to 40	100.0	1	100.0
24 Hr Summary		7	30	136	453	204	34	8	0	0	0	0	0	0	0	0	0	0	0	0	872	27.8	32.8	25 to 35	75.3	246	28.2

Incoming Histogram

Bottom of Long Lane (Dedicated Post) - Facing Brundall

from Mon-Mar-04-2024-11-00-AM to Thu-Apr-04-2024-11-59-PM

Date	Starting Hr:min	<15	15 to <20	20 to <25	25 to <30	30 to <35	35 to <40	40 to <45	45 to <50	50 to <55	55 to <60	60 to <65	65 to <70	70 to <75	75 to <80	80 to <85	85 to <90	90 to <95	95 to <100	100 to >105	Total Counts	Avg Speed (MPH)	85pet Speed	10MPH Pace	% in pace	# of Speeders	% Speeders	
12/03/2024	00:00	0	0	0	0	1	0	0	0	0	0	0	0	0	0	0	0	0	0	0	0	1	32	35	25 to 35	100.0	1	100.0
12/03/2024	01:00	0	0	0	0	1	0	0	0	0	0	0	0	0	0	0	0	0	0	0	0	1	32	35	25 to 35	100.0	1	100.0
12/03/2024	02:00	0	0	0	0	0	0	0	0	0	0	0	0	0	0	0	0	0	0	0	0	0	0	0	*	*	*	*
12/03/2024	03:00	0	0	0	0	0	0	0	0	0	0	0	0	0	0	0	0	0	0	0	0	0	0	0	*	*	*	*
12/03/2024	04:00	0	0	0	0	0	0	0	0	0	0	0	0	0	0	0	0	0	0	0	0	0	0	0	*	*	*	*
12/03/2024	05:00	0	0	0	0	1	0	0	0	0	0	0	0	0	0	0	0	0	0	0	0	1	32	35	25 to 35	100.0	1	100.0
12/03/2024	06:00	0	0	0	4	2	0	0	0	0	0	0	0	0	0	0	0	0	0	0	0	6	28.8	32.5	25 to 35	100.0	2	33.3
12/03/2024	07:00	0	2	3	12	15	1	0	0	0	0	0	0	0	0	0	0	0	0	0	0	33	28.8	33.7	25 to 35	81.8	16	48.5
12/03/2024	08:00	1	2	8	13	20	2	0	0	0	0	0	0	0	0	0	0	0	0	0	0	46	28.2	33.8	25 to 35	71.7	22	47.8
12/03/2024	09:00	0	1	18	41	17	2	0	0	0	0	0	0	0	0	0	0	0	0	0	0	79	27.4	32.1	20 to 30	74.7	19	24.1
12/03/2024	10:00	1	4	19	37	12	2	0	0	0	0	0	0	0	0	0	0	0	0	0	0	75	26.4	31.2	20 to 30	74.7	14	18.7
12/03/2024	11:00	0	3	16	34	10	1	0	0	0	0	0	0	0	0	0	0	0	0	0	0	64	26.5	30.5	20 to 30	78.1	11	17.2
12/03/2024	12:00	1	3	12	34	14	1	0	0	0	0	0	0	0	0	0	0	0	0	0	0	65	26.9	31.8	25 to 35	73.8	15	23.1
12/03/2024	13:00	1	2	13	25	7	0	0	0	0	0	0	0	0	0	0	0	0	0	0	0	48	26	30	20 to 30	79.2	7	14.6
12/03/2024	14:00	2	7	21	42	13	1	0	0	0	0	0	0	0	0	0	0	0	0	0	0	86	25.8	30.4	20 to 30	73.3	14	16.3
12/03/2024	15:00	3	9	23	38	17	1	0	0	0	0	0	0	0	0	0	0	0	0	0	0	91	25.6	31.2	20 to 30	67.0	18	19.8
12/03/2024	16:00	2	2	27	37	10	3	0	0	0	0	0	0	0	0	0	0	0	0	0	0	81	26	30.5	20 to 30	79.0	13	16.0
12/03/2024	17:00	2	3	12	49	20	2	0	0	0	0	0	0	0	0	0	0	0	0	0	0	88	27.3	32.2	25 to 35	78.4	22	25.0
12/03/2024	18:00	1	1	8	29	16	4	0	0	0	0	0	0	0	0	0	0	0	0	0	0	59	28.3	33.4	25 to 35	76.3	20	33.9
12/03/2024	19:00	2	0	15	16	8	3	0	0	0	0	0	0	0	0	0	0	0	0	0	0	44	26.4	32.5	20 to 30	70.5	11	25.0
12/03/2024	20:00	0	3	0	12	7	2	0	0	0	0	0	0	0	0	0	0	0	0	0	0	24	28.3	33.6	25 to 35	79.2	9	37.5
12/03/2024	21:00	0	0	0	3	6	1	1	0	0	0	0	0	0	0	0	0	0	0	0	0	11	32	35	25 to 35	81.8	8	72.7
12/03/2024	22:00	0	1	3	2	1	0	0	0	0	0	0	0	0	0	0	0	0	0	0	0	7	24.3	30	20 to 30	71.4	1	14.3
12/03/2024	23:00	0	0	1	1	2	0	0	0	0	0	0	0	0	0	0	0	0	0	0	0	4	28.3	32.5	25 to 35	75.0	2	50.0
24 Hr Summary		16	43	199	429	200	26	1	0	0	0	0	0	0	0	0	0	0	0	0	0	914	26.9	32.2	25 to 35	68.8	227	24.8

Incoming Histogram
 Bottom of Long Lane (Dedicated Post) - Facing Brundall

from Mon-Mar-04-2024-11-00-AM to Thu-Apr-04-2024-11-59-PM

Date	Starting Hr:min	<15	15 to <20	20 to <25	25 to <30	30 to <35	35 to <40	40 to <45	45 to <50	50 to <55	55 to <60	60 to <65	65 to <70	70 to <75	75 to <80	80 to <85	85 to <90	90 to <95	95 to <100	100 to >105	Total Counts	Avg Speed (MPH)	85pet Speed	10MPH Pace	% in pace	# of Speeders	% Speeders	
13/03/2024	00:00	0	0	0	0	0	1	0	0	0	0	0	0	0	0	0	0	0	0	0	0	1	37	40	30 to 40	100.0	1	100.0
13/03/2024	01:00	0	0	0	0	0	0	0	0	0	0	0	0	0	0	0	0	0	0	0	0	0	0	0	*	*	*	*
13/03/2024	02:00	0	1	0	0	0	0	0	0	0	0	0	0	0	0	0	0	0	0	0	0	1	17	20	10 to 20	100.0	*	*
13/03/2024	03:00	0	0	0	0	0	0	0	0	0	0	0	0	0	0	0	0	0	0	0	0	0	0	0	*	*	*	*
13/03/2024	04:00	0	0	0	0	0	0	0	0	0	0	0	0	0	0	0	0	0	0	0	0	0	0	0	*	*	*	*
13/03/2024	05:00	0	0	0	0	2	0	0	0	0	0	0	0	0	0	0	0	0	0	0	0	2	32	35	25 to 35	100.0	2	100.0
13/03/2024	06:00	0	0	1	1	1	1	0	0	0	0	0	0	0	0	0	0	0	0	0	0	4	29.5	35	20 to 30	50.0	2	50.0
13/03/2024	07:00	0	5	11	9	7	1	0	0	0	0	0	0	0	0	0	0	0	0	0	0	33	25.5	32.1	20 to 30	60.6	8	24.2
13/03/2024	08:00	0	5	7	16	19	4	0	0	0	0	0	0	0	0	0	0	0	0	0	0	51	28.3	33.9	25 to 35	68.6	23	45.1
13/03/2024	09:00	0	0	9	37	19	2	0	0	0	0	0	0	0	0	0	0	0	0	0	0	67	28.4	32.9	25 to 35	83.6	21	31.3
13/03/2024	10:00	1	0	5	22	10	3	0	0	0	0	0	0	0	0	0	0	0	0	0	0	41	28.3	33.5	25 to 35	78.0	13	31.7
13/03/2024	11:00	0	0	19	42	18	4	0	0	0	0	0	0	0	0	0	0	0	0	0	0	83	27.8	32.8	20 to 30	73.5	22	26.5
13/03/2024	12:00	3	0	9	30	25	3	0	0	0	0	0	0	0	0	0	0	0	0	0	0	70	28.2	33.6	25 to 35	78.6	28	40.0
13/03/2024	13:00	0	3	17	25	11	2	0	0	0	0	0	0	0	0	0	0	0	0	0	0	58	26.7	31.8	20 to 30	72.4	13	22.4
13/03/2024	14:00	3	3	14	32	6	1	0	0	0	0	0	0	0	0	0	0	0	0	0	0	59	25.6	29.7	20 to 30	78.0	7	11.9
13/03/2024	15:00	1	5	13	46	21	3	1	0	0	0	0	0	0	0	0	0	0	0	0	0	90	27.6	32.6	25 to 35	74.4	25	27.8
13/03/2024	16:00	0	3	14	52	18	3	0	0	0	0	0	0	0	0	0	0	0	0	0	0	90	27.6	31.9	25 to 35	77.8	21	23.3
13/03/2024	17:00	0	3	15	48	21	7	0	0	0	0	0	0	0	0	0	0	0	0	0	0	94	28.1	33.3	25 to 35	73.4	28	29.8
13/03/2024	18:00	0	1	8	21	19	4	1	0	0	0	0	0	0	0	0	0	0	0	0	0	54	29.1	34.2	25 to 35	74.1	24	44.4
13/03/2024	19:00	2	2	7	16	13	6	1	0	0	0	0	0	0	0	0	0	0	0	0	0	47	28.3	35	25 to 35	61.7	20	42.6
13/03/2024	20:00	0	0	2	3	7	2	3	1	0	0	0	0	0	0	0	0	0	0	0	0	18	33.2	41.7	25 to 35	55.6	13	72.2
13/03/2024	21:00	0	0	0	1	1	3	0	0	0	0	0	0	0	0	0	0	0	0	0	0	5	34.2	38.3	30 to 40	80.0	4	80.0
13/03/2024	22:00	0	0	1	3	6	2	1	0	0	0	0	0	0	0	0	0	0	0	0	0	13	31.8	37.5	25 to 35	69.2	9	69.2
13/03/2024	23:00	0	0	0	1	1	1	0	0	0	0	0	0	0	0	0	0	0	0	0	0	3	32	40	25 to 35	66.7	2	66.7
24 Hr Summary		10	31	152	405	225	53	7	1	0	0	0	0	0	0	0	0	0	0	0	884	28	33.4	25 to 35	71.3	286	32.4	

Incoming Histogram
 Bottom of Long Lane (Dedicated Post) - Facing Brundall

from Mon-Mar-04-2024-11-00-AM to Thu-Apr-04-2024-11-59-PM

Date	Starting Hr:min	<15	15 to <20	20 to <25	25 to <30	30 to <35	35 to <40	40 to <45	45 to <50	50 to <55	55 to <60	60 to <65	65 to <70	70 to <75	75 to <80	80 to <85	85 to <90	90 to <95	95 to <100	100 to >105	Total Counts	Avg Speed (MPH)	85pet Speed	10MPH Pace	% in pace	# of Speeders	% Speeders	
14/03/2024	00:00	0	0	0	0	1	0	0	0	0	0	0	0	0	0	0	0	0	0	0	0	1	32	35	25 to 35	100.0	1	100.0
14/03/2024	01:00	0	0	0	0	1	0	0	0	0	0	0	0	0	0	0	0	0	0	0	0	1	32	35	25 to 35	100.0	1	100.0
14/03/2024	02:00	0	0	0	0	0	0	0	0	0	0	0	0	0	0	0	0	0	0	0	0	0	0	0	*	*	*	*
14/03/2024	03:00	0	0	0	0	0	0	0	0	0	0	0	0	0	0	0	0	0	0	0	0	0	0	0	*	*	*	*
14/03/2024	04:00	0	0	0	0	0	0	0	0	0	0	0	0	0	0	0	0	0	0	0	0	0	0	0	*	*	*	*
14/03/2024	05:00	0	0	0	0	0	1	0	0	0	0	0	0	0	0	0	0	0	0	0	0	1	37	40	30 to 40	100.0	1	100.0
14/03/2024	06:00	0	1	1	5	3	0	0	0	0	0	0	0	0	0	0	0	0	0	0	0	10	27.1	31.7	25 to 35	80.0	3	30.0
14/03/2024	07:00	0	1	6	7	9	2	0	0	0	0	0	0	0	0	0	0	0	0	0	0	25	28.2	33.9	25 to 35	64.0	11	44.0
14/03/2024	08:00	2	0	4	19	10	4	0	0	0	0	0	0	0	0	0	0	0	0	0	0	39	28.3	34	25 to 35	74.4	14	35.9
14/03/2024	09:00	3	4	8	22	7	4	0	0	0	0	0	0	0	0	0	0	0	0	0	0	48	26.1	32.9	20 to 30	62.5	11	22.9
14/03/2024	10:00	5	4	23	27	11	1	0	0	0	0	0	0	0	0	0	0	0	0	0	0	71	25	30.5	20 to 30	70.4	12	16.9
14/03/2024	11:00	2	7	14	36	12	1	0	0	0	0	0	0	0	0	0	0	0	0	0	0	72	26	30.8	20 to 30	69.4	13	18.1
14/03/2024	12:00	1	1	16	25	11	3	0	0	0	0	0	0	0	0	0	0	0	0	0	0	57	26.9	32.3	20 to 30	71.9	14	24.6
14/03/2024	13:00	2	3	12	36	6	4	1	0	0	0	0	0	0	0	0	0	0	0	0	0	64	26.8	30.8	20 to 30	75.0	11	17.2
14/03/2024	14:00	3	9	11	47	11	1	0	0	0	0	0	0	0	0	0	0	0	0	0	0	82	25.8	30	20 to 30	70.7	12	14.6
14/03/2024	15:00	2	6	15	41	18	0	0	0	0	0	0	0	0	0	0	0	0	0	0	0	82	26.5	31.7	25 to 35	72.0	18	22.0
14/03/2024	16:00	0	4	14	41	28	5	0	0	0	0	0	0	0	0	0	0	0	0	0	0	92	28.3	33.4	25 to 35	75.0	33	35.9
14/03/2024	17:00	0	2	8	52	27	4	0	0	0	0	0	0	0	0	0	0	0	0	0	0	93	28.6	33.1	25 to 35	84.9	31	33.3
14/03/2024	18:00	1	1	12	26	28	2	0	0	0	0	0	0	0	0	0	0	0	0	0	0	70	28.4	33.6	25 to 35	77.1	30	42.9
14/03/2024	19:00	1	1	7	15	17	5	1	0	0	0	0	0	0	0	0	0	0	0	0	0	47	29.2	34.7	25 to 35	68.1	23	48.9
14/03/2024	20:00	0	1	2	8	7	2	0	0	0	0	0	0	0	0	0	0	0	0	0	0	20	28.9	34.3	25 to 35	75.0	9	45.0
14/03/2024	21:00	0	0	3	11	5	2	0	0	0	0	0	0	0	0	0	0	0	0	0	0	21	28.7	34	25 to 35	76.2	7	33.3
14/03/2024	22:00	0	0	0	5	8	3	0	0	0	0	0	0	0	0	0	0	0	0	0	0	16	31.5	36.7	25 to 35	81.3	11	68.8
14/03/2024	23:00	0	0	0	2	1	1	1	0	0	0	0	0	0	0	0	0	0	0	0	0	5	33	40	25 to 35	60.0	3	60.0
24 Hr Summary		22	45	156	425	221	45	3	0	0	0	0	0	0	0	0	0	0	0	0	917	27.4	33	25 to 35	70.4	269	29.3	

Incoming Histogram
 Bottom of Long Lane (Dedicated Post) - Facing Brundall

from Mon-Mar-04-2024-11-00-AM to Thu-Apr-04-2024-11-59-PM

Date	Starting Hr:min	<15	15 to <20	20 to <25	25 to <30	30 to <35	35 to <40	40 to <45	45 to <50	50 to <55	55 to <60	60 to <65	65 to <70	70 to <75	75 to <80	80 to <85	85 to <90	90 to <95	95 to <100	100 to >105	Total Counts	Avg Speed (MPH)	85pet Speed	10MPH Pace	% in pace	# of Speeders	% Speeders	
15/03/2024	00:00	0	0	0	2	0	1	0	0	0	0	0	0	0	0	0	0	0	0	0	0	3	30.3	40	20 to 30	66.7	1	33.3
15/03/2024	01:00	0	0	0	0	0	0	0	0	0	0	0	0	0	0	0	0	0	0	0	0	0	0	0	*	*	*	*
15/03/2024	02:00	0	0	0	0	1	0	0	0	0	0	0	0	0	0	0	0	0	0	0	0	1	32	35	25 to 35	100.0	1	100.0
15/03/2024	03:00	0	0	0	0	0	0	0	0	0	0	0	0	0	0	0	0	0	0	0	0	0	0	0	*	*	*	*
15/03/2024	04:00	0	0	0	0	0	0	0	0	0	0	0	0	0	0	0	0	0	0	0	0	0	0	0	*	*	*	*
15/03/2024	05:00	0	0	0	0	1	1	0	0	0	0	0	0	0	0	0	0	0	0	0	0	2	34.5	40	30 to 40	100.0	2	100.0
15/03/2024	06:00	0	0	1	2	2	0	0	0	0	0	0	0	0	0	0	0	0	0	0	0	5	28	32.5	25 to 35	80.0	2	40.0
15/03/2024	07:00	0	0	7	19	8	3	0	0	0	0	0	0	0	0	0	0	0	0	0	0	37	28.2	33.1	25 to 35	73.0	11	29.7
15/03/2024	08:00	0	3	7	20	13	5	0	0	0	0	0	0	0	0	0	0	0	0	0	0	48	28.3	34.2	25 to 35	68.8	18	37.5
15/03/2024	09:00	1	4	13	27	17	0	0	0	0	0	0	0	0	0	0	0	0	0	0	0	62	26.8	32.4	25 to 35	71.0	17	27.4
15/03/2024	10:00	0	3	10	40	12	3	1	0	0	0	0	0	0	0	0	0	0	0	0	0	69	27.7	32.5	25 to 35	75.4	16	23.2
15/03/2024	11:00	0	0	12	27	14	1	0	0	0	0	0	0	0	0	0	0	0	0	0	0	54	27.7	32.5	25 to 35	75.9	15	27.8
15/03/2024	12:00	0	4	17	54	17	2	0	0	0	0	0	0	0	0	0	0	0	0	0	0	94	27.1	31.5	20 to 30	75.5	19	20.2
15/03/2024	13:00	1	1	10	26	17	4	0	0	0	0	0	0	0	0	0	0	0	0	0	0	59	28.1	33.5	25 to 35	72.9	21	35.6
15/03/2024	14:00	0	2	20	31	24	3	0	0	0	0	0	0	0	0	0	0	0	0	0	0	80	27.7	33.1	25 to 35	68.8	27	33.8
15/03/2024	15:00	0	10	12	39	25	5	0	0	0	0	0	0	0	0	0	0	0	0	0	0	91	27.5	33.2	25 to 35	70.3	30	33.0
15/03/2024	16:00	0	1	11	53	23	5	1	0	0	0	0	0	0	0	0	0	0	0	0	0	94	28.6	33.3	25 to 35	80.9	29	30.9
15/03/2024	17:00	0	6	17	46	40	12	0	0	0	0	0	0	0	0	0	0	0	0	0	0	121	28.9	34.2	25 to 35	71.1	52	43.0
15/03/2024	18:00	0	2	7	27	23	4	0	0	0	0	0	0	0	0	0	0	0	0	0	0	63	28.9	33.9	25 to 35	79.4	27	42.9
15/03/2024	19:00	0	0	9	17	11	1	0	0	0	0	0	0	0	0	0	0	0	0	0	0	38	27.8	32.7	25 to 35	73.7	12	31.6
15/03/2024	20:00	0	1	4	14	8	4	1	0	0	0	0	0	0	0	0	0	0	0	0	0	32	29.3	35	25 to 35	68.8	13	40.6
15/03/2024	21:00	0	0	3	7	3	3	1	0	0	0	0	0	0	0	0	0	0	0	0	0	17	29.8	36.7	20 to 30	58.8	7	41.2
15/03/2024	22:00	0	0	4	6	4	1	0	0	1	0	0	0	0	0	0	0	0	0	0	0	16	29.5	35	20 to 30	62.5	6	37.5
15/03/2024	23:00	0	0	1	3	3	0	0	0	0	0	0	0	0	0	0	0	0	0	0	0	7	28.6	33.3	25 to 35	85.7	3	42.9
24 Hr Summary		2	37	165	460	266	58	4	0	1	0	0	0	0	0	0	0	0	0	0	993	28.1	33.4	25 to 35	73.1	329	33.1	

Incoming Histogram
 Bottom of Long Lane (Dedicated Post) - Facing Brundall

from Mon-Mar-04-2024-11-00-AM to Thu-Apr-04-2024-11-59-PM

Date	Starting Hr:min	<15	15 to <20	20 to <25	25 to <30	30 to <35	35 to <40	40 to <45	45 to <50	50 to <55	55 to <60	60 to <65	65 to <70	70 to <75	75 to <80	80 to <85	85 to <90	90 to <95	95 to <100	100 to >105	Total Counts	Avg Speed (MPH)	85pct Speed	10MPH Pace	% in pace	# of Speeders	% Speeders
16/03/2024	00:00	0	1	1	0	4	0	0	0	0	0	0	0	0	0	0	0	0	0	0	6	27.8	33.8	25 to 35	66.7	4	66.7
16/03/2024	01:00	0	0	2	1	0	0	0	0	0	0	0	0	0	0	0	0	0	0	0	3	24	30	20 to 30	100.0	*	*
16/03/2024	02:00	0	0	0	0	1	0	0	0	0	0	0	0	0	0	0	0	0	0	0	1	32	35	25 to 35	100.0	1	100.0
16/03/2024	03:00	0	0	0	0	0	0	0	0	0	0	0	0	0	0	0	0	0	0	0	0	0	0	*	*	*	*
16/03/2024	04:00	0	0	0	0	0	1	0	0	0	0	0	0	0	0	0	0	0	0	0	1	37	40	30 to 40	100.0	1	100.0
16/03/2024	05:00	0	0	0	0	0	0	0	0	0	0	0	0	0	0	0	0	0	0	0	0	0	0	*	*	*	*
16/03/2024	06:00	0	0	0	3	0	0	0	0	0	0	0	0	0	0	0	0	0	0	0	3	27.3	30	20 to 30	100.0	*	*
16/03/2024	07:00	1	0	2	3	4	0	0	0	0	0	0	0	0	0	0	0	0	0	0	10	26.7	32.5	25 to 35	70.0	4	40.0
16/03/2024	08:00	0	0	2	13	10	3	1	0	0	0	0	0	0	0	0	0	0	0	0	29	30.2	35	25 to 35	79.3	14	48.3
16/03/2024	09:00	1	0	5	20	8	1	0	0	0	0	0	0	0	0	0	0	0	0	0	35	27.5	32.5	25 to 35	80.0	9	25.7
16/03/2024	10:00	1	6	7	25	15	4	1	0	0	0	0	0	0	0	0	0	0	0	0	59	27.6	33.7	25 to 35	67.8	20	33.9
16/03/2024	11:00	0	6	18	25	19	4	0	0	0	0	0	0	0	0	0	0	0	0	0	72	27.2	33.2	25 to 35	61.1	23	31.9
16/03/2024	12:00	3	1	16	48	20	6	0	0	0	0	0	0	0	0	0	0	0	0	0	94	27.6	33	25 to 35	72.3	26	27.7
16/03/2024	13:00	0	1	14	36	22	0	1	1	0	0	0	0	0	0	0	0	0	0	0	75	28.2	33	25 to 35	77.3	24	32.0
16/03/2024	14:00	1	5	14	38	16	4	0	0	0	0	0	0	0	0	0	0	0	0	0	78	27.1	32.5	25 to 35	69.2	20	25.6
16/03/2024	15:00	1	3	14	39	15	2	0	0	0	0	0	0	0	0	0	0	0	0	0	74	27.1	32	25 to 35	73.0	17	23.0
16/03/2024	16:00	0	0	8	28	12	1	0	0	0	0	0	0	0	0	0	0	0	0	0	49	28	32.5	25 to 35	81.6	13	26.5
16/03/2024	17:00	0	0	14	22	18	3	1	1	0	0	0	0	0	0	0	0	0	0	0	59	28.7	33.9	25 to 35	67.8	23	39.0
16/03/2024	18:00	0	3	14	26	15	5	1	0	0	0	0	0	0	0	0	0	0	0	0	64	28	33.7	25 to 35	64.1	21	32.8
16/03/2024	19:00	1	2	3	15	11	2	1	0	0	0	0	0	0	0	0	0	0	0	0	35	28.4	34.1	25 to 35	74.3	14	40.0
16/03/2024	20:00	0	0	4	13	5	1	0	0	0	0	0	0	0	0	0	0	0	0	0	23	27.9	33	25 to 35	78.3	6	26.1
16/03/2024	21:00	0	0	1	9	4	2	0	0	0	0	0	0	0	0	0	0	0	0	0	16	29.4	35	25 to 35	81.3	6	37.5
16/03/2024	22:00	0	0	1	6	2	3	0	0	0	0	0	0	0	0	0	0	0	0	0	12	30	36.7	25 to 35	66.7	5	41.7
16/03/2024	23:00	0	0	0	3	1	1	0	0	0	0	0	0	0	0	0	0	0	0	0	5	30	35	25 to 35	80.0	2	40.0
24 Hr Summary		9	28	140	373	202	43	6	2	0	0	0	0	0	0	0	0	0	0	0	803	27.9	33.3	25 to 35	71.6	253	31.5

Incoming Histogram
 Bottom of Long Lane (Dedicated Post) - Facing Brundall

from Mon-Mar-04-2024-11-00-AM to Thu-Apr-04-2024-11-59-PM

Date	Starting Hr:min	<15	15 to <20	20 to <25	25 to <30	30 to <35	35 to <40	40 to <45	45 to <50	50 to <55	55 to <60	60 to <65	65 to <70	70 to <75	75 to <80	80 to <85	85 to <90	90 to <95	95 to <100	100 to >105	Total Counts	Avg Speed (MPH)	85pet Speed	10MPH Pace	% in pace	# of Speeders	% Speeders	
17/03/2024	00:00	0	0	0	1	0	0	0	0	0	0	0	0	0	0	0	0	0	0	0	0	1	27	30	20 to 30	100.0	*	*
17/03/2024	01:00	0	0	0	1	0	0	0	0	0	0	0	0	0	0	0	0	0	0	0	0	1	27	30	20 to 30	100.0	*	*
17/03/2024	02:00	1	0	0	1	0	0	0	0	0	0	0	0	0	0	0	0	0	0	0	0	2	19.5	30	5 to 15	50.0	*	*
17/03/2024	03:00	0	0	0	0	0	0	0	0	0	0	0	0	0	0	0	0	0	0	0	0	0	0	0	*	*	*	*
17/03/2024	04:00	0	0	0	0	0	0	0	0	0	0	0	0	0	0	0	0	0	0	0	0	0	0	0	*	*	*	*
17/03/2024	05:00	0	0	0	0	1	1	0	0	0	0	0	0	0	0	0	0	0	0	0	0	2	34.5	40	30 to 40	100.0	2	100.0
17/03/2024	06:00	0	0	0	1	0	0	0	0	0	0	0	0	0	0	0	0	0	0	0	0	1	27	30	20 to 30	100.0	*	*
17/03/2024	07:00	0	0	0	7	3	2	0	0	0	0	0	0	0	0	0	0	0	0	0	0	12	30.2	35	25 to 35	83.3	5	41.7
17/03/2024	08:00	0	0	1	10	5	2	0	0	0	0	0	0	0	0	0	0	0	0	0	0	18	29.4	34	25 to 35	83.3	7	38.9
17/03/2024	09:00	0	0	2	12	3	1	0	0	0	0	0	0	0	0	0	0	0	0	0	0	18	28.1	31.7	25 to 35	83.3	4	22.2
17/03/2024	10:00	0	4	16	19	5	3	1	0	0	0	0	0	0	0	0	0	0	0	0	0	48	26.3	32	20 to 30	72.9	9	18.8
17/03/2024	11:00	0	1	5	20	19	2	0	0	0	0	0	0	0	0	0	0	0	0	0	0	47	29	33.7	25 to 35	83.0	21	44.7
17/03/2024	12:00	0	0	5	25	13	1	0	0	0	0	0	0	0	0	0	0	0	0	0	0	44	28.5	32.7	25 to 35	86.4	14	31.8
17/03/2024	13:00	0	1	5	25	17	1	0	0	0	0	0	0	0	0	0	0	0	0	0	0	49	28.6	33.2	25 to 35	85.7	18	36.7
17/03/2024	14:00	0	0	1	18	14	5	0	0	0	0	0	0	0	0	0	0	0	0	0	0	38	30.3	34.6	25 to 35	84.2	19	50.0
17/03/2024	15:00	0	0	6	22	23	4	0	0	0	0	0	0	0	0	0	0	0	0	0	0	55	29.6	34.1	25 to 35	81.8	27	49.1
17/03/2024	16:00	0	1	8	24	17	6	0	0	0	0	0	0	0	0	0	0	0	0	0	0	56	29	34.4	25 to 35	73.2	23	41.1
17/03/2024	17:00	0	1	6	24	13	2	1	0	0	0	0	0	0	0	0	0	0	0	0	0	47	28.6	33.5	25 to 35	78.7	16	34.0
17/03/2024	18:00	0	0	9	18	7	1	0	0	0	0	0	0	0	0	0	0	0	0	0	0	35	27.3	32.1	20 to 30	77.1	8	22.9
17/03/2024	19:00	0	1	7	10	8	0	0	0	0	0	0	0	0	0	0	0	0	0	0	0	26	27.1	32.5	25 to 35	69.2	8	30.8
17/03/2024	20:00	0	0	2	8	5	2	2	0	0	0	0	0	0	0	0	0	0	0	0	0	19	30.6	37.5	25 to 35	68.4	9	47.4
17/03/2024	21:00	0	0	0	5	5	0	0	0	0	0	0	0	0	0	0	0	0	0	0	0	10	29.7	33	25 to 35	100.0	5	50.0
17/03/2024	22:00	0	0	1	2	1	0	0	0	0	0	0	0	0	0	0	0	0	0	0	0	4	27.3	30	20 to 30	75.0	1	25.0
17/03/2024	23:00	0	0	0	0	0	0	0	0	0	0	0	0	0	0	0	0	0	0	0	0	0	0	0	*	*	*	*
24 Hr Summary		1	9	74	253	159	33	4	0	0	0	0	0	0	0	0	0	0	0	0	0	533	28.6	33.6	25 to 35	77.3	196	36.8

Incoming Histogram
 Bottom of Long Lane (Dedicated Post) - Facing Brundall

from Mon-Mar-04-2024-11-00-AM to Thu-Apr-04-2024-11-59-PM

Date	Starting Hr:min	<15	15 to <20	20 to <25	25 to <30	30 to <35	35 to <40	40 to <45	45 to <50	50 to <55	55 to <60	60 to <65	65 to <70	70 to <75	75 to <80	80 to <85	85 to <90	90 to <95	95 to <100	100 to >105	Total Counts	Avg Speed (MPH)	85pet Speed	10MPH Pace	% in pace	# of Speeders	% Speeders	
18/03/2024	00:00	0	0	0	0	0	0	0	0	0	0	0	0	0	0	0	0	0	0	0	0	0	0	*	*	*	*	
18/03/2024	01:00	0	0	0	0	0	0	0	0	0	0	0	0	0	0	0	0	0	0	0	0	0	0	*	*	*	*	
18/03/2024	02:00	0	0	0	0	0	0	0	0	0	0	0	0	0	0	0	0	0	0	0	0	0	0	*	*	*	*	
18/03/2024	03:00	0	0	0	0	0	0	0	0	0	0	0	0	0	0	0	0	0	0	0	0	0	0	*	*	*	*	
18/03/2024	04:00	0	0	0	0	1	1	1	0	0	0	0	0	0	0	0	0	0	0	0	0	3	37	45	30 to 40	66.7	3	100.0
18/03/2024	05:00	0	2	1	0	0	0	0	0	0	0	0	0	0	0	0	0	0	0	0	0	3	18.7	25	15 to 25	100.0	*	*
18/03/2024	06:00	0	1	1	5	2	0	0	0	0	0	0	0	0	0	0	0	0	0	0	0	9	26.7	32.5	25 to 35	77.8	2	22.2
18/03/2024	07:00	0	1	3	7	8	0	0	0	0	0	0	0	0	0	0	0	0	0	0	0	19	28	33.1	25 to 35	78.9	8	42.1
18/03/2024	08:00	2	1	6	18	15	2	0	0	0	0	0	0	0	0	0	0	0	0	0	0	44	27.8	33.3	25 to 35	75.0	17	38.6
18/03/2024	09:00	2	3	12	31	17	1	0	0	0	0	0	0	0	0	0	0	0	0	0	0	66	27	32.4	25 to 35	72.7	18	27.3
18/03/2024	10:00	0	6	10	24	10	0	0	0	0	0	0	0	0	0	0	0	0	0	0	0	50	26.1	31	20 to 30	68.0	10	20.0
18/03/2024	11:00	1	2	13	33	22	2	0	0	0	0	0	0	0	0	0	0	0	0	0	0	73	27.7	33	25 to 35	75.3	24	32.9
18/03/2024	12:00	2	3	13	36	18	1	0	0	0	0	0	0	0	0	0	0	0	0	0	0	73	27	32.2	25 to 35	74.0	19	26.0
18/03/2024	13:00	2	2	7	29	17	3	0	0	0	0	0	0	0	0	0	0	0	0	0	0	60	27.9	33.2	25 to 35	76.7	20	33.3
18/03/2024	14:00	1	4	7	34	19	2	1	0	0	0	0	0	0	0	0	0	0	0	0	0	68	27.9	33.2	25 to 35	77.9	22	32.4
18/03/2024	15:00	1	7	17	47	18	2	1	0	0	0	0	0	0	0	0	0	0	0	0	0	93	26.9	31.9	25 to 35	69.9	21	22.6
18/03/2024	16:00	0	2	19	52	30	1	1	0	0	0	0	0	0	0	0	0	0	0	0	0	105	28	32.7	25 to 35	78.1	32	30.5
18/03/2024	17:00	0	5	16	39	30	6	0	0	0	0	0	0	0	0	0	0	0	0	0	0	96	28.2	33.7	25 to 35	71.9	36	37.5
18/03/2024	18:00	1	1	5	33	13	4	0	0	0	0	0	0	0	0	0	0	0	0	0	0	57	28.3	33.1	25 to 35	80.7	17	29.8
18/03/2024	19:00	0	0	6	15	7	4	1	0	0	0	0	0	0	0	0	0	0	0	0	0	33	29.1	35	25 to 35	66.7	12	36.4
18/03/2024	20:00	0	0	2	3	6	2	1	0	0	0	0	0	0	0	0	0	0	0	0	0	14	31.1	37.5	25 to 35	64.3	9	64.3
18/03/2024	21:00	0	1	1	9	0	2	0	0	0	0	0	0	0	0	0	0	0	0	0	0	13	27.6	30	20 to 30	76.9	2	15.4
18/03/2024	22:00	1	1	3	4	2	2	1	0	0	0	0	0	0	0	0	0	0	0	0	0	14	27.4	37.5	20 to 30	50.0	5	35.7
18/03/2024	23:00	0	0	0	1	0	0	0	0	0	0	0	0	0	0	0	0	0	0	0	0	1	27	30	20 to 30	100.0	*	*
24 Hr Summary		13	42	142	420	235	35	7	0	0	0	0	0	0	0	0	0	0	0	0	894	27.7	33	25 to 35	73.3	277	31.0	

Incoming Histogram
 Bottom of Long Lane (Dedicated Post) - Facing Brundall

from Mon-Mar-04-2024-11-00-AM to Thu-Apr-04-2024-11-59-PM

Date	Starting Hr:min	<15	15 to <20	20 to <25	25 to <30	30 to <35	35 to <40	40 to <45	45 to <50	50 to <55	55 to <60	60 to <65	65 to <70	70 to <75	75 to <80	80 to <85	85 to <90	90 to <95	95 to <100	100 to >105	Total Counts	Avg Speed (MPH)	85pet Speed	10MPH Pace	% in pace	# of Speeders	% Speeders
19/03/2024	00:00	0	0	0	1	1	0	0	0	0	0	0	0	0	0	0	0	0	0	0	2	29.5	35	25 to 35	100.0	1	50.0
19/03/2024	01:00	0	0	0	0	1	0	0	0	0	0	0	0	0	0	0	0	0	0	0	1	32	35	25 to 35	100.0	1	100.0
19/03/2024	02:00	0	0	0	0	0	0	0	0	0	0	0	0	0	0	0	0	0	0	0	0	0	0	*	*	*	*
19/03/2024	03:00	0	0	0	0	0	0	0	0	0	0	0	0	0	0	0	0	0	0	0	0	0	0	*	*	*	*
19/03/2024	04:00	0	0	0	0	0	0	0	0	0	0	0	0	0	0	0	0	0	0	0	0	0	0	*	*	*	*
19/03/2024	05:00	1	0	0	1	0	1	0	0	0	0	0	0	0	0	0	0	0	0	0	3	25.3	40	5 to 15	33.3	1	33.3
19/03/2024	06:00	0	0	1	2	3	0	0	0	0	0	0	0	0	0	0	0	0	0	0	6	28.7	33.3	25 to 35	83.3	3	50.0
19/03/2024	07:00	1	1	3	13	4	4	1	0	0	0	0	0	0	0	0	0	0	0	0	27	28.5	36.2	25 to 35	63.0	9	33.3
19/03/2024	08:00	0	1	2	23	12	5	0	0	0	0	0	0	0	0	0	0	0	0	0	43	29.4	34.6	25 to 35	81.4	17	39.5
19/03/2024	09:00	0	1	11	27	12	2	0	0	0	0	0	0	0	0	0	0	0	0	0	53	27.6	32.5	25 to 35	73.6	14	26.4
19/03/2024	10:00	2	0	19	27	21	4	0	0	0	0	0	0	0	0	0	0	0	0	0	73	27.7	33.3	25 to 35	65.8	25	34.2
19/03/2024	11:00	0	1	14	30	20	0	1	0	0	0	0	0	0	0	0	0	0	0	0	66	27.9	32.8	25 to 35	75.8	21	31.8
19/03/2024	12:00	5	3	15	28	13	4	0	0	0	0	0	0	0	0	0	0	0	0	0	68	26.1	32.7	20 to 30	63.2	17	25.0
19/03/2024	13:00	0	1	12	28	9	2	0	0	0	0	0	0	0	0	0	0	0	0	0	52	27.2	31.7	20 to 30	76.9	11	21.2
19/03/2024	14:00	0	0	15	39	18	1	1	0	0	0	0	0	0	0	0	0	0	0	0	74	27.9	32.5	25 to 35	77.0	20	27.0
19/03/2024	15:00	0	2	15	43	20	4	0	0	0	0	0	0	0	0	0	0	0	0	0	84	27.9	32.8	25 to 35	75.0	24	28.6
19/03/2024	16:00	2	0	15	52	24	7	0	0	0	0	0	0	0	0	0	0	0	0	0	100	28.2	33.3	25 to 35	76.0	31	31.0
19/03/2024	17:00	0	2	20	61	27	4	0	1	0	0	0	0	0	0	0	0	0	0	0	115	28.1	32.8	25 to 35	76.5	32	27.8
19/03/2024	18:00	0	1	8	35	23	4	2	0	0	0	0	0	0	0	0	0	0	0	0	73	29.2	33.9	25 to 35	79.5	29	39.7
19/03/2024	19:00	0	0	4	15	9	5	1	0	0	0	0	0	0	0	0	0	0	0	0	34	29.9	36	25 to 35	70.6	15	44.1
19/03/2024	20:00	0	0	4	5	6	5	0	0	0	0	0	0	0	0	0	0	0	0	0	20	30.1	37	25 to 35	55.0	11	55.0
19/03/2024	21:00	0	0	1	4	5	4	1	1	0	0	0	0	0	0	0	0	0	0	0	16	32.9	40	25 to 35	56.3	11	68.8
19/03/2024	22:00	0	0	0	2	2	1	1	1	0	0	0	0	0	0	0	0	0	0	0	7	34.9	45	25 to 35	57.1	5	71.4
19/03/2024	23:00	0	0	1	1	2	0	0	0	0	0	0	0	0	0	0	0	0	0	0	4	28.3	32.5	25 to 35	75.0	2	50.0
24 Hr Summary		11	13	160	437	232	57	8	3	0	0	0	0	0	0	0	0	0	0	0	921	28.2	33.5	25 to 35	72.6	300	32.6

Incoming Histogram
Bottom of Long Lane (Dedicated Post) - Facing Brundall

from Mon-Mar-04-2024-11-00-AM to Thu-Apr-04-2024-11-59-PM

Date	Starting Hr:min	<15	15 to <20	20 to <25	25 to <30	30 to <35	35 to <40	40 to <45	45 to <50	50 to <55	55 to <60	60 to <65	65 to <70	70 to <75	75 to <80	80 to <85	85 to <90	90 to <95	95 to <100	100 to >105	Total Counts	Avg Speed (MPH)	85pet Speed	10MPH Pace	% in pace	# of Speeders	% Speeders
20/03/2024	00:00	0	0	0	1	0	0	0	0	0	0	0	0	0	0	0	0	0	0	0	1	27	30	20 to 30	100.0	*	*
20/03/2024	01:00	0	0	0	0	1	0	0	0	0	0	0	0	0	0	0	0	0	0	0	1	32	35	25 to 35	100.0	1	100.0
20/03/2024	02:00	0	0	0	0	0	0	0	0	0	0	0	0	0	0	0	0	0	0	0	0	0	0	*	*	*	*
20/03/2024	03:00	0	0	0	0	0	0	0	0	0	0	0	0	0	0	0	0	0	0	0	0	0	0	*	*	*	*
20/03/2024	04:00	0	0	0	0	0	0	0	0	0	0	0	0	0	0	0	0	0	0	0	0	0	0	*	*	*	*
20/03/2024	05:00	0	0	0	0	1	0	0	0	0	0	0	0	0	0	0	0	0	0	0	1	32	35	25 to 35	100.0	1	100.0
20/03/2024	06:00	0	0	0	3	5	0	0	0	0	0	0	0	0	0	0	0	0	0	0	8	30.1	34	25 to 35	100.0	5	62.5
20/03/2024	07:00	0	0	8	7	5	0	0	0	0	0	0	0	0	0	0	0	0	0	0	20	26.4	32	20 to 30	75.0	5	25.0
20/03/2024	08:00	0	2	3	19	12	1	0	0	0	0	0	0	0	0	0	0	0	0	0	37	28.3	32.9	25 to 35	83.8	13	35.1
20/03/2024	09:00	2	5	13	22	5	1	0	0	0	0	0	0	0	0	0	0	0	0	0	48	24.9	29.8	20 to 30	72.9	6	12.5
20/03/2024	10:00	0	3	12	30	9	2	0	0	0	0	0	0	0	0	0	0	0	0	0	56	26.9	31.7	20 to 30	75.0	11	19.6
20/03/2024	11:00	0	6	16	27	10	0	0	0	0	0	0	0	0	0	0	0	0	0	0	59	25.8	30.5	20 to 30	72.9	10	16.9
20/03/2024	12:00	1	3	11	25	20	0	1	0	0	0	0	0	0	0	0	0	0	0	0	61	27.6	33	25 to 35	73.8	21	34.4
20/03/2024	13:00	1	0	11	28	14	0	1	0	0	0	0	0	0	0	0	0	0	0	0	55	27.6	32.5	25 to 35	76.4	15	27.3
20/03/2024	14:00	0	2	7	31	15	2	0	0	0	0	0	0	0	0	0	0	0	0	0	57	28.1	32.7	25 to 35	80.7	17	29.8
20/03/2024	15:00	2	2	17	44	24	3	0	0	0	0	0	0	0	0	0	0	0	0	0	92	27.5	32.7	25 to 35	73.9	27	29.3
20/03/2024	16:00	0	1	18	70	27	4	0	0	0	0	0	0	0	0	0	0	0	0	0	120	28	32.4	25 to 35	80.8	31	25.8
20/03/2024	17:00	0	1	17	44	24	5	0	0	0	0	0	0	0	0	0	0	0	0	0	91	28.2	33.1	25 to 35	74.7	29	31.9
20/03/2024	18:00	0	4	10	33	24	3	0	0	0	0	0	0	0	0	0	0	0	0	0	74	28.2	33.3	25 to 35	77.0	27	36.5
20/03/2024	19:00	0	2	11	28	11	2	0	0	0	0	0	0	0	0	0	0	0	0	0	54	27.4	32.3	20 to 30	72.2	13	24.1
20/03/2024	20:00	1	0	1	5	9	4	0	0	0	0	0	0	0	0	0	0	0	0	0	20	30.4	36.2	25 to 35	70.0	13	65.0
20/03/2024	21:00	1	0	1	9	6	3	0	0	0	0	0	0	0	0	0	0	0	0	0	20	29.2	35	25 to 35	75.0	9	45.0
20/03/2024	22:00	0	1	1	2	3	2	0	0	0	0	0	0	0	0	0	0	0	0	0	9	29.2	37.5	25 to 35	55.6	5	55.6
20/03/2024	23:00	0	0	1	0	0	1	0	0	0	0	0	0	0	0	0	0	0	0	0	2	29.5	40	15 to 25	50.0	1	50.0
24 Hr Summary		8	32	158	428	225	33	2	0	0	0	0	0	0	0	0	0	0	0	0	886	27.6	32.8	25 to 35	73.7	260	29.3

Incoming Histogram
 Bottom of Long Lane (Dedicated Post) - Facing Brundall

from Mon-Mar-04-2024-11-00-AM to Thu-Apr-04-2024-11-59-PM

Date	Starting Hr:min	<15	15 to <20	20 to <25	25 to <30	30 to <35	35 to <40	40 to <45	45 to <50	50 to <55	55 to <60	60 to <65	65 to <70	70 to <75	75 to <80	80 to <85	85 to <90	90 to <95	95 to <100	100 to >105	Total Counts	Avg Speed (MPH)	85pet Speed	10MPH Pace	% in pace	# of Speeders	% Speeders
21/03/2024	00:00	0	0	0	0	0	0	0	0	0	0	0	0	0	0	0	0	0	0	0	0	0	0	*	*	*	*
21/03/2024	01:00	0	0	0	0	0	0	0	0	0	0	0	0	0	0	0	0	0	0	0	0	0	0	*	*	*	*
21/03/2024	02:00	0	0	0	1	0	0	0	0	0	0	0	0	0	0	0	0	0	0	0	1	27	30	20 to 30	100.0	*	*
21/03/2024	03:00	0	0	0	0	0	0	0	0	0	0	0	0	0	0	0	0	0	0	0	0	0	0	*	*	*	*
21/03/2024	04:00	0	0	0	0	1	0	0	0	0	0	0	0	0	0	0	0	0	0	0	1	32	35	25 to 35	100.0	1	100.0
21/03/2024	05:00	0	0	0	1	1	0	0	0	0	0	0	0	0	0	0	0	0	0	0	2	29.5	35	25 to 35	100.0	1	50.0
21/03/2024	06:00	0	0	1	1	4	1	0	0	0	0	0	0	0	0	0	0	0	0	0	7	30.6	35	25 to 35	71.4	5	71.4
21/03/2024	07:00	0	2	4	6	3	0	0	0	0	0	0	0	0	0	0	0	0	0	0	15	25.5	31.7	20 to 30	66.7	3	20.0
21/03/2024	08:00	1	1	4	15	17	2	0	0	0	0	0	0	0	0	0	0	0	0	0	40	28.8	33.8	25 to 35	80.0	19	47.5
21/03/2024	09:00	5	3	10	42	10	4	0	0	0	0	0	0	0	0	0	0	0	0	0	74	26.4	31.5	20 to 30	70.3	14	18.9
21/03/2024	10:00	1	3	16	17	8	3	0	0	0	0	0	0	0	0	0	0	0	0	0	48	26	32.5	20 to 30	68.8	11	22.9
21/03/2024	11:00	2	6	12	25	16	2	0	0	0	0	0	0	0	0	0	0	0	0	0	63	26.4	32.8	25 to 35	65.1	18	28.6
21/03/2024	12:00	3	9	19	29	16	1	0	0	0	0	0	0	0	0	0	0	0	0	0	77	25.5	31.6	20 to 30	62.3	17	22.1
21/03/2024	13:00	0	4	12	36	13	1	0	0	0	0	0	0	0	0	0	0	0	0	0	66	27	31.5	25 to 35	74.2	14	21.2
21/03/2024	14:00	1	7	14	29	13	2	0	0	0	0	0	0	0	0	0	0	0	0	0	66	26.3	31.9	20 to 30	65.2	15	22.7
21/03/2024	15:00	0	3	18	42	18	2	0	0	0	0	0	0	0	0	0	0	0	0	0	83	27.3	32.2	20 to 30	72.3	20	24.1
21/03/2024	16:00	0	1	11	50	26	3	0	0	0	0	0	0	0	0	0	0	0	0	0	91	28.4	32.9	25 to 35	83.5	29	31.9
21/03/2024	17:00	0	1	19	51	33	3	1	0	0	0	0	0	0	0	0	0	0	0	0	108	28.4	33.2	25 to 35	77.8	37	34.3
21/03/2024	18:00	1	0	6	31	15	4	0	0	0	0	0	0	0	0	0	0	0	0	0	57	28.5	33.3	25 to 35	80.7	19	33.3
21/03/2024	19:00	0	1	7	12	8	2	0	1	0	0	0	0	0	0	0	0	0	0	0	31	28.4	33.8	25 to 35	64.5	11	35.5
21/03/2024	20:00	1	1	2	9	9	3	1	0	0	0	0	0	0	0	0	0	0	0	0	26	29	35	25 to 35	69.2	13	50.0
21/03/2024	21:00	0	0	5	9	3	0	0	0	0	0	0	0	0	0	0	0	0	0	0	17	26.7	30	20 to 30	82.4	3	17.6
21/03/2024	22:00	0	0	1	1	1	1	0	0	0	0	0	0	0	0	0	0	0	0	0	4	29.5	35	20 to 30	50.0	2	50.0
21/03/2024	23:00	0	0	0	2	3	0	0	0	0	0	0	0	0	0	0	0	0	0	0	5	30.2	33.3	25 to 35	100.0	3	60.0
24 Hr Summary		15	42	161	409	218	34	2	1	0	0	0	0	0	0	0	0	0	0	0	882	27.3	32.8	25 to 35	71.1	255	28.9

Incoming Histogram
 Bottom of Long Lane (Dedicated Post) - Facing Brundall

from Mon-Mar-04-2024-11-00-AM to Thu-Apr-04-2024-11-59-PM

Date	Starting Hr:min	<15	15 to <20	20 to <25	25 to <30	30 to <35	35 to <40	40 to <45	45 to <50	50 to <55	55 to <60	60 to <65	65 to <70	70 to <75	75 to <80	80 to <85	85 to <90	90 to <95	95 to <100	100 to >105	Total Counts	Avg Speed (MPH)	85pet Speed	10MPH Pace	% in pace	# of Speeders	% Speeders	
22/03/2024	00:00	0	0	0	0	1	0	0	0	0	0	0	0	0	0	0	0	0	0	0	0	1	32	35	25 to 35	100.0	1	100.0
22/03/2024	01:00	0	0	0	0	0	0	0	0	0	0	0	0	0	0	0	0	0	0	0	0	0	0	0	*	*	*	*
22/03/2024	02:00	0	0	0	0	0	0	0	0	0	0	0	0	0	0	0	0	0	0	0	0	0	0	0	*	*	*	*
22/03/2024	03:00	0	0	0	0	0	0	0	0	0	0	0	0	0	0	0	0	0	0	0	0	0	0	0	*	*	*	*
22/03/2024	04:00	0	0	0	1	0	0	0	0	0	0	0	0	0	0	0	0	0	0	0	0	1	27	30	20 to 30	100.0	*	*
22/03/2024	05:00	0	0	1	1	2	0	0	0	0	0	0	0	0	0	0	0	0	0	0	0	4	28.3	32.5	25 to 35	75.0	2	50.0
22/03/2024	06:00	0	0	2	6	2	2	0	0	0	0	0	0	0	0	0	0	0	0	0	0	12	28.8	35	20 to 30	66.7	4	33.3
22/03/2024	07:00	1	2	6	14	9	2	1	0	0	0	0	0	0	0	0	0	0	0	0	0	35	27.7	33.9	25 to 35	65.7	12	34.3
22/03/2024	08:00	0	3	8	27	16	3	0	0	0	0	0	0	0	0	0	0	0	0	0	0	57	28.1	33.1	25 to 35	75.4	19	33.3
22/03/2024	09:00	2	7	8	26	9	1	0	0	0	0	0	0	0	0	0	0	0	0	0	0	53	25.6	31.1	25 to 35	66.0	10	18.9
22/03/2024	10:00	0	0	8	32	14	3	0	0	0	0	0	0	0	0	0	0	0	0	0	0	57	28.4	32.9	25 to 35	80.7	17	29.8
22/03/2024	11:00	0	1	15	45	14	2	0	0	0	0	0	0	0	0	0	0	0	0	0	0	77	27.4	31.4	20 to 30	77.9	16	20.8
22/03/2024	12:00	0	2	20	50	24	4	0	0	0	0	0	0	0	0	0	0	0	0	0	0	100	27.8	32.7	25 to 35	74.0	28	28.0
22/03/2024	13:00	2	1	13	37	20	3	0	0	0	0	0	0	0	0	0	0	0	0	0	0	76	27.6	33	25 to 35	75.0	23	30.3
22/03/2024	14:00	1	3	11	32	17	5	0	0	0	0	0	0	0	0	0	0	0	0	0	0	69	27.8	33.5	25 to 35	71.0	22	31.9
22/03/2024	15:00	2	5	15	50	23	3	1	0	0	0	0	0	0	0	0	0	0	0	0	0	99	27.4	32.6	25 to 35	73.7	27	27.3
22/03/2024	16:00	1	2	17	57	32	3	1	0	0	0	0	0	0	0	0	0	0	0	0	0	113	28.2	33	25 to 35	78.8	36	31.9
22/03/2024	17:00	2	8	31	65	23	9	0	0	0	0	0	0	0	0	0	0	0	0	0	0	138	27	32.4	20 to 30	69.6	32	23.2
22/03/2024	18:00	0	2	31	47	13	0	0	0	0	0	0	0	0	0	0	0	0	0	0	0	93	26.2	29.9	20 to 30	83.9	13	14.0
22/03/2024	19:00	0	2	10	31	19	3	1	0	0	0	0	0	0	0	0	0	0	0	0	0	66	28.4	33.4	25 to 35	75.8	23	34.8
22/03/2024	20:00	0	2	5	13	10	0	0	1	0	0	0	0	0	0	0	0	0	0	0	0	31	28.1	33	25 to 35	74.2	11	35.5
22/03/2024	21:00	0	0	6	10	6	2	1	0	0	0	0	0	0	0	0	0	0	0	0	0	25	28.6	34.2	20 to 30	64.0	9	36.0
22/03/2024	22:00	0	1	3	5	1	2	1	0	0	0	0	0	0	0	0	0	0	0	0	0	13	28.2	37.5	20 to 30	61.5	4	30.8
22/03/2024	23:00	0	0	2	3	1	2	1	0	0	0	0	0	0	0	0	0	0	0	0	0	9	30.4	40	20 to 30	55.6	4	44.4
24 Hr Summary		11	41	212	552	256	49	7	1	0	0	0	0	0	0	0	0	0	0	0	0	1129	27.6	32.8	25 to 35	71.6	313	27.7

Incoming Histogram
Bottom of Long Lane (Dedicated Post) - Facing Brundall

from Mon-Mar-04-2024-11-00-AM to Thu-Apr-04-2024-11-59-PM

Date	Starting Hr:min	<15	15 to <20	20 to <25	25 to <30	30 to <35	35 to <40	40 to <45	45 to <50	50 to <55	55 to <60	60 to <65	65 to <70	70 to <75	75 to <80	80 to <85	85 to <90	90 to <95	95 to <100	100 to >105	Total Counts	Avg Speed (MPH)	85pet Speed	10MPH Pace	% in pace	# of Speeders	% Speeders	
23/03/2024	00:00	0	0	0	0	0	0	0	0	0	0	0	0	0	0	0	0	0	0	0	0	0	0	*	*	*	*	
23/03/2024	01:00	0	0	0	0	0	0	0	0	0	0	0	0	0	0	0	0	0	0	0	0	0	0	*	*	*	*	
23/03/2024	02:00	0	0	0	0	0	0	0	0	0	0	0	0	0	0	0	0	0	0	0	0	0	0	*	*	*	*	
23/03/2024	03:00	0	0	0	0	0	0	0	0	0	0	0	0	0	0	0	0	0	0	0	0	0	0	*	*	*	*	
23/03/2024	04:00	0	0	0	0	0	0	0	0	0	0	0	0	0	0	0	0	0	0	0	0	0	0	*	*	*	*	
23/03/2024	05:00	0	0	0	0	2	0	0	0	0	0	0	0	0	0	0	0	0	0	0	0	2	32	35	25 to 35	100.0	2	100.0
23/03/2024	06:00	0	0	0	1	1	0	0	0	0	0	0	0	0	0	0	0	0	0	0	0	2	29.5	35	25 to 35	100.0	1	50.0
23/03/2024	07:00	0	1	4	4	4	1	0	0	0	0	0	0	0	0	0	0	0	0	0	0	14	27	33.8	20 to 30	57.1	5	35.7
23/03/2024	08:00	0	1	4	13	13	0	0	0	0	0	0	0	0	0	0	0	0	0	0	0	31	28.5	33.1	25 to 35	83.9	13	41.9
23/03/2024	09:00	1	1	9	25	10	6	1	0	0	0	0	0	0	0	0	0	0	0	0	0	53	28.3	34.5	25 to 35	66.0	17	32.1
23/03/2024	10:00	0	6	22	11	9	0	0	0	0	0	0	0	0	0	0	0	0	0	0	0	48	24.8	31.1	20 to 30	68.8	9	18.8
23/03/2024	11:00	2	0	9	38	16	4	0	0	0	0	0	0	0	0	0	0	0	0	0	0	69	28.1	33.1	25 to 35	78.3	20	29.0
23/03/2024	12:00	0	4	15	44	18	6	0	0	0	0	0	0	0	0	0	0	0	0	0	0	87	27.8	33.1	25 to 35	71.3	24	27.6
23/03/2024	13:00	0	4	15	37	11	1	0	0	0	0	0	0	0	0	0	0	0	0	0	0	68	26.6	30.9	20 to 30	76.5	12	17.6
23/03/2024	14:00	0	2	15	36	11	2	0	0	0	0	0	0	0	0	0	0	0	0	0	0	66	27	31.4	20 to 30	77.3	13	19.7
23/03/2024	15:00	1	3	7	30	19	3	0	0	0	0	0	0	0	0	0	0	0	0	0	0	63	28.1	33.4	25 to 35	77.8	22	34.9
23/03/2024	16:00	0	2	15	27	16	2	0	0	0	0	0	0	0	0	0	0	0	0	0	0	62	27.4	32.8	25 to 35	69.4	18	29.0
23/03/2024	17:00	0	1	7	32	19	1	1	0	0	0	0	0	0	0	0	0	0	0	0	0	61	28.6	33.2	25 to 35	83.6	21	34.4
23/03/2024	18:00	0	4	17	27	14	3	2	0	0	0	0	0	0	0	0	0	0	0	0	0	67	27.4	33.2	20 to 30	65.7	19	28.4
23/03/2024	19:00	0	1	4	12	6	3	0	0	0	0	0	0	0	0	0	0	0	0	0	0	26	28.4	34.2	25 to 35	69.2	9	34.6
23/03/2024	20:00	0	2	4	8	2	4	0	0	0	0	0	0	0	0	0	0	0	0	0	0	20	27.6	36.2	20 to 30	60.0	6	30.0
23/03/2024	21:00	0	0	2	6	3	0	1	0	0	0	0	0	0	0	0	0	0	0	0	0	12	28.8	33.3	25 to 35	75.0	4	33.3
23/03/2024	22:00	0	0	3	5	1	1	1	0	0	0	0	0	0	0	0	0	0	0	0	0	11	28.6	35	20 to 30	72.7	3	27.3
23/03/2024	23:00	0	0	1	5	2	1	0	0	0	0	0	0	0	0	0	0	0	0	0	0	9	28.8	35	25 to 35	77.8	3	33.3
24 Hr Summary		4	32	153	361	177	38	6	0	0	0	0	0	0	0	0	0	0	0	0	771	27.6	33	25 to 35	69.8	221	28.7	

Incoming Histogram
 Bottom of Long Lane (Dedicated Post) - Facing Brundall

from Mon-Mar-04-2024-11-00-AM to Thu-Apr-04-2024-11-59-PM

Date	Starting Hr:min	<15	15 to <20	20 to <25	25 to <30	30 to <35	35 to <40	40 to <45	45 to <50	50 to <55	55 to <60	60 to <65	65 to <70	70 to <75	75 to <80	80 to <85	85 to <90	90 to <95	95 to <100	100 to >105	Total Counts	Avg Speed (MPH)	85pet Speed	10MPH Pace	% in pace	# of Speeders	% Speeders	
24/03/2024	00:00	0	0	0	0	1	0	0	0	0	0	0	0	0	0	0	0	0	0	0	0	1	32	35	25 to 35	100.0	1	100.0
24/03/2024	01:00	0	0	0	1	0	0	0	0	0	0	0	0	0	0	0	0	0	0	0	0	1	27	30	20 to 30	100.0	*	*
24/03/2024	02:00	0	0	0	0	0	0	0	0	0	0	0	0	0	0	0	0	0	0	0	0	0	0	0	*	*	*	*
24/03/2024	03:00	0	0	0	0	0	0	0	0	0	0	0	0	0	0	0	0	0	0	0	0	0	0	0	*	*	*	*
24/03/2024	04:00	0	0	0	0	0	0	0	0	0	0	0	0	0	0	0	0	0	0	0	0	0	0	0	*	*	*	*
24/03/2024	05:00	0	2	1	1	2	1	0	0	0	0	0	0	0	0	0	0	0	0	0	0	7	26.6	35	15 to 25	42.9	3	42.9
24/03/2024	06:00	0	0	0	3	1	0	0	0	0	0	0	0	0	0	0	0	0	0	0	0	4	28.5	30	25 to 35	100.0	1	25.0
24/03/2024	07:00	0	2	4	7	2	2	0	0	0	0	0	0	0	0	0	0	0	0	0	0	17	26.4	32.5	20 to 30	64.7	4	23.5
24/03/2024	08:00	0	2	2	9	2	0	0	0	0	0	0	0	0	0	0	0	0	0	0	0	15	26	30	20 to 30	73.3	2	13.3
24/03/2024	09:00	0	2	5	15	7	2	0	0	0	0	0	0	0	0	0	0	0	0	0	0	31	27.5	32.9	25 to 35	71.0	9	29.0
24/03/2024	10:00	1	4	12	28	9	0	0	0	0	0	0	0	0	0	0	0	0	0	0	0	54	26	30.6	20 to 30	74.1	9	16.7
24/03/2024	11:00	0	0	11	31	6	4	0	0	0	0	0	0	0	0	0	0	0	0	0	0	52	27.6	31.7	20 to 30	80.8	10	19.2
24/03/2024	12:00	0	3	11	36	19	3	0	0	0	0	0	0	0	0	0	0	0	0	0	0	72	27.9	32.9	25 to 35	76.4	22	30.6
24/03/2024	13:00	1	3	12	45	19	4	0	0	0	0	0	0	0	0	0	0	0	0	0	0	84	27.7	32.6	25 to 35	76.2	23	27.4
24/03/2024	14:00	0	2	13	25	19	2	0	0	0	0	0	0	0	0	0	0	0	0	0	0	61	27.8	33.2	25 to 35	72.1	21	34.4
24/03/2024	15:00	0	2	6	32	23	7	0	0	0	0	0	0	0	0	0	0	0	0	0	0	70	29.3	34.3	25 to 35	78.6	30	42.9
24/03/2024	16:00	0	1	10	36	20	2	0	0	0	0	0	0	0	0	0	0	0	0	0	0	69	28.2	33	25 to 35	81.2	22	31.9
24/03/2024	17:00	0	1	4	23	16	5	1	0	0	0	0	0	0	0	0	0	0	0	0	0	50	29.6	34.4	25 to 35	78.0	22	44.0
24/03/2024	18:00	0	0	4	22	13	3	0	0	0	0	0	0	0	0	0	0	0	0	0	0	42	29.1	33.8	25 to 35	83.3	16	38.1
24/03/2024	19:00	0	0	1	11	5	2	0	0	0	0	0	0	0	0	0	0	0	0	0	0	19	29.3	34	25 to 35	84.2	7	36.8
24/03/2024	20:00	0	0	0	5	6	3	1	0	0	0	0	0	0	0	0	0	0	0	0	0	15	32.1	38.3	25 to 35	73.3	10	66.7
24/03/2024	21:00	0	0	5	7	4	1	1	0	0	0	0	0	0	0	0	0	0	0	0	0	18	28.3	33.8	20 to 30	66.7	6	33.3
24/03/2024	22:00	0	0	0	3	0	0	0	0	0	0	0	0	0	0	0	0	0	0	0	0	3	27.3	30	20 to 30	100.0	*	*
24/03/2024	23:00	0	0	0	1	1	0	0	0	0	0	0	0	0	0	0	0	0	0	0	0	2	29.5	35	25 to 35	100.0	1	50.0
24 Hr Summary		2	24	101	341	175	41	3	0	0	0	0	0	0	0	0	0	0	0	0	0	687	28.1	33.3	25 to 35	75.1	219	31.9

Incoming Histogram
 Bottom of Long Lane (Dedicated Post) - Facing Brundall

from Mon-Mar-04-2024-11-00-AM to Thu-Apr-04-2024-11-59-PM

Date	Starting Hr:min	<15	15 to <20	20 to <25	25 to <30	30 to <35	35 to <40	40 to <45	45 to <50	50 to <55	55 to <60	60 to <65	65 to <70	70 to <75	75 to <80	80 to <85	85 to <90	90 to <95	95 to <100	100 to >105	Total Counts	Avg Speed (MPH)	85pet Speed	10MPH Pace	% in pace	# of Speeders	% Speeders
25/03/2024	00:00	0	0	0	1	0	0	0	0	0	0	0	0	0	0	0	0	0	0	0	1	27	30	20 to 30	100.0	*	*
25/03/2024	01:00	0	0	0	0	0	0	0	0	0	0	0	0	0	0	0	0	0	0	0	0	0	0	*	*	*	*
25/03/2024	02:00	0	0	0	0	0	0	0	0	0	0	0	0	0	0	0	0	0	0	0	0	0	0	*	*	*	*
25/03/2024	03:00	0	0	0	0	0	0	0	0	0	0	0	0	0	0	0	0	0	0	0	0	0	0	*	*	*	*
25/03/2024	04:00	0	0	0	0	0	0	0	0	0	0	0	0	0	0	0	0	0	0	0	0	0	0	*	*	*	*
25/03/2024	05:00	0	0	0	1	0	2	0	0	0	0	0	0	0	0	0	0	0	0	0	3	34	40	30 to 40	66.7	2	66.7
25/03/2024	06:00	0	0	0	2	2	3	0	0	0	0	0	0	0	0	0	0	0	0	0	7	32.9	38.3	30 to 40	71.4	5	71.4
25/03/2024	07:00	1	2	4	10	10	1	0	0	0	0	0	0	0	0	0	0	0	0	0	28	27.3	33.5	25 to 35	71.4	11	39.3
25/03/2024	08:00	1	0	1	13	19	5	0	0	0	0	0	0	0	0	0	0	0	0	0	39	30.4	34.7	25 to 35	82.1	24	61.5
25/03/2024	09:00	1	1	9	37	15	2	0	0	0	0	0	0	0	0	0	0	0	0	0	65	27.7	32.3	25 to 35	80.0	17	26.2
25/03/2024	10:00	0	2	14	25	13	1	1	0	0	0	0	0	0	0	0	0	0	0	0	56	27.3	32.7	20 to 30	69.6	15	26.8
25/03/2024	11:00	1	1	12	33	14	2	1	0	0	0	0	0	0	0	0	0	0	0	0	64	27.6	32.5	25 to 35	73.4	17	26.6
25/03/2024	12:00	0	3	13	27	20	2	0	0	0	0	0	0	0	0	0	0	0	0	0	65	27.8	33	25 to 35	72.3	22	33.8
25/03/2024	13:00	0	1	13	35	29	1	0	0	0	0	0	0	0	0	0	0	0	0	0	79	28.4	33.1	25 to 35	81.0	30	38.0
25/03/2024	14:00	1	2	9	42	16	0	0	0	0	0	0	0	0	0	0	0	0	0	0	70	27.4	31.9	25 to 35	82.9	16	22.9
25/03/2024	15:00	0	4	15	41	19	7	1	0	0	0	0	0	0	0	0	0	0	0	0	87	28	33.7	25 to 35	69.0	27	31.0
25/03/2024	16:00	2	5	13	37	28	3	1	0	0	0	0	0	0	0	0	0	0	0	0	89	27.8	33.4	25 to 35	73.0	32	36.0
25/03/2024	17:00	3	3	7	34	34	7	0	0	0	0	0	0	0	0	0	0	0	0	0	88	28.8	34.1	25 to 35	77.3	41	46.6
25/03/2024	18:00	3	2	8	32	19	5	0	0	0	0	0	0	0	0	0	0	0	0	0	69	28	33.7	25 to 35	73.9	24	34.8
25/03/2024	19:00	0	1	9	11	8	2	0	0	0	0	0	0	0	0	0	0	0	0	0	31	27.5	33.1	20 to 30	64.5	10	32.3
25/03/2024	20:00	0	2	1	6	6	4	0	0	0	0	0	0	0	0	0	0	0	0	0	19	29.5	36.2	25 to 35	63.2	10	52.6
25/03/2024	21:00	0	0	2	7	2	3	0	0	0	0	0	0	0	0	0	0	0	0	0	14	29.3	36.7	20 to 30	64.3	5	35.7
25/03/2024	22:00	0	0	1	3	7	1	0	0	0	0	0	0	0	0	0	0	0	0	0	12	30.4	34.3	25 to 35	83.3	8	66.7
25/03/2024	23:00	0	0	0	2	1	0	1	0	0	0	0	0	0	0	0	0	0	0	0	4	32	35	25 to 35	75.0	2	50.0
24 Hr Summary		13	29	131	399	262	51	5	0	0	0	0	0	0	0	0	0	0	0	0	890	28.2	33.5	25 to 35	74.3	318	35.7

Incoming Histogram
 Bottom of Long Lane (Dedicated Post) - Facing Brundall

from Mon-Mar-04-2024-11-00-AM to Thu-Apr-04-2024-11-59-PM

Date	Starting Hr:min	<15	15 to <20	20 to <25	25 to <30	30 to <35	35 to <40	40 to <45	45 to <50	50 to <55	55 to <60	60 to <65	65 to <70	70 to <75	75 to <80	80 to <85	85 to <90	90 to <95	95 to <100	100 to >105	Total Counts	Avg Speed (MPH)	85pet Speed	10MPH Pace	% in pace	# of Speeders	% Speeders
26/03/2024	00:00	0	0	0	1	0	1	0	0	0	0	0	0	0	0	0	0	0	0	0	2	32	40	20 to 30	50.0	1	50.0
26/03/2024	01:00	0	0	0	0	0	0	0	0	0	0	0	0	0	0	0	0	0	0	0	0	0	0	*	*	*	*
26/03/2024	02:00	0	0	0	0	0	0	0	0	0	0	0	0	0	0	0	0	0	0	0	0	0	0	*	*	*	*
26/03/2024	03:00	0	0	0	0	0	0	0	0	0	0	0	0	0	0	0	0	0	0	0	0	0	0	*	*	*	*
26/03/2024	04:00	0	0	0	0	0	0	0	0	0	0	0	0	0	0	0	0	0	0	0	0	0	0	*	*	*	*
26/03/2024	05:00	0	0	0	0	0	1	0	0	0	0	0	0	0	0	0	0	0	0	0	1	37	40	30 to 40	100.0	1	100.0
26/03/2024	06:00	0	0	0	4	3	2	0	0	0	0	0	0	0	0	0	0	0	0	0	9	30.9	37.5	25 to 35	77.8	5	55.6
26/03/2024	07:00	0	1	11	10	3	1	1	0	0	0	0	0	0	0	0	0	0	0	0	27	26.3	31.7	20 to 30	77.8	5	18.5
26/03/2024	08:00	2	1	2	24	22	5	0	0	0	0	0	0	0	0	0	0	0	0	0	56	29.2	34.3	25 to 35	82.1	27	48.2
26/03/2024	09:00	1	1	10	31	19	2	1	0	0	0	0	0	0	0	0	0	0	0	0	65	28.2	33.2	25 to 35	76.9	22	33.8
26/03/2024	10:00	2	4	11	30	10	3	0	0	0	0	0	0	0	0	0	0	0	0	0	60	26.5	32	20 to 30	68.3	13	21.7
26/03/2024	11:00	2	4	10	30	11	1	0	0	0	0	0	0	0	0	0	0	0	0	0	58	26.4	31.4	25 to 35	70.7	12	20.7
26/03/2024	12:00	2	2	12	19	18	0	0	0	0	0	0	0	0	0	0	0	0	0	0	53	26.8	32.8	25 to 35	69.8	18	34.0
26/03/2024	13:00	2	4	28	30	16	5	1	0	0	0	0	0	0	0	0	0	0	0	0	86	26.6	32.8	20 to 30	67.4	22	25.6
26/03/2024	14:00	1	0	11	38	17	1	0	0	0	0	0	0	0	0	0	0	0	0	0	68	27.8	32.4	25 to 35	80.9	18	26.5
26/03/2024	15:00	0	5	18	53	27	4	0	0	0	0	0	0	0	0	0	0	0	0	0	107	27.7	32.8	25 to 35	74.8	31	29.0
26/03/2024	16:00	2	2	18	53	24	8	0	0	0	0	0	0	0	0	0	0	0	0	0	107	27.9	33.3	25 to 35	72.0	32	29.9
26/03/2024	17:00	1	3	7	47	35	2	1	0	0	0	0	0	0	0	0	0	0	0	0	96	28.8	33.4	25 to 35	85.4	38	39.6
26/03/2024	18:00	0	0	12	26	18	1	0	0	0	0	0	0	0	0	0	0	0	0	0	57	28	32.8	25 to 35	77.2	19	33.3
26/03/2024	19:00	0	1	5	20	9	4	1	0	0	0	0	0	0	0	0	0	0	0	0	40	29	34.4	25 to 35	72.5	14	35.0
26/03/2024	20:00	0	0	5	7	8	0	0	0	0	0	0	0	0	0	0	0	0	0	0	20	27.8	33.1	25 to 35	75.0	8	40.0
26/03/2024	21:00	0	0	0	7	5	2	1	0	0	0	0	0	0	0	0	0	0	0	0	15	31.2	37.5	25 to 35	80.0	8	53.3
26/03/2024	22:00	0	0	1	2	0	1	0	0	0	0	0	0	0	0	0	0	0	0	0	4	28.3	30	20 to 30	75.0	1	25.0
26/03/2024	23:00	0	0	0	2	1	0	0	0	0	0	0	0	0	0	0	0	0	0	0	3	28.7	35	25 to 35	100.0	1	33.3
24 Hr Summary		15	28	161	434	246	44	6	0	0	0	0	0	0	0	0	0	0	0	0	934	27.8	33.2	25 to 35	72.8	296	31.7

Incoming Histogram
Bottom of Long Lane (Dedicated Post) - Facing Brundall

from Mon-Mar-04-2024-11-00-AM to Thu-Apr-04-2024-11-59-PM

Date	Starting Hr:min	<15	15 to <20	20 to <25	25 to <30	30 to <35	35 to <40	40 to <45	45 to <50	50 to <55	55 to <60	60 to <65	65 to <70	70 to <75	75 to <80	80 to <85	85 to <90	90 to <95	95 to <100	100 to >105	Total Counts	Avg Speed (MPH)	85pet Speed	10MPH Pace	% in pace	# of Speeders	% Speeders
27/03/2024	00:00	0	0	0	1	0	0	0	0	0	0	0	0	0	0	0	0	0	0	0	1	27	30	20 to 30	100.0	*	*
27/03/2024	01:00	0	0	0	0	0	0	0	0	0	0	0	0	0	0	0	0	0	0	0	0	0	0	*	*	*	*
27/03/2024	02:00	0	0	0	0	0	1	0	0	0	0	0	0	0	0	0	0	0	0	0	1	37	40	30 to 40	100.0	1	100.0
27/03/2024	03:00	0	0	0	0	0	0	0	0	0	0	0	0	0	0	0	0	0	0	0	0	0	0	*	*	*	*
27/03/2024	04:00	0	0	0	0	1	0	0	0	0	0	0	0	0	0	0	0	0	0	0	1	32	35	25 to 35	100.0	1	100.0
27/03/2024	05:00	0	0	0	0	1	0	0	0	0	0	0	0	0	0	0	0	0	0	0	1	32	35	25 to 35	100.0	1	100.0
27/03/2024	06:00	0	1	0	2	4	0	0	0	0	0	0	0	0	0	0	0	0	0	0	7	28.6	33.8	25 to 35	85.7	4	57.1
27/03/2024	07:00	0	0	6	10	6	1	0	0	0	0	0	0	0	0	0	0	0	0	0	23	27.7	33.3	20 to 30	69.6	7	30.4
27/03/2024	08:00	1	1	5	22	10	1	1	0	0	0	0	0	0	0	0	0	0	0	0	41	27.9	33	25 to 35	78.0	12	29.3
27/03/2024	09:00	0	2	7	27	13	5	0	0	0	0	0	0	0	0	0	0	0	0	0	54	28.4	33.8	25 to 35	74.1	18	33.3
27/03/2024	10:00	2	5	11	30	24	0	0	0	0	0	0	0	0	0	0	0	0	0	0	72	27.2	32.7	25 to 35	75.0	24	33.3
27/03/2024	11:00	0	2	8	27	18	3	0	0	0	0	0	0	0	0	0	0	0	0	0	58	28.3	33.3	25 to 35	77.6	21	36.2
27/03/2024	12:00	0	0	9	38	14	0	0	0	0	0	0	0	0	0	0	0	0	0	0	61	27.8	31.8	25 to 35	85.2	14	23.0
27/03/2024	13:00	3	1	14	29	17	5	0	0	0	0	0	0	0	0	0	0	0	0	0	69	27.3	33.5	25 to 35	66.7	22	31.9
27/03/2024	14:00	0	3	5	31	20	4	0	0	0	0	0	0	0	0	0	0	0	0	0	63	28.7	33.8	25 to 35	81.0	24	38.1
27/03/2024	15:00	0	1	9	33	23	3	1	0	0	0	0	0	0	0	0	0	0	0	0	70	28.8	33.7	25 to 35	80.0	27	38.6
27/03/2024	16:00	0	4	15	43	28	5	0	0	0	0	0	0	0	0	0	0	0	0	0	95	28.2	33.4	25 to 35	74.7	33	34.7
27/03/2024	17:00	1	1	21	45	34	10	2	0	0	0	0	0	0	0	0	0	0	0	0	114	28.9	34.3	25 to 35	69.3	46	40.4
27/03/2024	18:00	1	3	20	38	24	5	0	0	0	0	0	0	0	0	0	0	0	0	0	91	27.6	33.1	25 to 35	68.1	29	31.9
27/03/2024	19:00	0	0	13	22	15	5	1	0	0	0	0	0	0	0	0	0	0	0	0	56	28.7	34.3	25 to 35	66.1	21	37.5
27/03/2024	20:00	0	0	4	12	4	2	0	0	0	0	0	0	0	0	0	0	0	0	0	22	28.1	33.8	20 to 30	72.7	6	27.3
27/03/2024	21:00	0	1	3	9	4	1	0	0	0	0	0	0	0	0	0	0	0	0	0	18	27.6	32.5	25 to 35	72.2	5	27.8
27/03/2024	22:00	0	0	2	4	5	2	0	0	0	0	0	0	0	0	0	0	0	0	0	13	29.8	35	25 to 35	69.2	7	53.8
27/03/2024	23:00	0	0	1	0	1	0	0	1	0	0	0	0	0	0	0	0	0	0	0	3	33.7	50	15 to 25	33.3	2	66.7
24 Hr Summary		8	25	153	423	266	53	5	1	0	0	0	0	0	0	0	0	0	0	0	934	28.2	33.5	25 to 35	73.8	325	34.8

Incoming Histogram
 Bottom of Long Lane (Dedicated Post) - Facing Brundall

from Mon-Mar-04-2024-11-00-AM to Thu-Apr-04-2024-11-59-PM

Date	Starting Hr:min	<15	15 to <20	20 to <25	25 to <30	30 to <35	35 to <40	40 to <45	45 to <50	50 to <55	55 to <60	60 to <65	65 to <70	70 to <75	75 to <80	80 to <85	85 to <90	90 to <95	95 to <100	100 to >105	Total Counts	Avg Speed (MPH)	85pct Speed	10MPH Pace	% in pace	# of Speeders	% Speeders
28/03/2024	00:00	0	0	0	2	2	0	0	0	0	0	0	0	0	0	0	0	0	0	0	4	29.5	32.5	25 to 35	100.0	2	50.0
28/03/2024	01:00	0	0	0	1	0	2	0	0	0	0	0	0	0	0	0	0	0	0	0	3	33.7	40	30 to 40	66.7	2	66.7
28/03/2024	02:00	0	0	0	0	1	0	0	0	0	0	0	0	0	0	0	0	0	0	0	1	32	35	25 to 35	100.0	1	100.0
28/03/2024	03:00	0	0	0	0	0	0	0	0	0	0	0	0	0	0	0	0	0	0	0	0	0	0	*	*	*	*
28/03/2024	04:00	0	0	0	0	0	0	0	0	0	0	0	0	0	0	0	0	0	0	0	0	0	0	*	*	*	*
28/03/2024	05:00	0	0	0	1	1	0	0	0	0	0	0	0	0	0	0	0	0	0	0	2	29.5	35	25 to 35	100.0	1	50.0
28/03/2024	06:00	0	0	0	8	3	1	0	0	0	0	0	0	0	0	0	0	0	0	0	12	29.3	33.3	25 to 35	91.7	4	33.3
28/03/2024	07:00	0	2	4	8	4	0	0	0	0	0	0	0	0	0	0	0	0	0	0	18	26	31.2	20 to 30	66.7	4	22.2
28/03/2024	08:00	2	1	3	13	7	0	0	0	0	0	0	0	0	0	0	0	0	0	0	26	26.5	32.1	25 to 35	76.9	7	26.9
28/03/2024	09:00	0	1	10	25	12	2	0	0	0	0	0	0	0	0	0	0	0	0	0	50	27.7	32.5	25 to 35	74.0	14	28.0
28/03/2024	10:00	1	3	16	36	10	2	0	0	0	0	0	0	0	0	0	0	0	0	0	68	26.6	31	20 to 30	76.5	12	17.6
28/03/2024	11:00	0	5	22	37	20	2	0	0	0	0	0	0	0	0	0	0	0	0	0	86	26.9	32.2	20 to 30	68.6	22	25.6
28/03/2024	12:00	1	4	19	37	22	3	0	0	0	0	0	0	0	0	0	0	0	0	0	86	27.2	32.7	25 to 35	68.6	25	29.1
28/03/2024	13:00	1	1	15	39	15	3	0	1	0	0	0	0	0	0	0	0	0	0	0	75	27.7	32.7	20 to 30	72.0	19	25.3
28/03/2024	14:00	0	2	18	40	12	1	0	0	0	0	0	0	0	0	0	0	0	0	0	73	26.8	30.8	20 to 30	79.5	13	17.8
28/03/2024	15:00	0	5	15	57	16	1	1	0	0	0	0	0	0	0	0	0	0	0	0	95	27.2	31.2	25 to 35	76.8	18	18.9
28/03/2024	16:00	0	6	12	44	28	7	1	0	0	0	0	0	0	0	0	0	0	0	0	98	28.4	33.8	25 to 35	73.5	36	36.7
28/03/2024	17:00	0	1	4	41	35	10	0	0	0	0	0	0	0	0	0	0	0	0	0	91	30.1	34.4	25 to 35	83.5	45	49.5
28/03/2024	18:00	3	3	13	33	16	1	2	0	0	0	0	0	0	0	0	0	0	0	0	71	27	32.5	25 to 35	69.0	19	26.8
28/03/2024	19:00	2	3	2	10	11	5	0	0	0	0	0	0	0	0	0	0	0	0	0	33	28.1	35	25 to 35	63.6	16	48.5
28/03/2024	20:00	0	0	5	15	8	5	0	0	0	0	0	0	0	0	0	0	0	0	0	33	29.2	35	25 to 35	69.7	13	39.4
28/03/2024	21:00	1	1	6	10	14	0	0	0	0	0	0	0	0	0	0	0	0	0	0	32	27.8	33.2	25 to 35	75.0	14	43.8
28/03/2024	22:00	0	0	2	4	5	1	0	0	0	0	0	0	0	0	0	0	0	0	0	12	29.3	34	25 to 35	75.0	6	50.0
28/03/2024	23:00	0	1	1	1	2	2	0	0	0	0	0	0	0	0	0	0	0	0	0	7	29.1	37.5	30 to 40	57.1	4	57.1
24 Hr Summary		11	39	167	462	244	48	4	1	0	0	0	0	0	0	0	0	0	0	0	976	27.7	33.1	25 to 35	72.3	297	30.4

Incoming Histogram
Bottom of Long Lane (Dedicated Post) - Facing Brundall

from Mon-Mar-04-2024-11-00-AM to Thu-Apr-04-2024-11-59-PM

Date	Starting Hr:min	<15	15 to <20	20 to <25	25 to <30	30 to <35	35 to <40	40 to <45	45 to <50	50 to <55	55 to <60	60 to <65	65 to <70	70 to <75	75 to <80	80 to <85	85 to <90	90 to <95	95 to <100	100 to >105	Total Counts	Avg Speed (MPH)	85pet Speed	10MPH Pace	% in pace	# of Speeders	% Speeders
29/03/2024	00:00	0	0	0	1	0	0	0	0	0	0	0	0	0	0	0	0	0	0	0	1	27	30	20 to 30	100.0	*	*
29/03/2024	01:00	0	0	0	1	0	0	0	0	0	0	0	0	0	0	0	0	0	0	0	1	27	30	20 to 30	100.0	*	*
29/03/2024	02:00	0	0	0	0	0	0	0	0	0	0	0	0	0	0	0	0	0	0	0	0	0	0	*	*	*	*
29/03/2024	03:00	0	0	0	0	0	0	0	0	0	0	0	0	0	0	0	0	0	0	0	0	0	0	*	*	*	*
29/03/2024	04:00	0	0	0	0	0	1	0	0	0	0	0	0	0	0	0	0	0	0	0	1	37	40	30 to 40	100.0	1	100.0
29/03/2024	05:00	0	0	0	0	0	0	0	0	0	0	0	0	0	0	0	0	0	0	0	0	0	0	*	*	*	*
29/03/2024	06:00	0	0	0	0	2	0	1	0	0	0	0	0	0	0	0	0	0	0	0	3	35.3	45	25 to 35	66.7	3	100.0
29/03/2024	07:00	1	0	2	5	5	1	1	0	0	0	0	0	0	0	0	0	0	0	0	15	28.9	35	25 to 35	66.7	7	46.7
29/03/2024	08:00	0	2	2	11	8	2	0	0	0	0	0	0	0	0	0	0	0	0	0	25	28.4	33.8	25 to 35	76.0	10	40.0
29/03/2024	09:00	1	2	8	22	11	0	0	0	0	0	0	0	0	0	0	0	0	0	0	44	26.8	31.8	25 to 35	75.0	11	25.0
29/03/2024	10:00	1	4	16	28	15	2	0	0	0	0	0	0	0	0	0	0	0	0	0	66	26.7	32.3	20 to 30	66.7	17	25.8
29/03/2024	11:00	9	1	11	22	13	1	0	0	0	0	0	0	0	0	0	0	0	0	0	57	24.9	31.9	25 to 35	61.4	14	24.6
29/03/2024	12:00	0	5	13	40	28	2	1	0	0	0	0	0	0	0	0	0	0	0	0	89	28.1	33.2	25 to 35	76.4	31	34.8
29/03/2024	13:00	1	1	9	29	28	4	0	0	0	0	0	0	0	0	0	0	0	0	0	72	28.9	33.8	25 to 35	79.2	32	44.4
29/03/2024	14:00	0	5	13	26	17	3	1	0	0	0	0	0	0	0	0	0	0	0	0	65	27.6	33.2	25 to 35	66.2	21	32.3
29/03/2024	15:00	0	0	9	39	19	2	1	0	0	0	0	0	0	0	0	0	0	0	0	70	28.6	33.2	25 to 35	82.9	22	31.4
29/03/2024	16:00	0	1	12	25	27	4	0	0	0	0	0	0	0	0	0	0	0	0	0	69	28.9	33.9	25 to 35	75.4	31	44.9
29/03/2024	17:00	0	1	8	40	25	5	0	0	0	0	0	0	0	0	0	0	0	0	0	79	29	33.6	25 to 35	82.3	30	38.0
29/03/2024	18:00	1	0	6	35	18	3	0	0	0	0	0	0	0	0	0	0	0	0	0	63	28.6	33.3	25 to 35	84.1	21	33.3
29/03/2024	19:00	0	0	5	23	9	4	0	0	0	0	0	0	0	0	0	0	0	0	0	41	28.8	33.9	25 to 35	78.0	13	31.7
29/03/2024	20:00	0	0	0	13	7	4	0	0	0	0	0	0	0	0	0	0	0	0	0	24	30.3	35	25 to 35	83.3	11	45.8
29/03/2024	21:00	0	0	1	4	6	0	0	0	0	0	0	0	0	0	0	0	0	0	0	11	29.5	33.3	25 to 35	90.9	6	54.5
29/03/2024	22:00	1	1	1	5	1	3	0	0	0	0	0	0	0	0	0	0	0	0	0	12	27.6	36.7	20 to 30	50.0	4	33.3
29/03/2024	23:00	0	0	0	3	0	0	0	0	0	0	0	0	0	0	0	0	0	0	0	3	27.3	30	20 to 30	100.0	*	*
24 Hr Summary		15	23	116	372	239	41	5	0	0	0	0	0	0	0	0	0	0	0	0	811	28.1	33.4	25 to 35	75.3	285	35.1

Incoming Histogram
Bottom of Long Lane (Dedicated Post) - Facing Brundall

from Mon-Mar-04-2024-11-00-AM to Thu-Apr-04-2024-11-59-PM

Date	Starting Hr:min	<15	15 to <20	20 to <25	25 to <30	30 to <35	35 to <40	40 to <45	45 to <50	50 to <55	55 to <60	60 to <65	65 to <70	70 to <75	75 to <80	80 to <85	85 to <90	90 to <95	95 to <100	100 to >105	Total Counts	Avg Speed (MPH)	85pet Speed	10MPH Pace	% in pace	# of Speeders	% Speeders	
30/03/2024	00:00	0	0	0	0	0	0	0	0	0	0	0	0	0	0	0	0	0	0	0	0	0	0	*	*	*	*	
30/03/2024	01:00	0	0	0	0	1	0	0	0	0	0	0	0	0	0	0	0	0	0	0	0	1	32	35	25 to 35	100.0	1	100.0
30/03/2024	02:00	0	0	0	0	0	0	0	0	0	0	0	0	0	0	0	0	0	0	0	0	0	0	0	*	*	*	*
30/03/2024	03:00	0	0	0	1	0	0	0	0	0	0	0	0	0	0	0	0	0	0	0	0	1	27	30	20 to 30	100.0	*	*
30/03/2024	04:00	0	0	0	0	0	0	0	0	0	0	0	0	0	0	0	0	0	0	0	0	0	0	0	*	*	*	*
30/03/2024	05:00	0	0	0	0	1	0	0	0	0	0	0	0	0	0	0	0	0	0	0	0	1	32	35	25 to 35	100.0	1	100.0
30/03/2024	06:00	0	0	0	0	0	0	0	0	0	0	0	0	0	0	0	0	0	0	0	0	0	0	0	*	*	*	*
30/03/2024	07:00	0	1	1	2	6	1	0	0	0	0	0	0	0	0	0	0	0	0	0	0	11	29.4	34.2	25 to 35	72.7	7	63.6
30/03/2024	08:00	1	0	6	14	7	1	0	0	0	0	0	0	0	0	0	0	0	0	0	0	29	27.3	32.9	25 to 35	72.4	8	27.6
30/03/2024	09:00	1	1	10	26	9	1	0	0	0	0	0	0	0	0	0	0	0	0	0	0	48	26.9	31.7	20 to 30	75.0	10	20.8
30/03/2024	10:00	0	2	9	34	13	2	0	0	0	0	0	0	0	0	0	0	0	0	0	0	60	27.7	32.3	25 to 35	78.3	15	25.0
30/03/2024	11:00	0	2	7	29	30	2	1	0	0	0	0	0	0	0	0	0	0	0	0	0	71	29.2	33.7	25 to 35	83.1	33	46.5
30/03/2024	12:00	1	2	13	41	24	1	0	0	0	0	0	0	0	0	0	0	0	0	0	0	82	27.8	32.7	25 to 35	79.3	25	30.5
30/03/2024	13:00	0	4	13	39	22	1	0	1	0	0	0	0	0	0	0	0	0	0	0	0	80	27.8	32.7	25 to 35	76.3	24	30.0
30/03/2024	14:00	0	4	9	40	17	2	1	0	0	0	0	0	0	0	0	0	0	0	0	0	73	27.8	32.6	25 to 35	78.1	20	27.4
30/03/2024	15:00	0	4	18	42	11	1	0	0	0	0	0	0	0	0	0	0	0	0	0	0	76	26.5	30.5	20 to 30	78.9	12	15.8
30/03/2024	16:00	0	2	10	43	13	2	0	0	0	0	0	0	0	0	0	0	0	0	0	0	70	27.6	31.9	25 to 35	80.0	15	21.4
30/03/2024	17:00	0	2	13	42	18	2	1	0	0	0	0	0	0	0	0	0	0	0	0	0	78	27.9	32.5	25 to 35	76.9	21	26.9
30/03/2024	18:00	1	4	13	25	18	4	1	0	0	0	0	0	0	0	0	0	0	0	0	0	66	27.7	33.6	25 to 35	65.2	23	34.8
30/03/2024	19:00	0	1	11	14	10	2	1	1	0	0	0	0	0	0	0	0	0	0	0	0	40	28.2	34	20 to 30	62.5	14	35.0
30/03/2024	20:00	0	2	6	5	8	0	1	0	0	0	0	0	0	0	0	0	0	0	0	0	22	27.4	33.8	25 to 35	59.1	9	40.9
30/03/2024	21:00	0	0	1	10	5	1	0	0	0	0	0	0	0	0	0	0	0	0	0	0	17	29	33	25 to 35	88.2	6	35.3
30/03/2024	22:00	0	1	2	7	2	1	0	0	0	0	0	0	0	0	0	0	0	0	0	0	13	27.2	32.5	20 to 30	69.2	3	23.1
30/03/2024	23:00	1	0	0	4	2	0	0	0	0	0	0	0	0	0	0	0	0	0	0	0	7	25.6	32.5	25 to 35	85.7	2	28.6
24 Hr Summary		5	32	142	418	217	24	6	2	0	0	0	0	0	0	0	0	0	0	0	0	846	27.7	32.8	25 to 35	75.1	249	29.4

Incoming Histogram
 Bottom of Long Lane (Dedicated Post) - Facing Brundall

from Mon-Mar-04-2024-11-00-AM to Thu-Apr-04-2024-11-59-PM

Date	Starting Hr:min	<15	15 to <20	20 to <25	25 to <30	30 to <35	35 to <40	40 to <45	45 to <50	50 to <55	55 to <60	60 to <65	65 to <70	70 to <75	75 to <80	80 to <85	85 to <90	90 to <95	95 to <100	100 to >105	Total Counts	Avg Speed (MPH)	85pet Speed	10MPH Pace	% in pace	# of Speeders	% Speeders	
31/03/2024	00:00	0	0	0	0	2	0	1	0	0	0	0	0	0	0	0	0	0	0	0	0	3	35.3	45	25 to 35	66.7	3	100.0
31/03/2024	01:00	0	1	1	0	0	0	0	0	0	0	0	0	0	0	0	0	0	0	0	0	2	19.5	25	15 to 25	100.0	*	*
31/03/2024	02:00	0	0	0	1	0	0	0	0	0	0	0	0	0	0	0	0	0	0	0	0	1	27	30	20 to 30	100.0	*	*
31/03/2024	03:00	0	0	0	0	0	0	0	0	0	0	0	0	0	0	0	0	0	0	0	0	0	0	0	*	*	*	*
31/03/2024	04:00	0	0	0	0	0	0	0	0	0	0	0	0	0	0	0	0	0	0	0	0	0	0	0	*	*	*	*
31/03/2024	05:00	0	0	0	0	0	2	0	0	0	0	0	0	0	0	0	0	0	0	0	0	2	37	40	30 to 40	100.0	2	100.0
31/03/2024	06:00	0	0	1	3	2	1	0	0	0	0	0	0	0	0	0	0	0	0	0	0	7	29.1	35	25 to 35	71.4	3	42.9
31/03/2024	07:00	0	1	0	2	3	1	0	0	0	0	0	0	0	0	0	0	0	0	0	0	7	29.3	35	25 to 35	71.4	4	57.1
31/03/2024	08:00	0	0	4	14	2	0	0	0	0	0	0	0	0	0	0	0	0	0	0	0	20	26.7	29.6	20 to 30	90.0	2	10.0
31/03/2024	09:00	0	1	7	15	5	1	0	0	0	0	0	0	0	0	0	0	0	0	0	0	29	27	32	20 to 30	75.9	6	20.7
31/03/2024	10:00	1	4	13	18	9	3	1	0	0	0	0	0	0	0	0	0	0	0	0	0	49	26.7	33.3	20 to 30	63.3	13	26.5
31/03/2024	11:00	0	0	11	35	16	5	0	0	0	0	0	0	0	0	0	0	0	0	0	0	67	28.4	33.4	25 to 35	76.1	21	31.3
31/03/2024	12:00	0	5	17	30	10	4	0	0	0	0	0	0	0	0	0	0	0	0	0	0	66	26.7	32	20 to 30	71.2	14	21.2
31/03/2024	13:00	0	2	11	21	8	1	0	0	0	0	0	0	0	0	0	0	0	0	0	0	43	26.7	31.9	20 to 30	74.4	9	20.9
31/03/2024	14:00	0	3	9	26	6	1	0	0	0	0	0	0	0	0	0	0	0	0	0	0	45	26.5	30	20 to 30	77.8	7	15.6
31/03/2024	15:00	0	1	8	20	10	3	0	0	0	0	0	0	0	0	0	0	0	0	0	0	42	28	33.5	25 to 35	71.4	13	31.0
31/03/2024	16:00	0	0	5	22	10	4	0	0	0	0	0	0	0	0	0	0	0	0	0	0	41	28.9	34	25 to 35	78.0	14	34.1
31/03/2024	17:00	0	1	5	16	7	1	0	0	0	0	0	0	0	0	0	0	0	0	0	0	30	27.6	32.9	25 to 35	76.7	8	26.7
31/03/2024	18:00	0	0	4	18	11	4	0	0	0	0	0	0	0	0	0	0	0	0	0	0	37	29.3	34.1	25 to 35	78.4	15	40.5
31/03/2024	19:00	0	1	3	11	7	4	0	0	0	0	0	0	0	0	0	0	0	0	0	0	26	29.2	35	25 to 35	69.2	11	42.3
31/03/2024	20:00	0	0	1	8	5	0	0	0	0	0	0	0	0	0	0	0	0	0	0	0	14	28.8	33	25 to 35	92.9	5	35.7
31/03/2024	21:00	0	0	0	2	0	0	0	0	0	0	0	0	0	0	0	0	0	0	0	0	2	27	30	20 to 30	100.0	*	*
31/03/2024	22:00	0	0	0	1	2	0	0	0	0	0	0	0	0	0	0	0	0	0	0	0	3	30.3	35	25 to 35	100.0	2	66.7
31/03/2024	23:00	0	0	0	1	0	0	0	0	0	0	0	0	0	0	0	0	0	0	0	0	1	27	30	20 to 30	100.0	*	*
24 Hr Summary		1	20	100	264	115	35	2	0	0	0	0	0	0	0	0	0	0	0	0	0	537	27.7	33.1	25 to 35	70.6	152	28.3

Incoming Histogram
 Bottom of Long Lane (Dedicated Post) - Facing Brundall

from Mon-Mar-04-2024-11-00-AM to Thu-Apr-04-2024-11-59-PM

Date	Starting Hr:min	<15	15 to <20	20 to <25	25 to <30	30 to <35	35 to <40	40 to <45	45 to <50	50 to <55	55 to <60	60 to <65	65 to <70	70 to <75	75 to <80	80 to <85	85 to <90	90 to <95	95 to <100	100 to >105	Total Counts	Avg Speed (MPH)	85pet Speed	10MPH Pace	% in pace	# of Speeders	% Speeders	
01/04/2024	00:00	0	0	0	0	0	0	0	0	0	0	0	0	0	0	0	0	0	0	0	0	0	0	*	*	*	*	
01/04/2024	01:00	0	0	0	1	0	0	0	0	0	0	0	0	0	0	0	0	0	0	0	0	1	27	30	20 to 30	100.0	*	*
01/04/2024	02:00	0	0	0	0	0	0	0	0	0	0	0	0	0	0	0	0	0	0	0	0	0	0	*	*	*	*	
01/04/2024	03:00	0	0	0	0	0	1	0	0	0	0	0	0	0	0	0	0	0	0	0	0	1	37	40	30 to 40	100.0	1	100.0
01/04/2024	04:00	0	0	0	0	0	0	0	0	0	0	0	0	0	0	0	0	0	0	0	0	0	0	*	*	*	*	
01/04/2024	05:00	0	0	0	0	0	0	0	0	0	0	0	0	0	0	0	0	0	0	0	0	0	0	*	*	*	*	
01/04/2024	06:00	0	0	3	5	1	1	0	0	0	0	0	0	0	0	0	0	0	0	0	0	10	27.1	30	20 to 30	80.0	2	20.0
01/04/2024	07:00	0	2	3	8	3	0	0	0	0	0	0	0	0	0	0	0	0	0	0	0	16	25.9	31.7	20 to 30	68.8	3	18.8
01/04/2024	08:00	2	2	11	21	4	1	0	0	0	0	0	0	0	0	0	0	0	0	0	0	41	25.3	29.8	20 to 30	78.0	5	12.2
01/04/2024	09:00	1	4	18	16	7	1	0	0	0	0	0	0	0	0	0	0	0	0	0	0	47	25.1	30.7	20 to 30	72.3	8	17.0
01/04/2024	10:00	1	2	20	31	9	2	0	0	0	0	0	0	0	0	0	0	0	0	0	0	65	26.2	30.6	20 to 30	78.5	11	16.9
01/04/2024	11:00	0	4	24	37	22	2	0	0	0	0	0	0	0	0	0	0	0	0	0	0	89	27	32.5	20 to 30	68.5	24	27.0
01/04/2024	12:00	1	1	13	36	25	1	0	0	0	0	0	0	0	0	0	0	0	0	0	0	77	28	32.8	25 to 35	79.2	26	33.8
01/04/2024	13:00	0	0	15	28	15	3	0	0	0	0	0	0	0	0	0	0	0	0	0	0	61	27.8	33	20 to 30	70.5	18	29.5
01/04/2024	14:00	1	0	11	30	10	1	0	0	0	0	0	0	0	0	0	0	0	0	0	0	53	27.1	31.5	20 to 30	77.4	11	20.8
01/04/2024	15:00	1	1	6	27	20	2	1	0	0	0	0	0	0	0	0	0	0	0	0	0	58	28.7	33.5	25 to 35	81.0	23	39.7
01/04/2024	16:00	0	0	5	20	19	1	1	0	0	0	0	0	0	0	0	0	0	0	0	0	46	29.4	33.7	25 to 35	84.8	21	45.7
01/04/2024	17:00	0	0	3	12	21	6	0	0	0	0	0	0	0	0	0	0	0	0	0	0	42	30.8	35	25 to 35	78.6	27	64.3
01/04/2024	18:00	1	0	5	11	14	0	0	0	0	0	0	0	0	0	0	0	0	0	0	0	31	28.3	33.2	25 to 35	80.6	14	45.2
01/04/2024	19:00	0	0	0	12	4	4	0	0	0	0	0	0	0	0	0	0	0	0	0	0	20	30.3	36.2	25 to 35	80.0	8	40.0
01/04/2024	20:00	0	0	4	4	5	1	1	0	0	0	0	0	0	0	0	0	0	0	0	0	15	29.1	35	25 to 35	60.0	7	46.7
01/04/2024	21:00	0	0	1	4	1	1	0	0	0	0	0	0	0	0	0	0	0	0	0	0	7	28.6	35	20 to 30	71.4	2	28.6
01/04/2024	22:00	0	0	0	2	1	0	0	0	0	0	0	0	0	0	0	0	0	0	0	0	3	28.7	35	25 to 35	100.0	1	33.3
01/04/2024	23:00	0	0	0	0	0	1	0	0	0	0	0	0	0	0	0	0	0	0	0	0	1	37	40	30 to 40	100.0	1	100.0
24 Hr Summary		8	16	142	305	181	29	3	0	0	0	0	0	0	0	0	0	0	0	0	0	684	27.7	33	25 to 35	71.1	213	31.1

Incoming Histogram
 Bottom of Long Lane (Dedicated Post) - Facing Brundall

from Mon-Mar-04-2024-11-00-AM to Thu-Apr-04-2024-11-59-PM

Date	Starting Hr:min	<15	15 to <20	20 to <25	25 to <30	30 to <35	35 to <40	40 to <45	45 to <50	50 to <55	55 to <60	60 to <65	65 to <70	70 to <75	75 to <80	80 to <85	85 to <90	90 to <95	95 to <100	100 to >105	Total Counts	Avg Speed (MPH)	85pet Speed	10MPH Pace	% in pace	# of Speeders	% Speeders	
02/04/2024	00:00	0	0	0	0	0	0	0	0	0	0	0	0	0	0	0	0	0	0	0	0	0	0	*	*	*	*	
02/04/2024	01:00	0	0	0	0	0	0	0	0	0	0	0	0	0	0	0	0	0	0	0	0	0	0	*	*	*	*	
02/04/2024	02:00	0	0	0	0	0	0	0	0	0	0	0	0	0	0	0	0	0	0	0	0	0	0	*	*	*	*	
02/04/2024	03:00	0	0	0	0	0	0	0	0	0	0	0	0	0	0	0	0	0	0	0	0	0	0	*	*	*	*	
02/04/2024	04:00	0	0	1	0	0	1	0	0	0	0	0	0	0	0	0	0	0	0	0	0	2	29.5	40	15 to 25	50.0	1	50.0
02/04/2024	05:00	0	0	0	1	2	1	0	0	0	0	0	0	0	0	0	0	0	0	0	0	4	32	35	25 to 35	75.0	3	75.0
02/04/2024	06:00	1	2	1	10	6	3	2	0	0	0	0	0	0	0	0	0	0	0	0	0	25	29.2	36.7	25 to 35	64.0	11	44.0
02/04/2024	07:00	0	0	7	15	6	2	1	0	0	0	0	0	0	0	0	0	0	0	0	0	31	28.2	33.3	20 to 30	71.0	9	29.0
02/04/2024	08:00	0	4	9	27	9	0	0	0	0	0	0	0	0	0	0	0	0	0	0	0	49	26.5	31.1	20 to 30	73.5	9	18.4
02/04/2024	09:00	1	4	14	29	6	0	0	0	0	0	0	0	0	0	0	0	0	0	0	0	54	25.5	29.7	20 to 30	79.6	6	11.1
02/04/2024	10:00	3	11	24	32	5	1	0	0	0	0	0	0	0	0	0	0	0	0	0	0	76	24.2	29.2	20 to 30	73.7	6	7.9
02/04/2024	11:00	2	9	21	40	12	2	0	0	0	0	0	0	0	0	0	0	0	0	0	0	86	25.6	30.4	20 to 30	70.9	14	16.3
02/04/2024	12:00	0	2	8	23	11	0	0	0	0	0	0	0	0	0	0	0	0	0	0	0	44	27.2	31.8	25 to 35	77.3	11	25.0
02/04/2024	13:00	1	3	13	34	16	0	0	0	0	0	0	0	0	0	0	0	0	0	0	0	67	26.9	31.9	25 to 35	74.6	16	23.9
02/04/2024	14:00	0	3	19	51	18	1	1	0	0	0	0	0	0	0	0	0	0	0	0	0	93	27.3	31.7	20 to 30	75.3	20	21.5
02/04/2024	15:00	1	5	24	46	23	3	0	0	0	0	0	0	0	0	0	0	0	0	0	0	102	27	32.4	20 to 30	68.6	26	25.5
02/04/2024	16:00	1	1	18	47	19	2	1	0	0	0	0	0	0	0	0	0	0	0	0	0	89	27.6	32.4	25 to 35	74.2	22	24.7
02/04/2024	17:00	1	2	17	26	11	3	0	0	0	0	0	0	0	0	0	0	0	0	0	0	60	26.7	32.3	20 to 30	71.7	14	23.3
02/04/2024	18:00	0	1	2	34	12	1	0	0	0	0	0	0	0	0	0	0	0	0	0	0	50	28.3	32.1	25 to 35	92.0	13	26.0
02/04/2024	19:00	0	0	6	9	7	1	0	0	0	0	0	0	0	0	0	0	0	0	0	0	23	27.8	33.6	25 to 35	69.6	8	34.8
02/04/2024	20:00	1	0	4	8	7	4	1	0	0	0	0	0	0	0	0	0	0	0	0	0	25	29.4	36.2	25 to 35	60.0	12	48.0
02/04/2024	21:00	0	0	0	4	1	2	0	0	0	0	0	0	0	0	0	0	0	0	0	0	7	30.7	37.5	25 to 35	71.4	3	42.9
02/04/2024	22:00	0	0	1	1	1	0	0	0	0	0	0	0	0	0	0	0	0	0	0	0	3	27	35	20 to 30	66.7	1	33.3
02/04/2024	23:00	0	0	0	1	0	0	0	0	0	0	0	0	0	0	0	0	0	0	0	0	1	27	30	20 to 30	100.0	*	*
24 Hr Summary		12	47	189	438	172	27	6	0	0	0	0	0	0	0	0	0	0	0	0	0	891	26.9	32.1	20 to 30	70.4	205	23.0

Incoming Histogram
Bottom of Long Lane (Dedicated Post) - Facing Brundall

from Mon-Mar-04-2024-11-00-AM to Thu-Apr-04-2024-11-59-PM

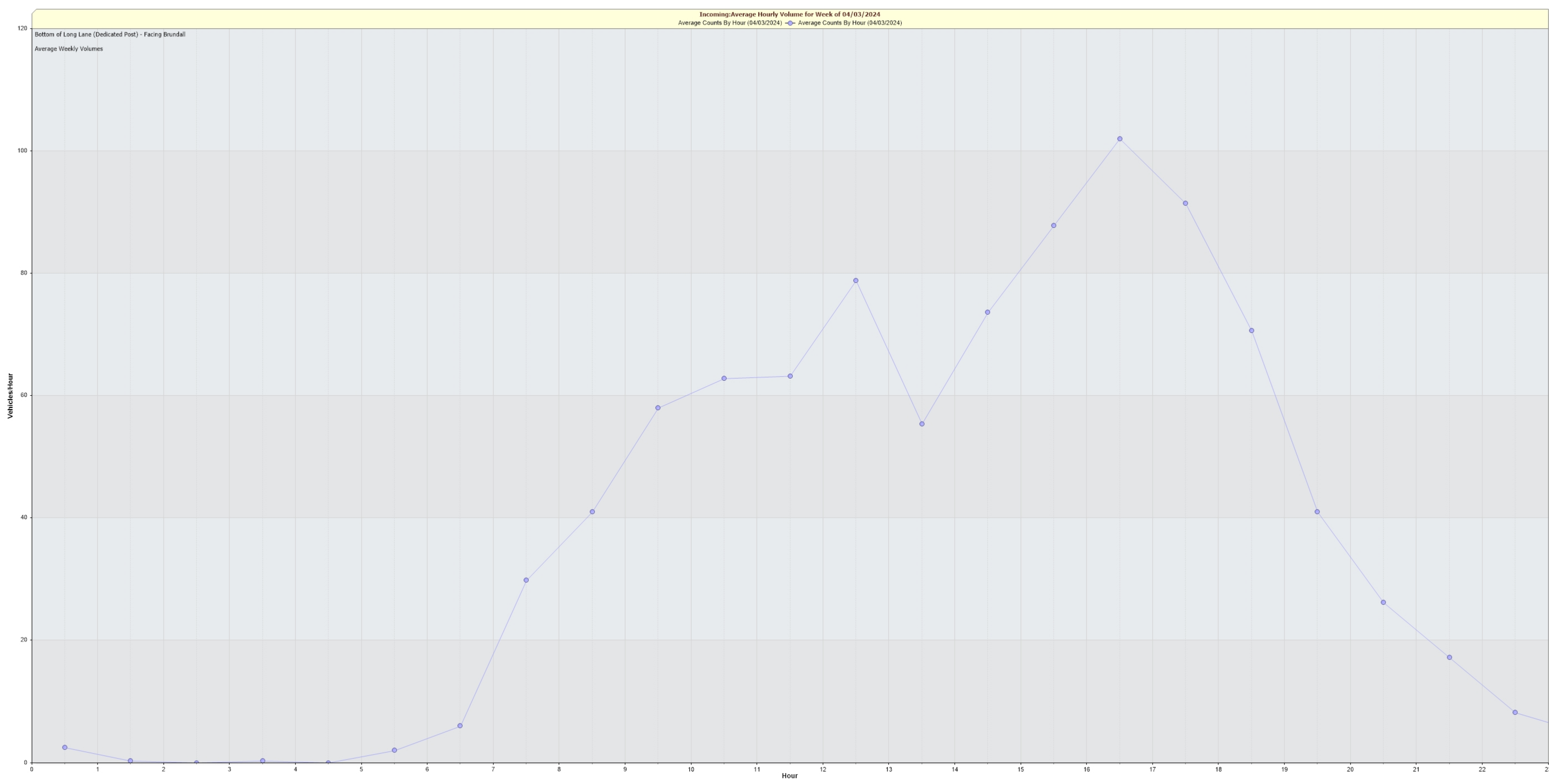
Date	Starting Hr:min	<15	15 to <20	20 to <25	25 to <30	30 to <35	35 to <40	40 to <45	45 to <50	50 to <55	55 to <60	60 to <65	65 to <70	70 to <75	75 to <80	80 to <85	85 to <90	90 to <95	95 to <100	100 to >105	Total Counts	Avg Speed (MPH)	85pet Speed	10MPH Pace	% in pace	# of Speeders	% Speeders
03/04/2024	00:00	0	0	0	0	0	0	0	0	0	0	0	0	0	0	0	0	0	0	0	0	0	0	*	*	*	*
03/04/2024	01:00	0	0	0	0	0	0	0	0	0	0	0	0	0	0	0	0	0	0	0	0	0	0	*	*	*	*
03/04/2024	02:00	0	0	0	0	0	0	0	0	0	0	0	0	0	0	0	0	0	0	0	0	0	0	*	*	*	*
03/04/2024	03:00	0	0	0	0	0	0	0	0	0	0	0	0	0	0	0	0	0	0	0	0	0	0	*	*	*	*
03/04/2024	04:00	0	0	1	0	1	0	0	0	0	0	0	0	0	0	0	0	0	0	0	2	27	35	15 to 25	50.0	1	50.0
03/04/2024	05:00	0	0	0	1	3	0	0	0	0	0	0	0	0	0	0	0	0	0	0	4	31	33.3	25 to 35	100.0	3	75.0
03/04/2024	06:00	0	0	8	5	3	1	0	0	0	0	0	0	0	0	0	0	0	0	0	17	26.2	31.7	20 to 30	76.5	4	23.5
03/04/2024	07:00	0	2	10	14	6	0	0	0	0	0	0	0	0	0	0	0	0	0	0	32	25.9	30.8	20 to 30	75.0	6	18.8
03/04/2024	08:00	0	2	11	23	2	1	0	0	0	0	0	0	0	0	0	0	0	0	0	39	25.8	29.3	20 to 30	87.2	3	7.7
03/04/2024	09:00	4	4	14	31	6	0	0	0	0	0	0	0	0	0	0	0	0	0	0	59	24.9	29.5	20 to 30	76.3	6	10.2
03/04/2024	10:00	1	8	25	32	12	0	0	0	0	0	0	0	0	0	0	0	0	0	0	78	25.2	30	20 to 30	73.1	12	15.4
03/04/2024	11:00	0	1	9	40	14	1	0	0	0	0	0	0	0	0	0	0	0	0	0	65	27.7	31.8	25 to 35	83.1	15	23.1
03/04/2024	12:00	1	2	12	31	21	3	0	0	0	0	0	0	0	0	0	0	0	0	0	70	27.9	33.3	25 to 35	74.3	24	34.3
03/04/2024	13:00	1	3	20	34	16	2	0	0	0	0	0	0	0	0	0	0	0	0	0	76	26.7	32.2	20 to 30	71.1	18	23.7
03/04/2024	14:00	0	2	18	43	21	1	0	0	0	0	0	0	0	0	0	0	0	0	0	85	27.4	32.1	25 to 35	75.3	22	25.9
03/04/2024	15:00	2	1	21	47	31	5	0	0	0	0	0	0	0	0	0	0	0	0	0	107	27.9	33.2	25 to 35	72.9	36	33.6
03/04/2024	16:00	0	0	12	54	29	5	1	0	0	0	0	0	0	0	0	0	0	0	0	101	28.9	33.4	25 to 35	82.2	35	34.7
03/04/2024	17:00	0	0	10	32	18	2	0	0	0	0	0	0	0	0	0	0	0	0	0	62	28.3	33.1	25 to 35	80.6	20	32.3
03/04/2024	18:00	0	0	5	22	14	1	1	0	0	0	0	0	0	0	0	0	0	0	0	43	28.9	33.6	25 to 35	83.7	16	37.2
03/04/2024	19:00	0	0	6	11	8	3	0	0	0	0	0	0	0	0	0	0	0	0	0	28	28.6	34.4	25 to 35	67.9	11	39.3
03/04/2024	20:00	0	0	3	8	6	1	1	0	0	0	0	0	0	0	0	0	0	0	0	19	29.3	34.2	25 to 35	73.7	8	42.1
03/04/2024	21:00	1	1	1	3	4	0	1	0	0	0	0	0	0	0	0	0	0	0	0	11	27.7	33.8	25 to 35	63.6	5	45.5
03/04/2024	22:00	0	0	0	0	2	1	0	1	0	0	0	0	0	0	0	0	0	0	0	4	37	40	30 to 40	75.0	4	100.0
03/04/2024	23:00	0	0	3	1	0	0	0	0	0	0	0	0	0	0	0	0	0	0	0	4	23.5	25	20 to 30	100.0	*	*
24 Hr Summary		10	26	189	432	217	27	4	1	0	0	0	0	0	0	0	0	0	0	0	906	27.4	32.6	25 to 35	71.6	249	27.5

Incoming Histogram
Bottom of Long Lane (Dedicated Post) - Facing Brundall

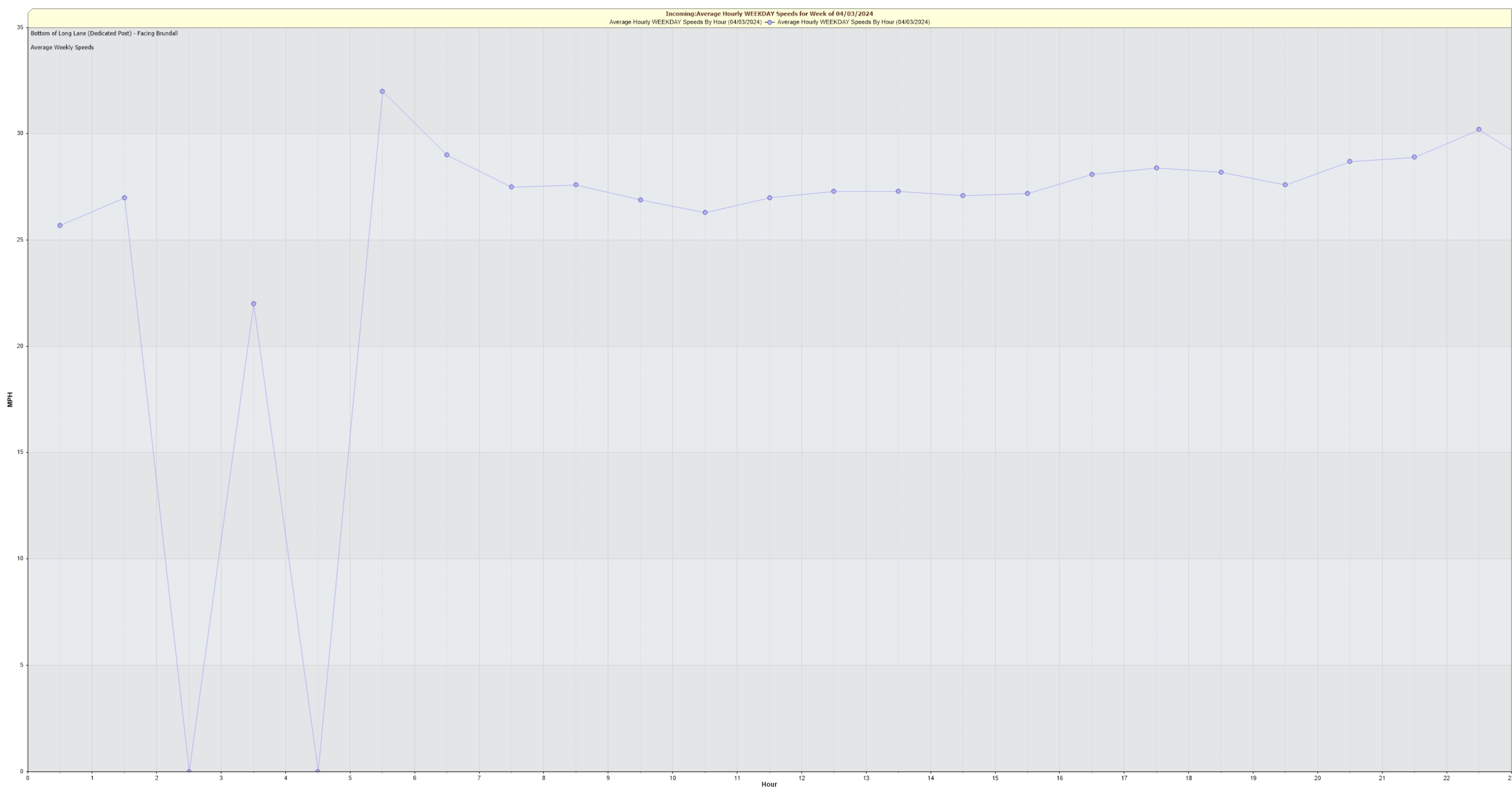
from Mon-Mar-04-2024-11-00-AM to Thu-Apr-04-2024-11-59-PM

Date	Starting Hr:min	<15	15 to <20	20 to <25	25 to <30	30 to <35	35 to <40	40 to <45	45 to <50	50 to <55	55 to <60	60 to <65	65 to <70	70 to <75	75 to <80	80 to <85	85 to <90	90 to <95	95 to <100	100 to >105	Total Counts	Avg Speed (MPH)	85pet Speed	10MPH Pace	% in pace	# of Speeders	% Speeders
04/04/2024	00:00	0	0	0	0	0	0	0	0	0	0	0	0	0	0	0	0	0	0	0	0	0	0	*	*	*	*
04/04/2024	01:00	0	0	0	0	0	0	0	0	0	0	0	0	0	0	0	0	0	0	0	0	0	0	*	*	*	*
04/04/2024	02:00	0	0	0	0	0	0	0	0	0	0	0	0	0	0	0	0	0	0	0	0	0	0	*	*	*	*
04/04/2024	03:00	0	0	0	0	0	1	0	0	0	0	0	0	0	0	0	0	0	0	0	1	37	40	30 to 40	100.0	1	100.0
04/04/2024	04:00	0	0	0	0	1	0	0	0	0	0	0	0	0	0	0	0	0	0	0	1	32	35	25 to 35	100.0	1	100.0
04/04/2024	05:00	0	0	2	2	1	1	0	0	0	0	0	0	0	0	0	0	0	0	0	6	27.8	35	20 to 30	66.7	2	33.3
04/04/2024	06:00	0	1	4	10	1	0	0	0	0	0	0	0	0	0	0	0	0	0	0	16	25.6	29.5	20 to 30	87.5	1	6.3
04/04/2024	07:00	0	2	6	10	6	0	0	0	0	0	0	0	0	0	0	0	0	0	0	24	26.3	31.7	20 to 30	66.7	6	25.0
04/04/2024	08:00	1	2	6	30	5	2	0	0	0	0	0	0	0	0	0	0	0	0	0	46	26.8	30	20 to 30	78.3	7	15.2
04/04/2024	09:00	0	9	15	27	4	0	0	0	0	0	0	0	0	0	0	0	0	0	0	55	24.7	29.3	20 to 30	76.4	4	7.3
04/04/2024	10:00	0	7	15	28	9	0	0	0	0	0	0	0	0	0	0	0	0	0	0	59	25.6	30	20 to 30	72.9	9	15.3
04/04/2024	11:00	0	0	26	27	10	2	0	0	0	0	0	0	0	0	0	0	0	0	0	65	26.4	31	20 to 30	81.5	12	18.5
04/04/2024	12:00	0	3	15	25	11	0	0	0	0	0	0	0	0	0	0	0	0	0	0	54	26.4	31.4	20 to 30	74.1	11	20.4
04/04/2024	13:00	0	1	9	39	16	5	0	0	0	0	0	0	0	0	0	0	0	0	0	70	28.4	33.4	25 to 35	78.6	21	30.0
04/04/2024	14:00	1	4	16	40	14	5	0	0	0	0	0	0	0	0	0	0	0	0	0	80	27.2	32.5	20 to 30	70.0	19	23.8
04/04/2024	15:00	0	1	22	55	34	1	0	0	0	0	0	0	0	0	0	0	0	0	0	113	27.9	32.6	25 to 35	78.8	35	31.0
04/04/2024	16:00	0	1	22	48	32	5	0	0	0	0	0	0	0	0	0	0	0	0	0	108	28.2	33.3	25 to 35	74.1	37	34.3
04/04/2024	17:00	1	0	9	29	15	3	1	0	0	0	0	0	0	0	0	0	0	0	0	58	28.3	33.3	25 to 35	75.9	19	32.8
04/04/2024	18:00	2	1	8	16	12	4	0	0	0	0	0	0	0	0	0	0	0	0	0	43	27.7	34.2	25 to 35	65.1	16	37.2
04/04/2024	19:00	0	0	2	11	8	1	1	0	0	0	0	0	0	0	0	0	0	0	0	23	29.7	34.4	25 to 35	82.6	10	43.5
04/04/2024	20:00	0	1	5	6	6	0	0	0	0	0	0	0	0	0	0	0	0	0	0	18	27	32.5	25 to 35	66.7	6	33.3
04/04/2024	21:00	0	0	1	1	5	1	0	0	0	0	0	0	0	0	0	0	0	0	0	8	30.8	35	25 to 35	75.0	6	75.0
04/04/2024	22:00	0	1	0	2	1	0	0	0	0	0	0	0	0	0	0	0	0	0	0	4	25.8	30	25 to 35	75.0	1	25.0
04/04/2024	23:00	0	0	0	1	1	0	0	0	0	0	0	0	0	0	0	0	0	0	0	2	29.5	35	25 to 35	100.0	1	50.0
24 Hr Summary		5	34	183	407	192	31	2	0	0	0	0	0	0	0	0	0	0	0	0	854	27.3	32.5	25 to 35	70.1	225	26.3

Bottom of Long Lane (Dedicated Post) - Facing Brundall
Average Weekly Volumes



Bottom of Long Lane (Dedicated Post) - Facing Brundall
Average Weekly Speeds



Bottom of Long Lane (Dedicated Post) - Facing Brundall
Daily Volumes

