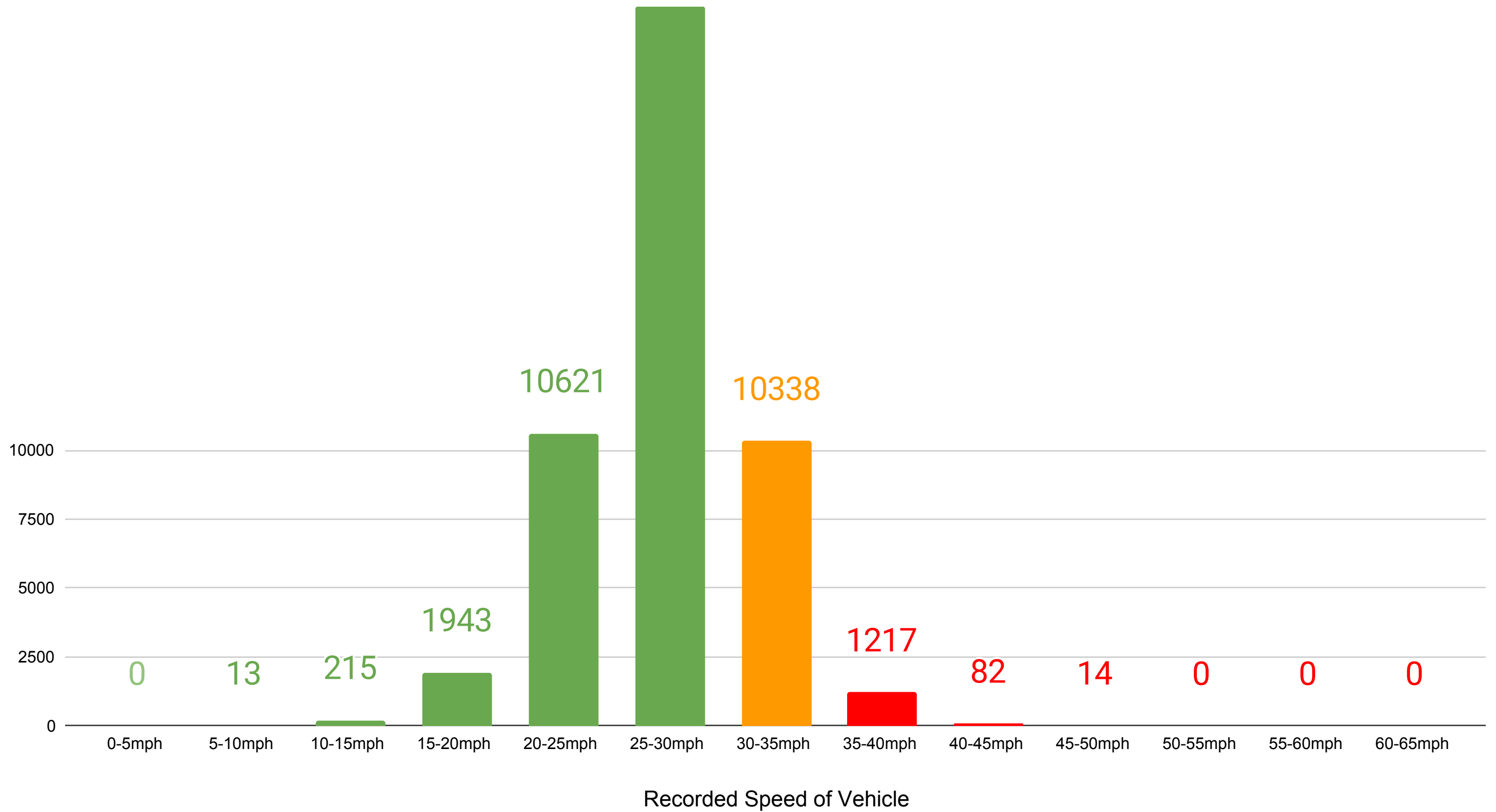


Site 1B (10 Long Lane, Facing Brundall) April 2024 (50532 counts)

26089

Number of Vehicles Counted



For Project: Site 1B (outside no 10 Long Lane)  
 Project Notes:  
 Location/Name: Incoming  
 Report Generated: 07/05/2024 17:53:26  
 Speed Intervals: 5 MPH  
 Time Intervals: Instant  
 Traffic Report From: 07/04/2024 12:00:00 through 07/05/2024 14:59:59  
 85th Percentile Speed: 32 MPH  
 85th Percentile Vehicles: 42952  
 Max Speed: 50 MPH on 08/04/2024 18:45:00  
 Total Vehicles: 50532  
 AADT: 1677

## Volumes - weekly counts

Time	5 Day	7 Day
Average Daily	1716	1646
AM Peak 11:00	122	130
PM Peak 17:00	181	158

## Speed

Speed Limit: 30  
 85th Percentile Speed: 32  
 50th Percentile Speed: 27.4  
 10 MPH Pace Interval: 20.0 MPH to 30.0 MPH  
 Average Speed: 27.29

	Monday	Tuesday	Wednesday	Thursday	Friday	Saturday	Sunday
Count over limit	1862	1645	1739	1702	1765	1469	1469
% over limit	23.0	21.8	24.5	23.4	23.6	22.2	22.7
Avg Speeder	33.1	33.1	33.1	33.1	33.1	33.2	33.1
Avg Speed	9.4	9.4	9.2	8.9	8.9	9.6	10.1

Day/Time Ending	85th pctl (MPH)	85th pctl cnts	Total Cnts	Max Speed	Avg Speeder	% Speeders	Avg Speed
07/04/2024 13:00:00	33.8	17	20	40	34.2	30.0%	27.9
07/04/2024 14:00:00	32.9	96	113	40	33.4	28.3%	27.7
07/04/2024 15:00:00	32.0	102	120	40	33.0	23.3%	27.6
07/04/2024 16:00:00	32.6	105	124	40	33.2	27.4%	27.5
07/04/2024 17:00:00	32.8	78	92	40	32.8	31.5%	27.8
07/04/2024 18:00:00	31.7	75	88	40	33.3	20.5%	27.5
07/04/2024 19:00:00	31.2	56	66	40	32.9	19.7%	27.1
07/04/2024 20:00:00	32.9	32	38	40	34.0	26.3%	27.1
07/04/2024 21:00:00	33.5	26	31	40	32.9	45.2%	28.9
07/04/2024 22:00:00	30.0	8	10	35	32.5	20.0%	26.7
07/04/2024 23:00:00	33.0	8	10	35	32.5	50.0%	29.2
08/04/2024 00:00:00	30.0	4	5	35	32.5	20.0%	27.2
08/04/2024 01:00:00	45.0	2	2	45	40.0	100.0%	39.5
08/04/2024 02:00:00	30.0	1	1	30	0.0	0.0%	27.0
08/04/2024 03:00:00	0.0	0	0	0	0.0	0.0%	0.0
08/04/2024 04:00:00	0.0	0	0	0	0.0	0.0%	0.0
08/04/2024 05:00:00	40.0	3	3	40	37.5	33.3%	28.7
08/04/2024 06:00:00	35.0	3	4	40	33.8	100.0%	33.5
08/04/2024 07:00:00	29.6	17	20	35	32.5	10.0%	25.9
08/04/2024 08:00:00	32.7	45	53	40	33.6	26.4%	27.6
08/04/2024 09:00:00	33.1	60	70	40	33.2	30.0%	27.8
08/04/2024 10:00:00	31.1	86	101	40	32.8	18.8%	26.7
08/04/2024 11:00:00	30.7	105	123	40	34.0	16.3%	26.3
08/04/2024 12:00:00	30.3	98	115	35	32.5	15.7%	26.5
08/04/2024 13:00:00	29.9	106	125	35	32.5	14.4%	25.3
08/04/2024 14:00:00	30.0	115	135	40	33.0	14.8%	26.1
08/04/2024 15:00:00	31.9	118	139	40	33.1	22.3%	27.5
08/04/2024 16:00:00	31.5	130	153	40	33.1	20.3%	26.9
08/04/2024 17:00:00	32.1	145	171	40	32.7	25.1%	27.3
08/04/2024 18:00:00	33.0	157	185	45	33.3	31.4%	27.9
08/04/2024 19:00:00	33.8	86	101	50	34.1	34.7%	28.6
08/04/2024 20:00:00	33.1	50	59	40	33.7	28.8%	27.5
08/04/2024 21:00:00	34.3	32	38	45	33.9	47.4%	29.3
08/04/2024 22:00:00	30.0	21	25	40	33.8	16.0%	26.6
08/04/2024 23:00:00	33.3	15	18	40	34.5	27.8%	26.9
09/04/2024 00:00:00	30.0	1	1	30	0.0	0.0%	27.0
09/04/2024 01:00:00	35.0	1	1	35	32.5	100.0%	32.0
09/04/2024 02:00:00	0.0	0	0	0	0.0	0.0%	0.0
09/04/2024 03:00:00	0.0	0	0	0	0.0	0.0%	0.0
09/04/2024 04:00:00	0.0	0	0	0	0.0	0.0%	0.0
09/04/2024 05:00:00	35.0	2	2	35	32.5	50.0%	29.5
09/04/2024 06:00:00	32.5	3	4	35	32.5	50.0%	29.5
09/04/2024 07:00:00	35.0	8	9	40	34.2	33.3%	28.2
09/04/2024 08:00:00	33.1	48	56	40	33.4	28.6%	27.8
09/04/2024 09:00:00	31.8	41	48	35	32.5	22.9%	27.0
09/04/2024 10:00:00	32.1	76	90	40	32.9	25.6%	27.4
09/04/2024 11:00:00	30.4	92	108	45	34.0	15.7%	26.3

Incoming Summary  
 Site 1B (outside no 10 Long Lane)

from Sun-Apr-07-2024-12-00-PM to Tue-May-07-2024-02-59-PM

09/04/2024 12:00:00	30.3	102	120	35	32.5	15.8%	26.9
09/04/2024 13:00:00	31.2	126	148	40	33.0	18.9%	26.9
09/04/2024 14:00:00	30.3	94	111	40	33.1	16.2%	26.6
09/04/2024 15:00:00	31.5	99	117	35	32.5	22.2%	27.2
09/04/2024 16:00:00	32.4	107	126	35	32.5	29.4%	27.9
09/04/2024 17:00:00	32.8	122	143	40	33.0	30.1%	28.0
09/04/2024 18:00:00	32.6	122	144	40	33.3	27.1%	27.6
09/04/2024 19:00:00	33.9	89	105	40	33.4	41.0%	28.5
09/04/2024 20:00:00	33.8	54	64	45	34.0	35.9%	28.8
09/04/2024 21:00:00	34.2	26	30	40	33.2	46.7%	29.3
09/04/2024 22:00:00	33.3	14	16	45	35.0	25.0%	27.6
09/04/2024 23:00:00	32.5	8	9	35	32.5	22.2%	27.7
10/04/2024 00:00:00	33.3	4	5	35	32.5	60.0%	30.2
10/04/2024 01:00:00	28.8	5	6	30	0.0	0.0%	25.7
10/04/2024 02:00:00	25.0	1	1	25	0.0	0.0%	22.0
10/04/2024 03:00:00	0.0	0	0	0	0.0	0.0%	0.0
10/04/2024 04:00:00	35.0	2	2	35	32.5	50.0%	29.5
10/04/2024 05:00:00	0.0	0	0	0	0.0	0.0%	0.0
10/04/2024 06:00:00	35.0	4	5	40	33.8	80.0%	32.0
10/04/2024 07:00:00	33.1	16	19	35	32.5	42.1%	28.5
10/04/2024 08:00:00	32.1	39	46	35	32.5	26.1%	26.9
10/04/2024 09:00:00	31.2	49	58	35	32.5	20.7%	27.1
10/04/2024 10:00:00	30.8	88	104	35	32.5	18.3%	26.3
10/04/2024 11:00:00	32.2	105	123	40	33.0	24.4%	27.0
10/04/2024 12:00:00	31.9	109	128	45	33.0	22.7%	27.3
10/04/2024 13:00:00	31.4	89	105	40	32.7	21.0%	26.7
10/04/2024 14:00:00	30.3	116	136	40	33.0	15.4%	26.7
10/04/2024 15:00:00	31.2	103	121	40	32.9	19.0%	27.0
10/04/2024 16:00:00	31.3	140	165	40	32.8	20.0%	27.3
10/04/2024 17:00:00	32.6	151	178	40	33.0	28.1%	27.8
10/04/2024 18:00:00	33.0	150	176	50	33.6	29.0%	27.9
10/04/2024 19:00:00	33.1	82	97	40	33.3	33.0%	28.2
10/04/2024 20:00:00	33.2	60	71	45	34.3	28.2%	27.8
10/04/2024 21:00:00	32.1	35	41	45	34.2	22.0%	27.5
10/04/2024 22:00:00	34.0	20	23	40	33.9	30.4%	27.9
10/04/2024 23:00:00	36.2	20	24	50	35.7	45.8%	30.3
11/04/2024 00:00:00	30.0	6	7	35	32.5	14.3%	27.1
11/04/2024 01:00:00	0.0	0	0	0	0.0	0.0%	0.0
11/04/2024 02:00:00	30.0	1	1	30	0.0	0.0%	27.0
11/04/2024 03:00:00	0.0	0	0	0	0.0	0.0%	0.0
11/04/2024 04:00:00	25.0	1	1	25	0.0	0.0%	22.0
11/04/2024 05:00:00	25.0	1	1	25	0.0	0.0%	22.0
11/04/2024 06:00:00	40.0	5	6	50	36.7	100.0%	36.2
11/04/2024 07:00:00	35.0	16	19	40	34.2	47.4%	29.1
11/04/2024 08:00:00	33.2	41	48	40	32.8	37.5%	28.4
11/04/2024 09:00:00	32.0	48	57	40	33.7	22.8%	27.8
11/04/2024 10:00:00	32.0	102	120	40	33.4	22.5%	27.0
11/04/2024 11:00:00	30.7	117	138	40	32.9	17.4%	26.7

Incoming Summary  
 Site 1B (outside no 10 Long Lane)

from Sun-Apr-07-2024-12-00-PM to Tue-May-07-2024-02-59-PM

11/04/2024 12:00:00	30.9	87	102	40	32.8	17.6%	26.7
11/04/2024 13:00:00	32.2	102	120	40	33.0	25.0%	27.3
11/04/2024 14:00:00	32.3	100	118	40	33.4	24.6%	26.9
11/04/2024 15:00:00	32.4	109	128	40	33.3	25.0%	27.9
11/04/2024 16:00:00	31.8	99	117	45	33.1	23.1%	27.9
11/04/2024 17:00:00	32.3	152	179	40	32.8	26.3%	27.0
11/04/2024 18:00:00	32.6	138	162	40	33.2	26.5%	27.7
11/04/2024 19:00:00	32.9	102	120	40	32.9	31.7%	28.0
11/04/2024 20:00:00	32.5	56	66	40	33.8	24.2%	27.7
11/04/2024 21:00:00	33.0	36	42	40	33.3	28.6%	29.0
11/04/2024 22:00:00	32.9	30	35	40	33.6	25.7%	27.6
11/04/2024 23:00:00	30.0	15	18	35	32.5	16.7%	26.4
12/04/2024 00:00:00	33.3	8	9	35	32.5	33.3%	28.3
12/04/2024 01:00:00	35.0	3	3	35	32.5	33.3%	28.7
12/04/2024 02:00:00	30.0	1	1	30	0.0	0.0%	27.0
12/04/2024 03:00:00	0.0	0	0	0	0.0	0.0%	0.0
12/04/2024 04:00:00	0.0	0	0	0	0.0	0.0%	0.0
12/04/2024 05:00:00	33.3	3	4	35	32.5	75.0%	29.8
12/04/2024 06:00:00	33.3	4	5	35	32.5	60.0%	30.0
12/04/2024 07:00:00	33.0	13	15	35	32.5	33.3%	27.5
12/04/2024 08:00:00	33.4	48	56	40	33.3	33.9%	28.4
12/04/2024 09:00:00	30.8	69	81	40	33.2	17.3%	27.4
12/04/2024 10:00:00	29.4	94	110	40	33.5	9.1%	25.1
12/04/2024 11:00:00	29.9	118	139	35	32.5	13.7%	26.6
12/04/2024 12:00:00	30.9	119	140	40	32.9	17.9%	26.6
12/04/2024 13:00:00	31.2	144	170	40	33.0	19.4%	26.8
12/04/2024 14:00:00	30.7	122	144	40	32.9	17.4%	26.8
12/04/2024 15:00:00	32.3	139	164	45	33.2	25.6%	27.2
12/04/2024 16:00:00	32.5	140	165	40	32.7	29.1%	27.2
12/04/2024 17:00:00	33.1	139	164	40	33.0	34.8%	28.2
12/04/2024 18:00:00	33.6	156	183	50	33.4	37.7%	28.5
12/04/2024 19:00:00	32.9	101	119	40	33.8	26.9%	27.6
12/04/2024 20:00:00	33.9	50	59	50	34.0	40.7%	29.0
12/04/2024 21:00:00	33.6	38	45	40	33.4	37.8%	28.4
12/04/2024 22:00:00	29.7	23	27	35	32.5	11.1%	26.4
12/04/2024 23:00:00	33.3	17	20	40	33.2	35.0%	28.6
13/04/2024 00:00:00	28.6	9	11	30	0.0	0.0%	24.8
13/04/2024 01:00:00	32.5	4	5	35	32.5	40.0%	27.0
13/04/2024 02:00:00	35.0	1	1	35	32.5	100.0%	32.0
13/04/2024 03:00:00	25.0	1	1	25	0.0	0.0%	22.0
13/04/2024 04:00:00	35.0	1	1	35	32.5	100.0%	32.0
13/04/2024 05:00:00	0.0	0	0	0	0.0	0.0%	0.0
13/04/2024 06:00:00	32.5	3	4	35	32.5	50.0%	29.5
13/04/2024 07:00:00	32.5	14	17	45	34.5	29.4%	28.5
13/04/2024 08:00:00	33.5	26	31	40	33.3	38.7%	29.0
13/04/2024 09:00:00	33.5	45	53	50	34.3	32.1%	29.1
13/04/2024 10:00:00	31.5	71	84	40	32.8	21.4%	26.8
13/04/2024 11:00:00	31.5	104	122	40	32.9	20.5%	26.4

Incoming Summary  
 Site 1B (outside no 10 Long Lane)

from Sun-Apr-07-2024-12-00-PM to Tue-May-07-2024-02-59-PM

13/04/2024 12:00:00	30.5	133	157	45	33.7	16.6%	26.6
13/04/2024 13:00:00	32.4	133	156	40	32.7	26.9%	27.5
13/04/2024 14:00:00	30.2	152	179	40	33.0	15.6%	26.4
13/04/2024 15:00:00	30.8	137	161	40	32.9	17.4%	26.8
13/04/2024 16:00:00	33.0	109	128	45	33.9	27.3%	27.8
13/04/2024 17:00:00	32.6	99	117	40	33.1	28.2%	27.8
13/04/2024 18:00:00	33.4	76	89	40	32.9	39.3%	28.9
13/04/2024 19:00:00	32.4	90	106	40	33.2	25.5%	27.2
13/04/2024 20:00:00	32.1	56	66	40	33.5	22.7%	27.7
13/04/2024 21:00:00	32.3	39	46	40	32.9	26.1%	27.4
13/04/2024 22:00:00	32.1	21	25	35	32.5	28.0%	27.5
13/04/2024 23:00:00	32.5	14	17	35	32.5	35.3%	28.4
14/04/2024 00:00:00	33.3	10	12	40	33.8	33.3%	28.4
14/04/2024 01:00:00	32.5	7	8	35	32.5	25.0%	26.5
14/04/2024 02:00:00	33.8	3	4	35	32.5	100.0%	32.3
14/04/2024 03:00:00	0.0	0	0	0	0.0	0.0%	0.0
14/04/2024 04:00:00	35.0	1	1	35	32.5	100.0%	32.0
14/04/2024 05:00:00	40.0	3	3	40	34.2	100.0%	34.0
14/04/2024 06:00:00	35.0	4	5	40	35.0	40.0%	27.0
14/04/2024 07:00:00	32.5	8	9	35	32.5	22.2%	24.4
14/04/2024 08:00:00	33.6	26	31	40	32.8	48.4%	29.2
14/04/2024 09:00:00	33.3	33	39	40	33.8	30.8%	28.0
14/04/2024 10:00:00	31.8	88	103	40	33.0	21.4%	27.0
14/04/2024 11:00:00	30.6	119	140	35	32.5	17.1%	26.6
14/04/2024 12:00:00	30.7	144	170	35	32.5	17.6%	25.9
14/04/2024 13:00:00	31.3	133	156	40	32.7	19.9%	27.1
14/04/2024 14:00:00	31.9	132	155	40	33.2	21.9%	27.1
14/04/2024 15:00:00	31.6	116	137	50	33.5	21.2%	27.3
14/04/2024 16:00:00	32.4	107	126	40	32.6	27.8%	27.7
14/04/2024 17:00:00	31.8	94	110	40	32.9	21.8%	27.1
14/04/2024 18:00:00	32.4	81	95	45	32.9	27.4%	27.9
14/04/2024 19:00:00	33.1	67	79	40	34.3	25.3%	27.7
14/04/2024 20:00:00	34.6	42	49	45	34.3	38.8%	29.4
14/04/2024 21:00:00	33.6	23	27	40	32.9	44.4%	29.1
14/04/2024 22:00:00	34.0	20	23	40	33.9	30.4%	27.3
14/04/2024 23:00:00	38.3	3	4	40	36.3	100.0%	36.0
15/04/2024 00:00:00	28.3	3	4	30	0.0	0.0%	26.0
15/04/2024 01:00:00	30.0	3	4	35	32.5	25.0%	28.5
15/04/2024 02:00:00	0.0	0	0	0	0.0	0.0%	0.0
15/04/2024 03:00:00	35.0	1	1	35	32.5	100.0%	32.0
15/04/2024 04:00:00	0.0	0	0	0	0.0	0.0%	0.0
15/04/2024 05:00:00	30.0	1	1	30	0.0	0.0%	27.0
15/04/2024 06:00:00	35.0	4	5	40	34.2	60.0%	31.0
15/04/2024 07:00:00	33.8	12	14	40	33.5	35.7%	28.0
15/04/2024 08:00:00	31.8	42	50	40	32.9	24.0%	26.8
15/04/2024 09:00:00	33.5	63	74	40	33.0	39.2%	28.8
15/04/2024 10:00:00	29.0	77	91	40	33.3	6.6%	24.6
15/04/2024 11:00:00	29.6	63	74	40	33.1	10.8%	25.6

Incoming Summary  
 Site 1B (outside no 10 Long Lane)

from Sun-Apr-07-2024-12-00-PM to Tue-May-07-2024-02-59-PM

15/04/2024 12:00:00	31.5	99	116	35	32.5	20.7%	26.5
15/04/2024 13:00:00	30.0	88	103	40	32.8	14.6%	26.1
15/04/2024 14:00:00	31.8	83	98	40	33.0	22.4%	27.2
15/04/2024 15:00:00	30.5	108	127	40	32.7	16.5%	26.8
15/04/2024 16:00:00	30.0	96	113	40	32.8	15.0%	26.4
15/04/2024 17:00:00	33.0	116	137	45	32.9	34.3%	28.3
15/04/2024 18:00:00	32.7	153	180	40	32.9	30.6%	27.5
15/04/2024 19:00:00	33.2	84	99	45	33.0	37.4%	28.8
15/04/2024 20:00:00	32.5	45	53	40	32.8	28.3%	28.2
15/04/2024 21:00:00	32.1	20	24	35	32.5	29.2%	27.8
15/04/2024 22:00:00	33.6	28	33	45	34.0	39.4%	29.1
15/04/2024 23:00:00	33.8	8	10	40	33.5	50.0%	30.2
16/04/2024 00:00:00	30.0	5	6	35	32.5	16.7%	28.0
16/04/2024 01:00:00	50.0	3	3	50	47.5	33.3%	33.7
16/04/2024 02:00:00	10.0	2	2	10	0.0	0.0%	7.5
16/04/2024 03:00:00	30.0	1	1	30	0.0	0.0%	27.0
16/04/2024 04:00:00	0.0	0	0	0	0.0	0.0%	0.0
16/04/2024 05:00:00	0.0	0	0	0	0.0	0.0%	0.0
16/04/2024 06:00:00	35.0	6	7	40	33.5	71.4%	31.6
16/04/2024 07:00:00	33.8	19	22	40	33.1	40.9%	28.7
16/04/2024 08:00:00	32.0	38	45	40	33.0	24.4%	27.3
16/04/2024 09:00:00	31.8	72	85	40	33.0	22.4%	26.6
16/04/2024 10:00:00	29.9	88	104	40	33.5	14.4%	26.2
16/04/2024 11:00:00	31.7	65	76	40	33.5	19.7%	26.5
16/04/2024 12:00:00	30.3	86	101	35	32.5	15.8%	26.5
16/04/2024 13:00:00	29.6	113	133	40	33.2	11.3%	25.9
16/04/2024 14:00:00	30.2	116	137	40	32.7	16.1%	26.9
16/04/2024 15:00:00	31.4	89	105	40	32.7	21.0%	26.8
16/04/2024 16:00:00	31.3	120	141	40	32.9	19.9%	27.0
16/04/2024 17:00:00	32.6	116	136	45	33.7	25.0%	28.0
16/04/2024 18:00:00	32.3	122	144	40	32.9	26.4%	27.4
16/04/2024 19:00:00	32.1	99	116	40	33.1	23.3%	27.4
16/04/2024 20:00:00	32.7	36	42	35	32.5	31.0%	28.3
16/04/2024 21:00:00	33.6	29	34	40	34.0	29.4%	27.6
16/04/2024 22:00:00	30.0	21	25	40	33.8	16.0%	26.4
16/04/2024 23:00:00	30.0	17	20	40	34.2	15.0%	26.8
17/04/2024 00:00:00	29.3	8	10	35	32.5	10.0%	26.7
17/04/2024 01:00:00	25.0	1	1	25	0.0	0.0%	22.0
17/04/2024 02:00:00	30.0	1	1	30	0.0	0.0%	27.0
17/04/2024 03:00:00	0.0	0	0	0	0.0	0.0%	0.0
17/04/2024 04:00:00	0.0	0	0	0	0.0	0.0%	0.0
17/04/2024 05:00:00	40.0	2	2	40	37.5	50.0%	32.0
17/04/2024 06:00:00	30.0	1	1	30	0.0	0.0%	27.0
17/04/2024 07:00:00	34.0	19	22	40	33.0	50.0%	28.8
17/04/2024 08:00:00	33.4	48	56	40	33.0	37.5%	28.4
17/04/2024 09:00:00	33.3	71	84	40	33.0	39.3%	29.1
17/04/2024 10:00:00	31.7	88	103	40	32.7	21.4%	26.9
17/04/2024 11:00:00	31.9	103	121	40	32.9	23.1%	26.0

Incoming Summary  
 Site 1B (outside no 10 Long Lane)

from Sun-Apr-07-2024-12-00-PM to Tue-May-07-2024-02-59-PM

17/04/2024 12:00:00	30.7	106	125	40	33.9	16.8%	27.0
17/04/2024 13:00:00	30.5	120	141	40	32.9	16.3%	26.7
17/04/2024 14:00:00	32.4	96	113	45	33.4	25.7%	28.0
17/04/2024 15:00:00	30.5	120	141	40	32.9	16.3%	26.1
17/04/2024 16:00:00	31.3	144	169	40	33.0	19.5%	26.7
17/04/2024 17:00:00	32.1	161	189	40	32.8	24.3%	27.4
17/04/2024 18:00:00	32.6	167	196	40	32.8	29.1%	27.6
17/04/2024 19:00:00	32.8	100	118	40	33.2	28.8%	28.2
17/04/2024 20:00:00	32.5	71	83	40	33.0	26.5%	26.7
17/04/2024 21:00:00	32.3	40	47	35	32.5	27.7%	26.4
17/04/2024 22:00:00	29.5	27	32	35	32.5	9.4%	25.9
17/04/2024 23:00:00	31.0	20	24	35	32.5	20.8%	26.1
18/04/2024 00:00:00	32.5	6	7	35	32.5	28.6%	28.4
18/04/2024 01:00:00	35.0	3	4	45	35.8	75.0%	33.5
18/04/2024 02:00:00	35.0	1	1	35	32.5	100.0%	32.0
18/04/2024 03:00:00	0.0	0	0	0	0.0	0.0%	0.0
18/04/2024 04:00:00	33.8	3	4	35	32.5	100.0%	32.0
18/04/2024 05:00:00	35.0	2	2	35	32.5	50.0%	27.0
18/04/2024 06:00:00	34.2	10	12	40	33.2	58.3%	29.7
18/04/2024 07:00:00	33.9	30	35	40	32.8	54.3%	29.1
18/04/2024 08:00:00	31.7	64	75	40	32.8	21.3%	26.5
18/04/2024 09:00:00	31.7	79	93	40	33.6	20.4%	27.3
18/04/2024 10:00:00	31.4	97	114	40	32.9	20.2%	27.3
18/04/2024 11:00:00	29.7	76	89	35	32.5	11.2%	26.5
18/04/2024 12:00:00	30.6	100	118	40	33.0	16.9%	26.9
18/04/2024 13:00:00	30.0	131	154	35	32.5	14.9%	26.0
18/04/2024 14:00:00	31.5	118	139	40	32.8	20.9%	27.1
18/04/2024 15:00:00	30.6	135	159	35	32.5	17.0%	26.6
18/04/2024 16:00:00	31.2	139	164	40	33.0	19.5%	26.8
18/04/2024 17:00:00	32.8	152	179	40	33.4	27.9%	28.2
18/04/2024 18:00:00	33.1	189	222	45	33.6	31.1%	28.2
18/04/2024 19:00:00	32.9	114	134	45	33.8	26.9%	28.0
18/04/2024 20:00:00	33.0	71	83	40	33.1	31.3%	28.5
18/04/2024 21:00:00	31.9	37	43	40	33.1	20.9%	27.5
18/04/2024 22:00:00	29.0	26	31	35	32.5	9.7%	24.5
18/04/2024 23:00:00	31.2	21	25	40	33.5	20.0%	26.6
19/04/2024 00:00:00	30.0	8	9	35	32.5	11.1%	25.9
19/04/2024 01:00:00	35.0	3	3	35	32.5	33.3%	27.0
19/04/2024 02:00:00	35.0	1	1	35	32.5	100.0%	32.0
19/04/2024 03:00:00	25.0	1	1	25	0.0	0.0%	22.0
19/04/2024 04:00:00	35.0	1	1	35	32.5	100.0%	32.0
19/04/2024 05:00:00	25.0	1	1	25	0.0	0.0%	22.0
19/04/2024 06:00:00	35.0	6	7	40	33.8	57.1%	29.3
19/04/2024 07:00:00	34.0	31	37	45	33.6	48.6%	29.7
19/04/2024 08:00:00	33.2	48	56	45	34.5	26.8%	28.4
19/04/2024 09:00:00	32.4	92	108	40	33.5	24.1%	27.6
19/04/2024 10:00:00	31.0	96	113	35	32.5	18.6%	25.5
19/04/2024 11:00:00	29.3	82	97	35	32.5	10.3%	24.5



Incoming Summary  
 Site 1B (outside no 10 Long Lane)

from Sun-Apr-07-2024-12-00-PM to Tue-May-07-2024-02-59-PM

19/04/2024 12:00:00	29.5	106	125	35	32.5	9.6%	26.2
19/04/2024 13:00:00	31.7	115	135	45	33.2	21.5%	27.6
19/04/2024 14:00:00	32.4	111	131	40	32.6	29.0%	27.8
19/04/2024 15:00:00	31.4	137	161	40	33.0	19.9%	26.8
19/04/2024 16:00:00	32.3	150	177	45	33.4	24.9%	27.8
19/04/2024 17:00:00	32.2	163	192	40	32.8	25.5%	28.0
19/04/2024 18:00:00	32.7	189	222	45	33.0	29.7%	27.8
19/04/2024 19:00:00	32.9	135	159	40	33.0	32.1%	27.5
19/04/2024 20:00:00	32.8	76	90	40	32.8	32.2%	27.6
19/04/2024 21:00:00	33.1	45	53	50	34.1	30.2%	28.0
19/04/2024 22:00:00	31.0	31	36	40	33.3	16.7%	27.4
19/04/2024 23:00:00	33.2	26	31	40	32.9	38.7%	28.9
20/04/2024 00:00:00	33.6	12	14	35	32.5	50.0%	28.9
20/04/2024 01:00:00	33.3	6	7	35	32.5	42.9%	28.6
20/04/2024 02:00:00	30.0	6	7	40	37.5	14.3%	25.7
20/04/2024 03:00:00	0.0	0	0	0	0.0	0.0%	0.0
20/04/2024 04:00:00	30.0	1	1	30	0.0	0.0%	27.0
20/04/2024 05:00:00	35.0	2	2	35	32.5	100.0%	32.0
20/04/2024 06:00:00	35.0	9	11	40	35.8	27.3%	27.6
20/04/2024 07:00:00	35.0	10	12	45	34.6	58.3%	30.1
20/04/2024 08:00:00	33.3	26	31	40	33.4	35.5%	28.4
20/04/2024 09:00:00	32.8	61	72	35	32.5	34.7%	28.0
20/04/2024 10:00:00	32.6	97	114	45	33.1	28.1%	28.0
20/04/2024 11:00:00	29.9	101	119	40	33.4	14.3%	26.6
20/04/2024 12:00:00	30.6	125	147	40	32.7	17.0%	26.7
20/04/2024 13:00:00	31.2	141	166	40	33.1	19.3%	27.4
20/04/2024 14:00:00	31.8	129	152	40	32.9	22.4%	27.7
20/04/2024 15:00:00	29.9	120	141	40	32.8	14.2%	26.3
20/04/2024 16:00:00	31.8	126	148	40	32.8	22.3%	26.4
20/04/2024 17:00:00	32.8	103	121	40	33.2	28.9%	27.8
20/04/2024 18:00:00	33.0	102	120	40	33.5	29.2%	27.1
20/04/2024 19:00:00	32.8	105	124	45	33.5	29.0%	28.1
20/04/2024 20:00:00	32.6	55	65	40	32.8	30.8%	28.4
20/04/2024 21:00:00	33.3	36	42	40	33.2	33.3%	28.2
20/04/2024 22:00:00	31.7	20	24	35	32.5	25.0%	27.7
20/04/2024 23:00:00	32.0	27	32	40	33.9	21.9%	27.4
21/04/2024 00:00:00	34.3	20	23	45	34.7	39.1%	29.4
21/04/2024 01:00:00	37.5	8	9	40	37.5	22.2%	28.2
21/04/2024 02:00:00	40.0	3	3	40	37.5	33.3%	30.3
21/04/2024 03:00:00	35.0	2	2	35	32.5	50.0%	29.5
21/04/2024 04:00:00	40.0	1	1	40	37.5	100.0%	37.0
21/04/2024 05:00:00	30.0	5	6	35	32.5	16.7%	26.3
21/04/2024 06:00:00	40.0	2	2	40	37.5	50.0%	32.0
21/04/2024 07:00:00	35.0	13	15	40	33.9	46.7%	28.7
21/04/2024 08:00:00	34.0	25	29	40	33.3	41.4%	29.2
21/04/2024 09:00:00	33.2	37	43	40	32.8	34.9%	27.8
21/04/2024 10:00:00	30.3	91	107	40	32.8	15.9%	26.9
21/04/2024 11:00:00	29.7	89	105	35	32.5	11.4%	26.2

21/04/2024 12:00:00	31.4	130	153	40	32.8	20.3%	26.8
21/04/2024 13:00:00	30.6	134	158	45	33.2	17.1%	26.9
21/04/2024 14:00:00	31.4	132	155	40	33.3	19.4%	27.3
21/04/2024 15:00:00	32.7	122	143	40	32.7	30.8%	27.0
21/04/2024 16:00:00	32.6	124	146	40	32.9	28.8%	27.4
21/04/2024 17:00:00	33.1	90	106	45	33.2	34.0%	27.8
21/04/2024 18:00:00	32.0	84	99	40	33.2	23.2%	26.9
21/04/2024 19:00:00	33.2	62	73	40	33.1	34.2%	28.1
21/04/2024 20:00:00	33.6	45	53	40	33.6	34.0%	28.4
21/04/2024 21:00:00	34.4	26	31	40	34.0	41.9%	29.2
21/04/2024 22:00:00	35.0	20	23	40	34.4	34.8%	28.5
21/04/2024 23:00:00	35.0	7	8	40	33.5	62.5%	30.3
22/04/2024 00:00:00	32.5	4	5	35	32.5	40.0%	28.0
22/04/2024 01:00:00	30.0	4	5	35	32.5	20.0%	24.4
22/04/2024 02:00:00	0.0	0	0	0	0.0	0.0%	0.0
22/04/2024 03:00:00	30.0	2	2	30	0.0	0.0%	27.5
22/04/2024 04:00:00	0.0	0	0	0	0.0	0.0%	0.0
22/04/2024 05:00:00	40.0	1	1	40	37.5	100.0%	37.0
22/04/2024 06:00:00	35.0	8	9	40	34.2	33.3%	29.3
22/04/2024 07:00:00	34.7	37	43	45	33.9	48.8%	29.7
22/04/2024 08:00:00	33.3	64	75	40	33.3	33.3%	28.4
22/04/2024 09:00:00	33.0	80	94	40	33.2	30.9%	28.4
22/04/2024 10:00:00	29.9	107	126	40	33.4	13.5%	26.6
22/04/2024 11:00:00	29.8	92	108	40	33.3	12.0%	26.5
22/04/2024 12:00:00	29.9	121	142	40	32.8	13.4%	26.1
22/04/2024 13:00:00	31.0	125	147	45	33.2	18.4%	27.0
22/04/2024 14:00:00	31.5	122	143	40	32.8	20.3%	26.7
22/04/2024 15:00:00	31.6	124	146	40	32.8	21.2%	27.4
22/04/2024 16:00:00	32.2	143	168	40	33.0	24.4%	27.5
22/04/2024 17:00:00	33.0	153	180	40	33.1	31.7%	28.1
22/04/2024 18:00:00	32.9	164	193	45	33.3	30.6%	28.2
22/04/2024 19:00:00	33.3	88	103	40	32.9	37.9%	28.3
22/04/2024 20:00:00	33.0	66	78	40	33.3	30.8%	27.8
22/04/2024 21:00:00	32.7	38	45	50	33.6	31.1%	28.2
22/04/2024 22:00:00	34.1	30	35	40	33.6	40.0%	28.7
22/04/2024 23:00:00	33.0	19	22	40	33.3	27.3%	26.8
23/04/2024 00:00:00	30.0	7	8	35	32.5	12.5%	27.1
23/04/2024 01:00:00	30.0	7	8	35	32.5	12.5%	25.9
23/04/2024 02:00:00	40.0	2	2	40	37.5	50.0%	32.0
23/04/2024 03:00:00	40.0	3	3	40	37.5	33.3%	28.7
23/04/2024 04:00:00	0.0	0	0	0	0.0	0.0%	0.0
23/04/2024 05:00:00	30.0	3	4	40	37.5	25.0%	27.3
23/04/2024 06:00:00	35.0	4	5	40	34.2	60.0%	31.0
23/04/2024 07:00:00	33.6	31	36	40	34.0	27.8%	28.4
23/04/2024 08:00:00	32.5	75	88	40	33.2	26.1%	27.0
23/04/2024 09:00:00	32.2	82	96	45	33.4	24.0%	26.5
23/04/2024 10:00:00	30.3	85	100	40	32.8	16.0%	26.9
23/04/2024 11:00:00	30.6	101	119	40	33.0	16.8%	26.3

Incoming Summary  
 Site 1B (outside no 10 Long Lane)

from Sun-Apr-07-2024-12-00-PM to Tue-May-07-2024-02-59-PM

23/04/2024 12:00:00	29.4	95	112	35	32.5	8.9%	25.6
23/04/2024 13:00:00	30.8	120	141	40	32.7	17.7%	26.1
23/04/2024 14:00:00	29.9	115	135	40	33.0	14.1%	26.0
23/04/2024 15:00:00	31.8	124	146	40	32.8	22.6%	27.5
23/04/2024 16:00:00	30.9	130	153	40	32.7	18.3%	27.3
23/04/2024 17:00:00	32.1	156	184	40	33.1	23.9%	27.6
23/04/2024 18:00:00	31.3	180	212	40	32.6	20.3%	27.0
23/04/2024 19:00:00	32.6	98	115	45	33.1	27.8%	27.7
23/04/2024 20:00:00	33.2	76	89	45	33.4	32.6%	28.6
23/04/2024 21:00:00	32.1	44	52	40	32.9	25.0%	27.7
23/04/2024 22:00:00	29.7	24	28	40	34.2	10.7%	26.8
23/04/2024 23:00:00	34.2	20	23	40	33.8	34.8%	27.3
24/04/2024 00:00:00	30.0	5	6	35	32.5	16.7%	25.5
24/04/2024 01:00:00	29.2	7	8	30	0.0	0.0%	26.0
24/04/2024 02:00:00	0.0	0	0	0	0.0	0.0%	0.0
24/04/2024 03:00:00	30.0	2	2	30	0.0	0.0%	27.0
24/04/2024 04:00:00	0.0	0	0	0	0.0	0.0%	0.0
24/04/2024 05:00:00	35.0	1	1	35	32.5	100.0%	32.0
24/04/2024 06:00:00	30.0	8	9	35	32.5	11.1%	24.3
24/04/2024 07:00:00	34.1	28	33	40	33.6	42.4%	28.8
24/04/2024 08:00:00	33.3	68	80	40	33.2	33.8%	28.2
24/04/2024 09:00:00	32.4	80	94	40	32.7	27.7%	27.6
24/04/2024 10:00:00	31.8	97	114	40	33.3	21.1%	27.8
24/04/2024 11:00:00	31.1	97	114	40	33.0	18.4%	26.7
24/04/2024 12:00:00	30.8	117	138	40	32.7	18.1%	26.3
24/04/2024 13:00:00	30.0	113	133	40	33.0	15.0%	26.5
24/04/2024 14:00:00	29.9	120	141	35	32.5	13.5%	26.1
24/04/2024 15:00:00	31.8	110	130	45	33.4	22.3%	27.0
24/04/2024 16:00:00	31.7	133	156	45	33.4	20.5%	27.5
24/04/2024 17:00:00	33.4	160	188	40	33.2	36.2%	28.2
24/04/2024 18:00:00	32.3	179	211	45	32.9	26.5%	27.8
24/04/2024 19:00:00	32.7	116	136	40	33.0	28.7%	27.9
24/04/2024 20:00:00	33.0	85	100	40	32.8	35.0%	28.4
24/04/2024 21:00:00	32.1	42	49	35	32.5	24.5%	27.4
24/04/2024 22:00:00	30.0	37	44	40	33.2	15.9%	27.2
24/04/2024 23:00:00	31.7	14	16	35	32.5	18.8%	25.6
25/04/2024 00:00:00	36.7	11	13	40	35.5	38.5%	29.0
25/04/2024 01:00:00	27.5	3	4	30	0.0	0.0%	24.5
25/04/2024 02:00:00	30.0	4	5	35	32.5	20.0%	25.0
25/04/2024 03:00:00	0.0	0	0	0	0.0	0.0%	0.0
25/04/2024 04:00:00	0.0	0	0	0	0.0	0.0%	0.0
25/04/2024 05:00:00	27.5	4	5	30	0.0	0.0%	23.2
25/04/2024 06:00:00	33.3	3	4	35	32.5	75.0%	30.8
25/04/2024 07:00:00	33.9	39	46	45	33.4	47.8%	29.0
25/04/2024 08:00:00	31.6	61	72	35	32.5	22.2%	27.2
25/04/2024 09:00:00	32.1	78	92	40	32.9	25.0%	27.6
25/04/2024 10:00:00	31.4	90	106	35	32.5	20.8%	26.7
25/04/2024 11:00:00	29.6	148	174	40	33.1	10.3%	25.6

Incoming Summary  
 Site 1B (outside no 10 Long Lane)

from Sun-Apr-07-2024-12-00-PM to Tue-May-07-2024-02-59-PM

25/04/2024 12:00:00	29.9	118	139	40	33.3	14.4%	26.9
25/04/2024 13:00:00	31.7	102	120	35	32.5	22.5%	26.8
25/04/2024 14:00:00	31.5	112	132	40	33.2	20.5%	27.1
25/04/2024 15:00:00	29.6	128	151	40	33.1	10.6%	25.8
25/04/2024 16:00:00	30.2	133	156	40	32.9	15.4%	26.9
25/04/2024 17:00:00	32.9	162	191	40	33.2	29.8%	27.8
25/04/2024 18:00:00	32.7	165	194	40	33.1	28.4%	27.7
25/04/2024 19:00:00	32.7	101	119	40	32.8	31.1%	28.0
25/04/2024 20:00:00	32.9	67	79	40	33.1	30.4%	28.0
25/04/2024 21:00:00	33.5	49	58	40	33.9	31.0%	28.1
25/04/2024 22:00:00	32.8	30	35	40	33.0	28.6%	28.1
25/04/2024 23:00:00	31.4	30	35	35	32.5	20.0%	27.2
26/04/2024 00:00:00	38.3	11	13	45	36.1	53.8%	31.5
26/04/2024 01:00:00	32.5	4	5	35	32.5	40.0%	28.0
26/04/2024 02:00:00	25.0	1	1	25	0.0	0.0%	22.0
26/04/2024 03:00:00	30.0	1	1	30	0.0	0.0%	27.0
26/04/2024 04:00:00	0.0	0	0	0	0.0	0.0%	0.0
26/04/2024 05:00:00	35.0	3	3	35	32.5	33.3%	27.0
26/04/2024 06:00:00	40.0	5	6	45	35.5	83.3%	33.7
26/04/2024 07:00:00	33.0	40	47	40	32.8	34.0%	27.2
26/04/2024 08:00:00	33.0	67	79	40	33.1	31.6%	27.9
26/04/2024 09:00:00	32.6	93	109	40	33.4	25.7%	27.2
26/04/2024 10:00:00	31.7	99	117	40	33.1	22.2%	27.0
26/04/2024 11:00:00	30.5	110	130	40	33.0	16.9%	26.5
26/04/2024 12:00:00	31.4	99	117	40	33.1	20.5%	27.3
26/04/2024 13:00:00	31.2	136	160	45	33.1	19.4%	26.8
26/04/2024 14:00:00	32.0	104	122	40	32.8	23.8%	27.5
26/04/2024 15:00:00	30.6	142	167	40	33.0	16.8%	25.9
26/04/2024 16:00:00	32.0	151	178	40	32.8	24.2%	27.3
26/04/2024 17:00:00	32.4	162	191	40	32.8	27.7%	28.0
26/04/2024 18:00:00	32.1	167	196	40	32.6	25.5%	27.2
26/04/2024 19:00:00	33.2	144	169	40	33.2	32.5%	28.5
26/04/2024 20:00:00	33.0	78	92	45	33.4	31.5%	28.1
26/04/2024 21:00:00	32.8	48	57	40	33.1	31.6%	28.4
26/04/2024 22:00:00	33.0	37	44	45	34.4	29.5%	27.9
26/04/2024 23:00:00	33.3	20	24	45	34.4	33.3%	28.3
27/04/2024 00:00:00	33.1	19	22	35	32.5	36.4%	29.2
27/04/2024 01:00:00	33.8	9	11	40	33.5	45.5%	28.8
27/04/2024 02:00:00	35.0	3	3	35	32.5	66.7%	30.3
27/04/2024 03:00:00	40.0	2	2	40	35.0	100.0%	34.5
27/04/2024 04:00:00	30.0	1	1	30	0.0	0.0%	27.0
27/04/2024 05:00:00	40.0	2	2	40	35.0	100.0%	34.5
27/04/2024 06:00:00	35.0	10	12	40	35.8	25.0%	27.2
27/04/2024 07:00:00	33.8	10	12	40	33.5	41.7%	28.3
27/04/2024 08:00:00	32.9	21	25	40	33.1	32.0%	28.0
27/04/2024 09:00:00	29.8	69	81	35	32.5	12.3%	26.1
27/04/2024 10:00:00	29.3	92	108	35	32.5	8.3%	25.4
27/04/2024 11:00:00	30.8	103	121	40	33.0	17.4%	26.1

Incoming Summary  
 Site 1B (outside no 10 Long Lane)

from Sun-Apr-07-2024-12-00-PM to Tue-May-07-2024-02-59-PM

27/04/2024 12:00:00	29.6	147	173	40	32.8	10.4%	26.0
27/04/2024 13:00:00	29.8	150	176	40	32.7	12.5%	26.3
27/04/2024 14:00:00	29.6	168	198	35	32.5	11.6%	25.8
27/04/2024 15:00:00	31.4	122	144	40	33.2	20.1%	26.9
27/04/2024 16:00:00	32.2	112	132	40	33.0	25.0%	27.9
27/04/2024 17:00:00	32.2	94	110	40	33.1	23.6%	27.0
27/04/2024 18:00:00	32.8	116	136	40	33.3	27.9%	28.1
27/04/2024 19:00:00	32.0	98	115	40	33.1	22.6%	27.2
27/04/2024 20:00:00	32.1	71	84	40	32.7	26.2%	27.6
27/04/2024 21:00:00	32.9	42	49	45	33.2	30.6%	27.2
27/04/2024 22:00:00	30.0	29	34	40	33.5	14.7%	26.1
27/04/2024 23:00:00	29.3	23	27	35	32.5	7.4%	25.4
28/04/2024 00:00:00	30.0	22	26	40	33.8	15.4%	25.1
28/04/2024 01:00:00	30.0	3	4	40	37.5	25.0%	29.5
28/04/2024 02:00:00	30.0	5	6	35	32.5	16.7%	28.2
28/04/2024 03:00:00	30.0	3	3	30	0.0	0.0%	23.7
28/04/2024 04:00:00	0.0	0	0	0	0.0	0.0%	0.0
28/04/2024 05:00:00	30.0	2	2	30	0.0	0.0%	24.5
28/04/2024 06:00:00	40.0	3	3	40	35.0	66.7%	32.0
28/04/2024 07:00:00	37.5	6	7	40	35.8	42.9%	29.1
28/04/2024 08:00:00	33.0	20	23	40	33.3	26.1%	27.2
28/04/2024 09:00:00	31.2	33	39	35	32.5	20.5%	26.4
28/04/2024 10:00:00	29.7	65	76	40	33.8	10.5%	26.3
28/04/2024 11:00:00	29.7	88	103	40	33.8	11.7%	26.2
28/04/2024 12:00:00	31.3	93	109	45	33.2	19.3%	27.0
28/04/2024 13:00:00	30.0	116	137	45	33.2	15.3%	26.6
28/04/2024 14:00:00	30.0	126	148	40	32.7	14.9%	26.7
28/04/2024 15:00:00	31.0	122	143	40	32.7	18.2%	26.8
28/04/2024 16:00:00	31.2	100	118	45	33.2	19.5%	26.8
28/04/2024 17:00:00	31.6	89	105	40	32.7	21.9%	27.2
28/04/2024 18:00:00	32.5	70	82	45	33.2	26.8%	27.7
28/04/2024 19:00:00	31.8	65	77	40	32.8	23.4%	26.9
28/04/2024 20:00:00	31.2	45	53	40	33.5	18.9%	26.1
28/04/2024 21:00:00	33.2	24	28	35	32.5	39.3%	27.8
28/04/2024 22:00:00	29.7	16	19	35	32.5	10.5%	27.3
28/04/2024 23:00:00	29.4	10	12	35	32.5	8.3%	26.4
29/04/2024 00:00:00	29.0	6	7	30	0.0	0.0%	26.0
29/04/2024 01:00:00	30.0	3	4	35	32.5	25.0%	26.0
29/04/2024 02:00:00	0.0	0	0	0	0.0	0.0%	0.0
29/04/2024 03:00:00	0.0	0	0	0	0.0	0.0%	0.0
29/04/2024 04:00:00	0.0	0	0	0	0.0	0.0%	0.0
29/04/2024 05:00:00	0.0	0	0	0	0.0	0.0%	0.0
29/04/2024 06:00:00	32.5	4	5	35	32.5	40.0%	29.4
29/04/2024 07:00:00	32.7	36	42	40	32.9	28.6%	28.0
29/04/2024 08:00:00	30.5	64	75	40	32.9	16.0%	26.9
29/04/2024 09:00:00	32.3	81	95	40	32.9	25.3%	28.1
29/04/2024 10:00:00	29.8	111	131	40	32.8	13.0%	26.1
29/04/2024 11:00:00	30.8	93	109	40	34.2	16.5%	27.1

Incoming Summary  
 Site 1B (outside no 10 Long Lane)

from Sun-Apr-07-2024-12-00-PM to Tue-May-07-2024-02-59-PM

29/04/2024 12:00:00	31.1	103	121	40	32.7	19.0%	26.9
29/04/2024 13:00:00	30.0	109	128	35	32.5	14.8%	26.5
29/04/2024 14:00:00	29.8	104	122	35	32.5	12.3%	26.1
29/04/2024 15:00:00	30.5	109	128	40	32.7	16.4%	26.6
29/04/2024 16:00:00	32.4	94	110	40	33.0	25.5%	27.3
29/04/2024 17:00:00	32.7	142	167	45	33.2	28.1%	27.9
29/04/2024 18:00:00	32.2	157	185	40	32.8	25.9%	27.5
29/04/2024 19:00:00	32.3	94	111	40	33.0	26.1%	27.7
29/04/2024 20:00:00	32.1	62	73	50	34.0	23.3%	27.6
29/04/2024 21:00:00	33.0	40	47	40	33.7	27.7%	27.1
29/04/2024 22:00:00	33.0	27	32	40	33.0	34.4%	27.5
29/04/2024 23:00:00	34.3	15	18	40	33.6	50.0%	29.9
30/04/2024 00:00:00	35.0	6	7	40	35.0	28.6%	27.9
30/04/2024 01:00:00	35.0	2	2	35	32.5	50.0%	29.5
30/04/2024 02:00:00	40.0	1	1	40	37.5	100.0%	37.0
30/04/2024 03:00:00	50.0	3	3	50	37.5	100.0%	37.0
30/04/2024 04:00:00	0.0	0	0	0	0.0	0.0%	0.0
30/04/2024 05:00:00	0.0	0	0	0	0.0	0.0%	0.0
30/04/2024 06:00:00	37.5	8	9	40	34.2	66.7%	31.4
30/04/2024 07:00:00	33.6	31	37	40	33.6	37.8%	28.9
30/04/2024 08:00:00	32.6	54	64	35	32.5	32.8%	27.5
30/04/2024 09:00:00	32.2	70	82	40	32.7	25.6%	27.0
30/04/2024 10:00:00	30.8	100	118	40	32.7	17.8%	26.9
30/04/2024 11:00:00	29.7	90	106	35	32.5	11.3%	26.2
30/04/2024 12:00:00	29.5	110	129	35	32.5	9.3%	26.0
30/04/2024 13:00:00	29.6	122	144	40	33.1	11.1%	26.3
30/04/2024 14:00:00	30.9	108	127	40	32.7	18.1%	26.7
30/04/2024 15:00:00	30.9	120	141	40	32.9	17.7%	26.4
30/04/2024 16:00:00	31.8	134	158	40	32.9	22.8%	26.8
30/04/2024 17:00:00	32.1	140	165	40	32.9	24.8%	27.5
30/04/2024 18:00:00	32.4	150	176	45	33.3	25.0%	27.8
30/04/2024 19:00:00	33.7	94	110	40	33.0	43.6%	29.1
30/04/2024 20:00:00	31.4	60	71	40	32.8	21.1%	27.1
30/04/2024 21:00:00	30.8	28	33	35	32.5	18.2%	27.3
30/04/2024 22:00:00	32.1	28	33	40	33.1	24.2%	27.5
30/04/2024 23:00:00	32.5	20	23	40	33.5	21.7%	27.7
01/05/2024 00:00:00	33.8	8	10	40	33.5	50.0%	29.2
01/05/2024 01:00:00	33.3	6	7	35	32.5	42.9%	28.7
01/05/2024 02:00:00	35.0	1	1	35	32.5	100.0%	32.0
01/05/2024 03:00:00	0.0	0	0	0	0.0	0.0%	0.0
01/05/2024 04:00:00	0.0	0	0	0	0.0	0.0%	0.0
01/05/2024 05:00:00	35.0	1	1	35	32.5	100.0%	32.0
01/05/2024 06:00:00	37.5	7	8	40	34.5	62.5%	31.4
01/05/2024 07:00:00	34.4	42	50	40	33.8	48.0%	29.4
01/05/2024 08:00:00	32.8	51	60	40	32.8	31.7%	28.5
01/05/2024 09:00:00	33.2	77	91	40	33.3	33.0%	28.1
01/05/2024 10:00:00	31.6	98	115	40	32.9	20.9%	26.1
01/05/2024 11:00:00	30.3	92	108	40	32.8	15.7%	26.5

Incoming Summary  
 Site 1B (outside no 10 Long Lane)

from Sun-Apr-07-2024-12-00-PM to Tue-May-07-2024-02-59-PM

01/05/2024 12:00:00	30.9	92	108	40	33.3	17.6%	26.8
01/05/2024 13:00:00	31.3	102	120	40	32.7	20.0%	26.4
01/05/2024 14:00:00	30.6	103	121	40	33.0	16.5%	26.3
01/05/2024 15:00:00	31.7	120	141	40	33.2	21.3%	27.0
01/05/2024 16:00:00	32.2	116	137	40	32.8	26.3%	27.5
01/05/2024 17:00:00	32.8	162	191	40	33.0	30.9%	27.9
01/05/2024 18:00:00	32.8	132	155	40	32.9	30.3%	27.6
01/05/2024 19:00:00	33.0	115	135	40	33.1	31.1%	28.3
01/05/2024 20:00:00	31.2	88	104	40	33.3	19.2%	26.8
01/05/2024 21:00:00	32.7	49	58	40	33.1	29.3%	28.6
01/05/2024 22:00:00	30.0	26	30	35	32.5	13.3%	25.6
01/05/2024 23:00:00	33.1	24	28	40	33.1	32.1%	27.7
02/05/2024 00:00:00	35.0	5	6	45	37.5	33.3%	30.3
02/05/2024 01:00:00	30.0	2	2	30	0.0	0.0%	27.5
02/05/2024 02:00:00	0.0	0	0	0	0.0	0.0%	0.0
02/05/2024 03:00:00	0.0	0	0	0	0.0	0.0%	0.0
02/05/2024 04:00:00	35.0	1	1	35	32.5	100.0%	32.0
02/05/2024 05:00:00	0.0	0	0	0	0.0	0.0%	0.0
02/05/2024 06:00:00	33.6	14	16	35	32.5	43.8%	27.9
02/05/2024 07:00:00	34.2	37	43	40	33.2	48.8%	29.0
02/05/2024 08:00:00	32.8	58	68	40	33.0	29.4%	27.9
02/05/2024 09:00:00	31.5	75	88	40	32.8	20.5%	27.1
02/05/2024 10:00:00	29.8	107	126	40	33.4	12.7%	26.0
02/05/2024 11:00:00	29.6	111	131	40	32.8	11.5%	26.1
02/05/2024 12:00:00	29.9	115	135	40	33.3	14.1%	26.5
02/05/2024 13:00:00	32.0	105	123	40	33.2	22.0%	26.6
02/05/2024 14:00:00	31.8	89	105	40	33.2	21.9%	27.5
02/05/2024 15:00:00	31.5	105	124	45	33.1	21.0%	27.3
02/05/2024 16:00:00	30.7	141	166	40	32.8	17.5%	27.0
02/05/2024 17:00:00	32.0	158	186	45	32.8	24.7%	27.7
02/05/2024 18:00:00	32.8	170	200	40	33.0	30.5%	28.1
02/05/2024 19:00:00	34.2	110	129	45	33.9	38.8%	28.8
02/05/2024 20:00:00	30.9	70	82	40	33.6	17.1%	26.5
02/05/2024 21:00:00	32.9	38	45	40	32.8	33.3%	28.7
02/05/2024 22:00:00	31.7	33	39	35	32.5	23.1%	27.8
02/05/2024 23:00:00	33.3	27	32	40	33.4	34.4%	28.0
03/05/2024 00:00:00	33.3	6	7	35	32.5	42.9%	27.9
03/05/2024 01:00:00	32.5	4	5	35	32.5	40.0%	29.2
03/05/2024 02:00:00	30.0	2	2	30	0.0	0.0%	27.0
03/05/2024 03:00:00	35.0	1	1	35	32.5	100.0%	32.0
03/05/2024 04:00:00	0.0	0	0	0	0.0	0.0%	0.0
03/05/2024 05:00:00	40.0	3	3	40	37.5	33.3%	30.3
03/05/2024 06:00:00	35.0	8	9	40	33.8	44.4%	29.9
03/05/2024 07:00:00	34.3	22	26	40	33.1	61.5%	30.3
03/05/2024 08:00:00	31.5	51	60	40	33.3	20.0%	26.6
03/05/2024 09:00:00	32.9	65	76	45	33.2	30.3%	27.9
03/05/2024 10:00:00	29.9	94	110	40	32.8	13.6%	25.3
03/05/2024 11:00:00	29.6	81	95	35	32.5	11.6%	25.2

Incoming Summary  
 Site 1B (outside no 10 Long Lane)

from Sun-Apr-07-2024-12-00-PM to Tue-May-07-2024-02-59-PM

03/05/2024 12:00:00	29.9	95	112	40	32.8	14.3%	26.6
03/05/2024 13:00:00	29.7	112	132	40	32.8	12.1%	25.6
03/05/2024 14:00:00	29.8	91	107	40	33.2	13.1%	26.0
03/05/2024 15:00:00	29.9	99	117	40	33.1	13.7%	26.8
03/05/2024 16:00:00	31.5	123	145	40	32.7	21.4%	27.2
03/05/2024 17:00:00	30.5	132	155	40	33.3	16.1%	26.4
03/05/2024 18:00:00	31.3	146	172	40	32.9	19.8%	27.1
03/05/2024 19:00:00	30.5	111	131	40	32.7	16.8%	26.7
03/05/2024 20:00:00	32.7	64	75	40	32.7	30.7%	27.7
03/05/2024 21:00:00	33.3	38	45	45	34.4	28.9%	27.2
03/05/2024 22:00:00	30.0	31	36	35	32.5	13.9%	24.8
03/05/2024 23:00:00	30.0	22	26	40	33.8	15.4%	26.5
04/05/2024 00:00:00	32.5	11	13	40	34.2	23.1%	27.2
04/05/2024 01:00:00	33.0	9	11	35	32.5	45.5%	28.5
04/05/2024 02:00:00	40.0	3	3	40	37.5	33.3%	30.3
04/05/2024 03:00:00	0.0	0	0	0	0.0	0.0%	0.0
04/05/2024 04:00:00	40.0	2	2	40	37.5	50.0%	32.0
04/05/2024 05:00:00	35.0	1	1	35	32.5	100.0%	32.0
04/05/2024 06:00:00	40.0	8	9	45	35.5	55.6%	31.4
04/05/2024 07:00:00	29.4	10	12	35	32.5	8.3%	25.8
04/05/2024 08:00:00	33.6	25	29	40	32.9	41.4%	29.1
04/05/2024 09:00:00	33.4	50	59	40	33.5	33.9%	28.5
04/05/2024 10:00:00	30.3	83	98	35	32.5	16.3%	26.6
04/05/2024 11:00:00	29.6	87	102	40	33.4	10.8%	26.0
04/05/2024 12:00:00	30.5	129	152	40	33.5	16.4%	26.3
04/05/2024 13:00:00	32.5	128	151	40	32.7	29.1%	27.1
04/05/2024 14:00:00	30.8	88	104	40	32.8	18.3%	27.1
04/05/2024 15:00:00	30.5	122	144	40	33.1	16.7%	26.0
04/05/2024 16:00:00	30.9	124	146	35	32.5	18.5%	26.3
04/05/2024 17:00:00	31.9	114	134	40	33.0	22.4%	27.2
04/05/2024 18:00:00	32.0	95	112	40	33.5	22.3%	27.4
04/05/2024 19:00:00	31.8	82	97	40	33.0	22.7%	27.4
04/05/2024 20:00:00	31.1	61	72	35	32.5	19.4%	27.4
04/05/2024 21:00:00	33.6	47	55	50	34.2	32.7%	28.7
04/05/2024 22:00:00	33.6	31	37	45	34.8	29.7%	28.9
04/05/2024 23:00:00	34.5	23	27	40	33.7	48.1%	28.7
05/05/2024 00:00:00	36.7	9	11	40	35.0	54.5%	30.3
05/05/2024 01:00:00	32.5	9	11	40	34.2	27.3%	25.8
05/05/2024 02:00:00	37.5	6	7	40	34.5	71.4%	32.0
05/05/2024 03:00:00	30.0	1	1	30	0.0	0.0%	27.0
05/05/2024 04:00:00	35.0	2	2	35	32.5	50.0%	29.5
05/05/2024 05:00:00	0.0	0	0	0	0.0	0.0%	0.0
05/05/2024 06:00:00	35.0	8	9	40	33.8	44.4%	28.8
05/05/2024 07:00:00	33.8	8	9	35	32.5	44.4%	28.4
05/05/2024 08:00:00	32.5	22	26	35	32.5	30.8%	27.9
05/05/2024 09:00:00	32.7	47	55	40	33.2	27.3%	27.1
05/05/2024 10:00:00	31.1	82	96	35	32.5	18.8%	25.9
05/05/2024 11:00:00	30.3	122	143	40	33.4	15.4%	25.9



Incoming Summary  
 Site 1B (outside no 10 Long Lane)

from Sun-Apr-07-2024-12-00-PM to Tue-May-07-2024-02-59-PM

05/05/2024 12:00:00	31.7	108	127	40	32.7	22.0%	26.8
05/05/2024 13:00:00	31.5	110	130	40	32.7	21.5%	26.5
05/05/2024 14:00:00	29.8	127	149	40	32.8	12.8%	25.9
05/05/2024 15:00:00	29.6	116	136	40	33.2	11.0%	25.2
05/05/2024 16:00:00	30.6	101	119	40	33.0	16.8%	26.5
05/05/2024 17:00:00	31.7	103	121	40	32.7	22.3%	27.0
05/05/2024 18:00:00	32.1	81	95	40	32.9	24.2%	27.8
05/05/2024 19:00:00	32.7	72	85	40	32.7	31.8%	28.2
05/05/2024 20:00:00	31.9	60	71	40	33.4	22.5%	27.7
05/05/2024 21:00:00	33.1	37	43	40	33.9	25.6%	27.5
05/05/2024 22:00:00	29.6	22	26	45	35.8	11.5%	25.1
05/05/2024 23:00:00	36.7	13	15	40	35.5	33.3%	28.5
06/05/2024 00:00:00	30.0	9	11	45	40.0	18.2%	29.0
06/05/2024 01:00:00	33.8	7	8	35	32.5	50.0%	28.3
06/05/2024 02:00:00	30.0	4	5	35	32.5	20.0%	25.2
06/05/2024 03:00:00	40.0	1	1	40	37.5	100.0%	37.0
06/05/2024 04:00:00	0.0	0	0	0	0.0	0.0%	0.0
06/05/2024 05:00:00	35.0	2	2	35	32.5	50.0%	27.0
06/05/2024 06:00:00	40.0	1	1	40	37.5	100.0%	37.0
06/05/2024 07:00:00	35.0	14	16	40	33.6	56.3%	29.3
06/05/2024 08:00:00	31.7	26	31	40	33.2	22.6%	26.4
06/05/2024 09:00:00	33.1	38	45	40	32.8	37.8%	28.3
06/05/2024 10:00:00	29.7	77	91	35	32.5	12.1%	26.3
06/05/2024 11:00:00	29.7	120	141	45	33.1	12.1%	25.7
06/05/2024 12:00:00	29.7	119	140	35	32.5	12.1%	25.9
06/05/2024 13:00:00	29.8	122	144	40	33.3	13.2%	26.2
06/05/2024 14:00:00	30.8	120	141	40	32.7	17.7%	26.4
06/05/2024 15:00:00	31.9	110	129	40	33.0	22.5%	27.4
06/05/2024 16:00:00	32.4	122	144	35	32.5	29.9%	27.6
06/05/2024 17:00:00	32.0	85	100	40	32.9	24.0%	27.5
06/05/2024 18:00:00	30.0	80	94	40	33.2	14.9%	26.7
06/05/2024 19:00:00	31.2	82	96	40	32.8	18.8%	26.9
06/05/2024 20:00:00	32.3	42	50	40	32.9	28.0%	27.9
06/05/2024 21:00:00	35.0	27	32	40	34.4	40.6%	29.3
06/05/2024 22:00:00	35.0	18	21	45	37.5	23.8%	27.5
06/05/2024 23:00:00	35.0	14	16	45	35.0	37.5%	28.9
07/05/2024 00:00:00	35.0	3	4	40	35.0	50.0%	29.5
07/05/2024 01:00:00	0.0	0	0	0	0.0	0.0%	0.0
07/05/2024 02:00:00	40.0	2	2	40	37.5	50.0%	32.0
07/05/2024 03:00:00	0.0	0	0	0	0.0	0.0%	0.0
07/05/2024 04:00:00	0.0	0	0	0	0.0	0.0%	0.0
07/05/2024 05:00:00	30.0	1	1	30	0.0	0.0%	27.0
07/05/2024 06:00:00	35.0	11	13	40	35.0	30.8%	28.3
07/05/2024 07:00:00	33.3	32	38	40	33.2	36.8%	28.1
07/05/2024 08:00:00	32.8	54	63	40	33.1	28.6%	28.1
07/05/2024 09:00:00	33.6	68	80	40	33.6	35.0%	28.5
07/05/2024 10:00:00	30.6	97	114	40	33.3	16.7%	26.5
07/05/2024 11:00:00	29.6	121	142	40	33.4	11.3%	25.4

Incoming Summary  
Site 1B (outside no 10 Long Lane)

from Sun-Apr-07-2024-12-00-PM to Tue-May-07-2024-02-59-PM

07/05/2024 12:00:00	29.9	109	128	35	32.5	14.1%	26.0
07/05/2024 13:00:00	29.9	121	142	40	33.3	14.1%	25.9
07/05/2024 14:00:00	30.3	123	145	45	33.6	15.9%	26.3
07/05/2024 15:00:00	32.5	105	123	40	33.1	26.0%	27.7

Day/Time Ending	85th pctI (MPH)	85th pctI cnts	Total Cnts	Max Speed	Avg Speeder	% Speeders	Avg Speed
08/04/2024 00:00:00	32.5	609	717	40	33.2	26.8%	27.6
09/04/2024 00:00:00	32.1	1396	1642	50	33.3	23.2%	27.1
10/04/2024 00:00:00	32.3	1238	1456	45	33.1	25.6%	27.5
11/04/2024 00:00:00	32.2	1391	1636	50	33.2	24.1%	27.4
12/04/2024 00:00:00	32.3	1366	1607	50	33.2	25.1%	27.5
13/04/2024 00:00:00	32.3	1551	1825	50	33.1	25.0%	27.3
14/04/2024 00:00:00	32.1	1341	1578	50	33.2	24.1%	27.3
15/04/2024 00:00:00	32.1	1256	1478	50	33.1	24.2%	27.3
16/04/2024 00:00:00	32.1	1201	1413	45	33.0	24.3%	27.2
17/04/2024 00:00:00	31.6	1266	1489	50	33.1	20.7%	27.0
18/04/2024 00:00:00	32.1	1510	1776	45	33.0	24.0%	27.2
19/04/2024 00:00:00	32.0	1606	1889	45	33.1	22.9%	27.3
20/04/2024 00:00:00	32.2	1658	1951	50	33.1	25.0%	27.3
21/04/2024 00:00:00	32.2	1429	1681	45	33.2	24.2%	27.4
22/04/2024 00:00:00	32.3	1254	1475	45	33.2	25.4%	27.3
23/04/2024 00:00:00	32.3	1592	1873	50	33.2	25.1%	27.5
24/04/2024 00:00:00	31.6	1578	1857	45	33.0	20.8%	27.0
25/04/2024 00:00:00	32.1	1624	1910	45	33.0	24.3%	27.4
26/04/2024 00:00:00	31.9	1640	1930	45	33.1	22.5%	27.2
27/04/2024 00:00:00	32.3	1731	2037	45	33.1	25.2%	27.4
28/04/2024 00:00:00	31.1	1515	1782	45	33.0	18.5%	26.7
29/04/2024 00:00:00	31.0	1108	1304	45	33.1	18.5%	26.8
30/04/2024 00:00:00	31.7	1454	1710	50	33.1	21.5%	27.2
01/05/2024 00:00:00	31.8	1481	1742	50	33.0	22.0%	27.1
02/05/2024 00:00:00	32.3	1509	1775	45	33.1	25.5%	27.3
03/05/2024 00:00:00	32.0	1571	1848	45	33.1	23.3%	27.3
04/05/2024 00:00:00	31.1	1405	1653	45	33.0	18.6%	26.6
05/05/2024 00:00:00	31.9	1333	1568	50	33.2	22.4%	27.1
06/05/2024 00:00:00	31.5	1264	1487	45	33.1	20.4%	26.7
07/05/2024 00:00:00	31.5	1234	1452	45	33.1	20.5%	26.9
07/05/2024 14:59:59	31.3	842	991	45	33.3	19.5%	26.7

Incoming Weekly Counts  
 Site 1B (outside no 10 Long Lane)

from Sun-Apr-07-2024-12-00-PM to Tue-May-07-2024-02-59-PM

	01/04/2024	to	07/04/2024							
	Monday	Tuesday	Wednesday	Thursday	Friday	Saturday	Sunday	Week	Weekend	Week Day 85%
Hour	01/04/2024	02/04/2024	03/04/2024	04/04/2024	05/04/2024	06/04/2024	07/04/2024	Day Avg	Avg	Avg Speed
0 - 1	*	*	*	*	*	*	*	0	0	0
1 - 2	*	*	*	*	*	*	*	0	0	0
2 - 3	*	*	*	*	*	*	*	0	0	0
3 - 4	*	*	*	*	*	*	*	0	0	0
4 - 5	*	*	*	*	*	*	*	0	0	0
5 - 6	*	*	*	*	*	*	*	0	0	0
6 - 7	*	*	*	*	*	*	*	0	0	0
7 - 8	*	*	*	*	*	*	*	0	0	0
8 - 9	*	*	*	*	*	*	*	0	0	0
9 - 10	*	*	*	*	*	*	*	0	0	0
10 - 11	*	*	*	*	*	*	*	0	0	0
11 - 12	*	*	*	*	*	*	*	0	0	0
12 - 13	*	*	*	*	*	*	20	0	20	0
13 - 14	*	*	*	*	*	*	113	0	113	0
14 - 15	*	*	*	*	*	*	120	0	120	0
15 - 16	*	*	*	*	*	*	124	0	124	0
16 - 17	*	*	*	*	*	*	92	0	92	0
17 - 18	*	*	*	*	*	*	88	0	88	0
18 - 19	*	*	*	*	*	*	66	0	66	0
19 - 20	*	*	*	*	*	*	38	0	38	0
20 - 21	*	*	*	*	*	*	31	0	31	0
21 - 22	*	*	*	*	*	*	10	0	10	0
22 - 23	*	*	*	*	*	*	10	0	10	0
23 - 24	*	*	*	*	*	*	5	0	5	0
Totals	0	0	0	0	0	0	717			
% of Total	0%	0%	0%	0%	0%	0%	100%			

Incoming Weekly Counts  
 Site 1B (outside no 10 Long Lane)

from Sun-Apr-07-2024-12-00-PM to Tue-May-07-2024-02-59-PM

	08/04/2024	to	14/04/2024							
	Monday	Tuesday	Wednesday	Thursday	Friday	Saturday	Sunday	Week	Weekend	Week Day 85%
Hour	08/04/2024	09/04/2024	10/04/2024	11/04/2024	12/04/2024	13/04/2024	14/04/2024	Day Avg	Avg	Avg Speed
0 - 1	2	1	6	0	3	5	8	2.4	6.5	35.95
1 - 2	1	0	1	1	1	1	4	0.8	2.5	28.75
2 - 3	0	0	0	0	0	1	0	0	0.5	0
3 - 4	0	0	2	1	0	1	1	0.6	1	30
4 - 5	3	2	0	1	4	0	3	2	1.5	33.33
5 - 6	4	4	5	6	5	4	5	4.8	4.5	35.16
6 - 7	20	9	19	19	15	17	9	16.4	13	33.14
7 - 8	53	56	46	48	56	31	31	51.8	31	32.9
8 - 9	70	48	58	57	81	53	39	62.8	46	31.78
9 - 10	101	90	104	120	110	84	103	105	93.5	31.08
10 - 11	123	108	123	138	139	122	140	126.2	131	30.78
11 - 12	115	120	128	102	140	157	170	121	163.5	30.86
12 - 13	125	148	105	120	170	156	156	133.6	156	31.18
13 - 14	135	111	136	118	144	179	155	128.8	167	30.72
14 - 15	139	117	121	128	164	161	137	133.8	149	31.86
15 - 16	153	126	165	117	165	128	126	145.2	127	31.9
16 - 17	171	143	178	179	164	117	110	167	113.5	32.58
17 - 18	185	144	176	162	183	89	95	170	92	32.96
18 - 19	101	105	97	120	119	106	79	108.4	92.5	33.32
19 - 20	59	64	71	66	59	66	49	63.8	57.5	33.3
20 - 21	38	30	41	42	45	46	27	39.2	36.5	33.44
21 - 22	25	16	23	35	27	25	23	25.2	24	31.98
22 - 23	18	9	24	18	20	17	4	17.8	10.5	33.06
23 - 24	1	5	7	9	11	12	4	6.6	8	31.04
Totals	1642	1456	1636	1607	1825	1578	1478			
% of Total	14.63%	12.97%	14.58%	14.32%	16.26%	14.06%	13.17%			

Incoming Weekly Counts  
 Site 1B (outside no 10 Long Lane)

from Sun-Apr-07-2024-12-00-PM to Tue-May-07-2024-02-59-PM

	15/04/2024	to	21/04/2024							
	Monday	Tuesday	Wednesday	Thursday	Friday	Saturday	Sunday	Week	Weekend	Week Day 85%
Hour	15/04/2024	16/04/2024	17/04/2024	18/04/2024	19/04/2024	20/04/2024	21/04/2024	Day Avg	Avg	Avg Speed
0 - 1	4	3	1	4	3	7	9	3	8	35
1 - 2	0	2	1	1	1	7	3	1	5	27.5
2 - 3	1	1	0	0	1	0	2	0.6	1	30
3 - 4	0	0	0	4	1	1	1	1	1	34.4
4 - 5	1	0	2	2	1	2	6	1.2	4	32.5
5 - 6	5	7	1	12	7	11	2	6.4	6.5	33.84
6 - 7	14	22	22	35	37	12	15	26	13.5	33.9
7 - 8	50	45	56	75	56	31	29	56.4	30	32.42
8 - 9	74	85	84	93	108	72	43	88.8	57.5	32.54
9 - 10	91	104	103	114	113	114	107	105	110.5	30.6
10 - 11	74	76	121	89	97	119	105	91.4	112	30.44
11 - 12	116	101	125	118	125	147	153	117	150	30.52
12 - 13	103	133	141	154	135	166	158	133.2	162	30.36
13 - 14	98	137	113	139	131	152	155	123.6	153.5	31.66
14 - 15	127	105	141	159	161	141	143	138.6	142	30.88
15 - 16	113	141	169	164	177	148	146	152.8	147	31.22
16 - 17	137	136	189	179	192	121	106	166.6	113.5	32.54
17 - 18	180	144	196	222	222	120	99	192.8	109.5	32.68
18 - 19	99	116	118	134	159	124	73	125.2	98.5	32.78
19 - 20	53	42	83	83	90	65	53	70.2	59	32.7
20 - 21	24	34	47	43	53	42	31	40.2	36.5	32.6
21 - 22	33	25	32	31	36	24	23	31.4	23.5	30.62
22 - 23	10	20	24	25	31	32	8	22	20	31.84
23 - 24	6	10	7	9	14	23	5	9.2	14	31.08
Totals	1413	1489	1776	1889	1951	1681	1475			
% of Total	12.1%	12.75%	15.21%	16.18%	16.71%	14.4%	12.63%			

Incoming Weekly Counts  
 Site 1B (outside no 10 Long Lane)

from Sun-Apr-07-2024-12-00-PM to Tue-May-07-2024-02-59-PM

	22/04/2024	to	28/04/2024							
	Monday	Tuesday	Wednesday	Thursday	Friday	Saturday	Sunday	Week	Weekend	Week Day 85%
Hour	22/04/2024	23/04/2024	24/04/2024	25/04/2024	26/04/2024	27/04/2024	28/04/2024	Day Avg	Avg	Avg Speed
0 - 1	5	8	8	4	5	11	4	6	7.5	29.84
1 - 2	0	2	0	5	1	3	6	1.6	4.5	31.67
2 - 3	2	3	2	0	1	2	3	1.6	2.5	32.5
3 - 4	0	0	0	0	0	1	0	0	0.5	0
4 - 5	1	4	1	5	3	2	2	2.8	2	33.5
5 - 6	9	5	9	4	6	12	3	6.6	7.5	34.66
6 - 7	43	36	33	46	47	12	7	41	9.5	33.86
7 - 8	75	88	80	72	79	25	23	78.8	24	32.74
8 - 9	94	96	94	92	109	81	39	97	60	32.46
9 - 10	126	100	114	106	117	108	76	112.6	92	31.02
10 - 11	108	119	114	174	130	121	103	129	112	30.32
11 - 12	142	112	138	139	117	173	109	129.6	141	30.28
12 - 13	147	141	133	120	160	176	137	140.2	156.5	30.94
13 - 14	143	135	141	132	122	198	148	134.6	173	30.96
14 - 15	146	146	130	151	167	144	143	148	143.5	31.08
15 - 16	168	153	156	156	178	132	118	162.2	125	31.4
16 - 17	180	184	188	191	191	110	105	186.8	107.5	32.76
17 - 18	193	212	211	194	196	136	82	201.2	109	32.26
18 - 19	103	115	136	119	169	115	77	128.4	96	32.9
19 - 20	78	89	100	79	92	84	53	87.6	68.5	33.02
20 - 21	45	52	49	58	57	49	28	52.2	38.5	32.64
21 - 22	35	28	44	35	44	34	19	37.2	26.5	31.92
22 - 23	22	23	16	35	24	27	12	24	19.5	32.72
23 - 24	8	6	13	13	22	26	7	12.4	16.5	33.62
Totals	1873	1857	1910	1930	2037	1782	1304			
% of Total	14.76%	14.63%	15.05%	15.21%	16.05%	14.04%	10.27%			

Incoming Weekly Counts  
 Site 1B (outside no 10 Long Lane)

from Sun-Apr-07-2024-12-00-PM to Tue-May-07-2024-02-59-PM

	29/04/2024	to	05/05/2024							
	Monday	Tuesday	Wednesday	Thursday	Friday	Saturday	Sunday	Week	Weekend	Week Day 85%
Hour	29/04/2024	30/04/2024	01/05/2024	02/05/2024	03/05/2024	04/05/2024	05/05/2024	Day Avg	Avg	Avg Speed
0 - 1	4	2	7	2	5	11	11	4	11	32.16
1 - 2	0	1	1	0	2	3	7	0.8	5	35
2 - 3	0	3	0	0	1	0	1	0.8	0.5	42.5
3 - 4	0	0	0	1	0	2	2	0.2	2	35
4 - 5	0	0	1	0	3	1	0	0.8	0.5	37.5
5 - 6	5	9	8	16	9	9	9	9.4	9	35.22
6 - 7	42	37	50	43	26	12	9	39.6	10.5	33.84
7 - 8	75	64	60	68	60	29	26	65.4	27.5	32.04
8 - 9	95	82	91	88	76	59	55	86.4	57	32.42
9 - 10	131	118	115	126	110	98	96	120	97	30.38
10 - 11	109	106	108	131	95	102	143	109.8	122.5	30
11 - 12	121	129	108	135	112	152	127	121	139.5	30.26
12 - 13	128	144	120	123	132	151	130	129.4	140.5	30.52
13 - 14	122	127	121	105	107	104	149	116.4	126.5	30.58
14 - 15	128	141	141	124	117	144	136	130.2	140	30.9
15 - 16	110	158	137	166	145	146	119	143.2	132.5	31.72
16 - 17	167	165	191	186	155	134	121	172.8	127.5	32.02
17 - 18	185	176	155	200	172	112	95	177.6	103.5	32.3
18 - 19	111	110	135	129	131	97	85	123.2	91	32.74
19 - 20	73	71	104	82	75	72	71	81	71.5	31.66
20 - 21	47	33	58	45	45	55	43	45.6	49	32.54
21 - 22	32	33	30	39	36	37	26	34	31.5	31.36
22 - 23	18	23	28	32	26	27	15	25.4	21	32.64
23 - 24	7	10	6	7	13	11	11	8.6	11	33.92
Totals	1710	1742	1775	1848	1653	1568	1487			
% of Total	14.51%	14.78%	15.06%	15.68%	14.03%	13.31%	12.62%			



Incoming Weekly Counts  
 Site 1B (outside no 10 Long Lane)

from Sun-Apr-07-2024-12-00-PM to Tue-May-07-2024-02-59-PM

	06/05/2024	to	12/05/2024							
	Monday	Tuesday	Wednesday	Thursday	Friday	Saturday	Sunday	Week	Weekend	Week Day 85%
Hour	06/05/2024	07/05/2024	08/05/2024	09/05/2024	10/05/2024	11/05/2024	12/05/2024	Day Avg	Avg	Avg Speed
0 - 1	8	0	*	*	*	*	*	4	0	33.8
1 - 2	5	2	*	*	*	*	*	3.5	0	35
2 - 3	1	0	*	*	*	*	*	0.5	0	40
3 - 4	0	0	*	*	*	*	*	0	0	0
4 - 5	2	1	*	*	*	*	*	1.5	0	32.5
5 - 6	1	13	*	*	*	*	*	7	0	37.5
6 - 7	16	38	*	*	*	*	*	27	0	34.15
7 - 8	31	63	*	*	*	*	*	47	0	32.25
8 - 9	45	80	*	*	*	*	*	62.5	0	33.35
9 - 10	91	114	*	*	*	*	*	102.5	0	30.15
10 - 11	141	142	*	*	*	*	*	141.5	0	29.65
11 - 12	140	128	*	*	*	*	*	134	0	29.8
12 - 13	144	142	*	*	*	*	*	143	0	29.85
13 - 14	141	145	*	*	*	*	*	143	0	30.55
14 - 15	129	123	*	*	*	*	*	126	0	32.2
15 - 16	144	*	*	*	*	*	*	144	0	32.4
16 - 17	100	*	*	*	*	*	*	100	0	32
17 - 18	94	*	*	*	*	*	*	94	0	30
18 - 19	96	*	*	*	*	*	*	96	0	31.2
19 - 20	50	*	*	*	*	*	*	50	0	32.3
20 - 21	32	*	*	*	*	*	*	32	0	35
21 - 22	21	*	*	*	*	*	*	21	0	35
22 - 23	16	*	*	*	*	*	*	16	0	35
23 - 24	4	*	*	*	*	*	*	4	0	35
Totals	1452	991	0	0	0	0	0			
% of Total	59.44%	40.56%	0%	0%	0%	0%	0%			

Incoming Monthly Counts

Site 1B (outside no 10 Long Lane)

from Sun-Apr-07-2024-12-00-PM to Tue-May-07-2024-02-59-PM

Hour	Apr 2024							Week Day Avg	Weekend Avg	Week Day 85% Avg Speed
	Monday	Tuesday	Wednesday	Thursday	Friday	Saturday	Sunday			
0 - 1	15	14	15	8	11	23	21	12.6	22	32.96
1 - 2	1	5	2	7	3	11	13	3.6	12	33
2 - 3	3	7	2	0	2	3	5	2.8	4	33.75
3 - 4	0	0	2	5	1	3	2	1.6	2.5	34.6
4 - 5	5	6	3	8	8	4	11	6	7.5	35.26
5 - 6	23	25	15	22	18	27	10	20.6	18.5	35.1
6 - 7	119	104	74	100	99	41	31	99.2	36	33.64
7 - 8	253	253	182	195	191	87	83	214.8	85	32.66
8 - 9	333	311	236	242	298	206	121	284	163.5	32.36
9 - 10	449	412	321	340	340	306	286	372.4	296	30.88
10 - 11	414	409	358	401	366	362	348	389.6	355	30.32
11 - 12	494	462	391	359	382	477	432	417.6	454.5	30.48
12 - 13	503	566	379	394	465	498	471	461.4	484.5	30.76
13 - 14	498	510	390	389	397	529	571	436.8	550	31.12
14 - 15	540	509	392	438	492	446	543	474.2	494.5	31.22
15 - 16	544	578	490	437	520	408	514	513.8	461	31.64
16 - 17	655	628	555	549	547	348	413	586.8	380.5	32.64
17 - 18	743	676	583	578	601	345	364	636.2	354.5	32.62
18 - 19	414	446	351	373	447	345	295	406.2	320	33.02
19 - 20	263	266	254	228	241	215	193	250.4	204	32.94
20 - 21	154	149	137	143	155	137	117	147.6	127	32.86
21 - 22	125	102	99	101	107	83	75	106.8	79	31.76
22 - 23	68	75	64	78	75	76	34	72	55	32.84
23 - 24	22	31	27	31	47	61	21	31.6	41	33.1
Totals	6638	6544	5322	5426	5813	5041	4974			
% of Total	16.7%	16.46%	13.39%	13.65%	14.62%	12.68%	12.51%			

Incoming Monthly Counts

Site 1B (outside no 10 Long Lane)

from Sun-Apr-07-2024-12-00-PM to Tue-May-07-2024-02-59-PM

Hour	May 2024							Week Day Avg	Weekend Avg	Week Day 85% Avg Speed
	Monday	Tuesday	Wednesday	Thursday	Friday	Saturday	Sunday			
0 - 1	8	0	7	2	5	11	11	4.4	11	32.4
1 - 2	5	2	1	0	2	3	7	2	5	33.75
2 - 3	1	0	0	0	1	0	1	0.4	0.5	37.5
3 - 4	0	0	0	1	0	2	2	0.2	2	35
4 - 5	2	1	1	0	3	1	0	1.4	0.5	35
5 - 6	1	13	8	16	9	9	9	9.4	9	36.22
6 - 7	16	38	50	43	26	12	9	34.6	10.5	34.24
7 - 8	31	63	60	68	60	29	26	56.4	27.5	32.32
8 - 9	45	80	91	88	76	59	55	76	57	32.86
9 - 10	91	114	115	126	110	98	96	111.2	97	30.32
10 - 11	141	142	108	131	95	102	143	123.4	122.5	29.76
11 - 12	140	128	108	135	112	152	127	124.6	139.5	30.06
12 - 13	144	142	120	123	132	151	130	132.2	140.5	30.54
13 - 14	141	145	121	105	107	104	149	123.8	126.5	30.66
14 - 15	129	123	141	124	117	144	136	126.8	140	31.5
15 - 16	144	*	137	166	145	146	119	148	132.5	31.7
16 - 17	100	*	191	186	155	134	121	158	127.5	31.82
17 - 18	94	*	155	200	172	112	95	155.25	103.5	31.72
18 - 19	96	*	135	129	131	97	85	122.75	91	32.22
19 - 20	50	*	104	82	75	72	71	77.75	71.5	31.78
20 - 21	32	*	58	45	45	55	43	45	49	33.47
21 - 22	21	*	30	39	36	37	26	31.5	31.5	31.68
22 - 23	16	*	28	32	26	27	15	25.5	21	32.85
23 - 24	4	*	6	7	13	11	11	7.5	11	33.95
Totals	1452	991	1775	1848	1653	1568	1487			
% of Total	13.48%	9.2%	16.47%	17.15%	15.34%	14.55%	13.8%			

Incoming Weekly Speeds  
 Site 1B (outside no 10 Long Lane)

from Sun-Apr-07-2024-12-00-PM to Tue-May-07-2024-02-59-PM

	01/04/2024	to	07/04/2024							
	Monday	Tuesday	Wednesday	Thursday	Friday	Saturday	Sunday	Week	Weekend	Week Day 85%
Hour	01/04/2024	02/04/2024	03/04/2024	04/04/2024	05/04/2024	06/04/2024	07/04/2024	Day Avg	Avg	Avg Speed
0 - 1	*	*	*	*	*	*	*	*	*	0
1 - 2	*	*	*	*	*	*	*	*	*	0
2 - 3	*	*	*	*	*	*	*	*	*	0
3 - 4	*	*	*	*	*	*	*	*	*	0
4 - 5	*	*	*	*	*	*	*	*	*	0
5 - 6	*	*	*	*	*	*	*	*	*	0
6 - 7	*	*	*	*	*	*	*	*	*	0
7 - 8	*	*	*	*	*	*	*	*	*	0
8 - 9	*	*	*	*	*	*	*	*	*	0
9 - 10	*	*	*	*	*	*	*	*	*	0
10 - 11	*	*	*	*	*	*	*	*	*	0
11 - 12	*	*	*	*	*	*	*	*	*	0
12 - 13	*	*	*	*	*	*	27.85	0	27.85	0
13 - 14	*	*	*	*	*	*	27.74	0	27.74	0
14 - 15	*	*	*	*	*	*	27.59	0	27.59	0
15 - 16	*	*	*	*	*	*	27.47	0	27.47	0
16 - 17	*	*	*	*	*	*	27.79	0	27.79	0
17 - 18	*	*	*	*	*	*	27.48	0	27.48	0
18 - 19	*	*	*	*	*	*	27.14	0	27.14	0
19 - 20	*	*	*	*	*	*	27.11	0	27.11	0
20 - 21	*	*	*	*	*	*	28.87	0	28.87	0
21 - 22	*	*	*	*	*	*	26.7	0	26.7	0
22 - 23	*	*	*	*	*	*	29.2	0	29.2	0
23 - 24	*	*	*	*	*	*	27.2	0	27.2	0
Totals	0	0	0	0	0	0	27.6			
% of Total	0%	0%	0%	0%	0%	0%	100%			

Incoming Weekly Speeds  
 Site 1B (outside no 10 Long Lane)

from Sun-Apr-07-2024-12-00-PM to Tue-May-07-2024-02-59-PM

	08/04/2024	to	14/04/2024							
	Monday	Tuesday	Wednesday	Thursday	Friday	Saturday	Sunday	Week	Weekend	Week Day 85%
Hour	08/04/2024	09/04/2024	10/04/2024	11/04/2024	12/04/2024	13/04/2024	14/04/2024	Day Avg	Avg	Avg Speed
0 - 1	39.5	32	25.67	0	28.67	27	26.5	29.25	26.69	35.95
1 - 2	27	0	22	27	27	32	32.25	25.75	32.2	28.75
2 - 3	0	0	0	0	0	22	0	0	22	0
3 - 4	0	0	29.5	22	0	32	32	27	32	30
4 - 5	28.67	29.5	0	22	29.75	0	34	28.6	34	33.33
5 - 6	33.5	29.5	32	36.17	30	29.5	27	32.46	28.11	35.16
6 - 7	25.9	28.22	28.47	29.05	27.53	28.47	24.44	27.78	27.08	33.14
7 - 8	27.58	27.8	26.89	28.35	28.36	28.97	29.19	27.82	29.08	32.9
8 - 9	27.83	27.02	27.09	27.81	27.4	29.09	28	27.45	28.63	31.78
9 - 10	26.74	27.38	26.29	26.96	25.13	26.85	27.01	26.47	26.94	31.08
10 - 11	26.28	26.33	26.98	26.7	26.64	26.44	26.65	26.59	26.55	30.78
11 - 12	26.51	26.88	27.33	26.74	26.58	26.61	25.94	26.81	26.26	30.86
12 - 13	25.33	26.86	26.67	27.27	26.83	27.49	27.08	26.61	27.29	31.18
13 - 14	26.11	26.62	26.72	26.89	26.82	26.36	27.15	26.63	26.73	30.72
14 - 15	27.46	27.22	27	27.87	27.24	26.75	27.31	27.36	27.01	31.86
15 - 16	26.9	27.92	27.27	27.93	27.17	27.77	27.7	27.39	27.73	31.9
16 - 17	27.26	27.95	27.82	26.98	28.2	27.76	27.14	27.62	27.46	32.58
17 - 18	27.94	27.58	27.86	27.72	28.53	28.9	27.87	27.95	28.37	32.96
18 - 19	28.57	28.52	28.23	28.03	27.64	27.2	27.73	28.18	27.43	33.32
19 - 20	27.46	28.81	27.85	27.7	29	27.65	29.37	28.15	28.38	33.3
20 - 21	29.26	29.33	27.49	29.05	28.36	27.39	29.11	28.65	28.03	33.44
21 - 22	26.64	27.56	27.91	27.57	26.44	27.48	27.26	27.21	27.37	31.98
22 - 23	26.94	27.67	30.33	26.39	28.65	28.35	36	28.2	29.81	33.06
23 - 24	27	30.2	27.14	28.33	24.82	28.42	26	27.15	27.81	31.04
Totals	27.1	27.5	27.4	27.5	27.3	27.3	27.3			
% of Total	14.16%	14.37%	14.32%	14.37%	14.26%	14.26%	14.26%			

Incoming Weekly Speeds  
 Site 1B (outside no 10 Long Lane)

from Sun-Apr-07-2024-12-00-PM to Tue-May-07-2024-02-59-PM

	15/04/2024	to	21/04/2024							
	Monday	Tuesday	Wednesday	Thursday	Friday	Saturday	Sunday	Week	Weekend	Week Day 85%
Hour	15/04/2024	16/04/2024	17/04/2024	18/04/2024	19/04/2024	20/04/2024	21/04/2024	Day Avg	Avg	Avg Speed
0 - 1	28.5	33.67	22	33.5	27	28.57	28.22	30.13	28.37	35
1 - 2	0	7.5	27	32	32	25.71	30.33	21.2	27.1	27.5
2 - 3	32	27	0	0	22	0	29.5	27	29.5	30
3 - 4	0	0	0	32	32	27	37	32	32	34.4
4 - 5	27	0	32	27	22	32	26.33	27.83	27.75	32.5
5 - 6	31	31.57	27	29.67	29.29	27.64	32	30.12	28.31	33.84
6 - 7	28	28.73	28.82	29.11	29.7	30.08	28.67	29.05	29.3	33.9
7 - 8	26.82	27.27	28.36	26.51	28.45	28.39	29.24	27.44	28.8	32.42
8 - 9	28.78	26.65	29.14	27.33	27.57	27.96	27.79	27.84	27.9	32.54
9 - 10	24.6	26.24	26.86	27.32	25.5	27.96	26.86	26.15	27.43	30.6
10 - 11	25.65	26.51	25.96	26.46	24.45	26.56	26.21	25.78	26.4	30.44
11 - 12	26.47	26.5	26.96	26.91	26.17	26.73	26.82	26.6	26.78	30.52
12 - 13	26.08	25.89	26.7	25.99	27.6	27.44	26.87	26.46	27.16	30.36
13 - 14	27.22	26.86	27.98	27.08	27.85	27.68	27.35	27.38	27.51	31.66
14 - 15	26.76	26.81	26.15	26.58	26.78	26.29	27	26.61	26.65	30.88
15 - 16	26.42	26.96	26.69	26.83	27.77	26.43	27.4	26.98	26.91	31.22
16 - 17	28.28	27.96	27.44	28.2	27.95	27.82	27.85	27.94	27.83	32.54
17 - 18	27.49	27.44	27.6	28.16	27.76	27.14	26.93	27.72	27.05	32.68
18 - 19	28.76	27.4	28.19	28.01	27.55	28.06	28.11	27.93	28.08	32.78
19 - 20	28.19	28.26	26.73	28.51	27.59	28.37	28.38	27.77	28.37	32.7
20 - 21	27.83	27.56	26.43	27.47	28	28.17	29.19	27.42	28.6	32.6
21 - 22	29.09	26.4	25.91	24.55	27.44	27.67	28.48	26.74	28.06	30.62
22 - 23	30.2	26.8	26.12	26.64	28.94	27.44	30.25	27.53	28	31.84
23 - 24	28	26.7	28.43	25.89	28.93	29.39	28	27.65	29.14	31.08
Totals	27.2	27	27.2	27.3	27.4	27.4	27.3			
% of Total	14.26%	14.15%	14.26%	14.31%	14.36%	14.36%	14.31%			

Incoming Weekly Speeds  
 Site 1B (outside no 10 Long Lane)

from Sun-Apr-07-2024-12-00-PM to Tue-May-07-2024-02-59-PM

	22/04/2024	to	28/04/2024							
	Monday	Tuesday	Wednesday	Thursday	Friday	Saturday	Sunday	Week	Weekend	Week Day 85%
Hour	22/04/2024	23/04/2024	24/04/2024	25/04/2024	26/04/2024	27/04/2024	28/04/2024	Day Avg	Avg	Avg Speed
0 - 1	24.4	25.88	26	24.5	28	28.82	29.5	25.83	29	29.84
1 - 2	0	32	0	25	22	30.33	28.17	26.38	28.89	31.67
2 - 3	27.5	28.67	27	0	27	34.5	23.67	27.75	28	32.5
3 - 4	0	0	0	0	0	27	0	0	27	0
4 - 5	37	27.25	32	23.2	27	34.5	24.5	26.79	29.5	33.5
5 - 6	29.33	31	24.33	30.75	33.67	27.17	32	29.18	28.13	34.66
6 - 7	29.72	28.36	28.76	29.02	27.23	28.33	29.14	28.6	28.63	33.86
7 - 8	28.43	27.02	28.19	27.15	27.94	28	27.22	27.73	27.63	32.74
8 - 9	28.36	26.52	27.56	27.64	27.25	26.09	26.41	27.46	26.19	32.46
9 - 10	26.64	26.91	27.75	26.73	27.01	25.37	26.33	27.01	25.77	31.02
10 - 11	26.46	26.26	26.66	25.64	26.54	26.11	26.22	26.25	26.16	30.32
11 - 12	26.1	25.6	26.3	26.9	27.34	25.99	27	26.45	26.38	30.28
12 - 13	26.98	26.13	26.53	26.83	26.77	26.27	26.56	26.65	26.4	30.94
13 - 14	26.68	26.04	26.07	27.09	27.45	25.8	26.68	26.64	26.18	30.96
14 - 15	27.4	27.47	27.03	25.82	25.92	26.94	26.83	26.69	26.88	31.08
15 - 16	27.48	27.29	27.48	26.9	27.31	27.95	26.76	27.3	27.39	31.4
16 - 17	28.1	27.58	28.23	27.82	27.95	27.05	27.22	27.94	27.13	32.76
17 - 18	28.18	27.04	27.79	27.69	27.19	28.08	27.68	27.57	27.93	32.26
18 - 19	28.26	27.65	27.93	28.03	28.47	27.18	26.86	28.1	27.05	32.9
19 - 20	27.85	28.64	28.44	27.97	28.09	27.56	26.06	28.22	26.98	33.02
20 - 21	28.18	27.65	27.45	28.05	28.39	27.16	27.75	27.95	27.38	32.64
21 - 22	28.71	26.79	27.16	28.14	27.93	26.06	27.32	27.76	26.51	31.92
22 - 23	26.82	27.26	25.62	27.17	28.25	25.44	26.42	27.13	25.74	32.72
23 - 24	27.12	25.5	29	31.46	29.18	25.08	26	29	25.27	33.62
Totals	27.5	27	27.4	27.2	27.4	26.7	26.8			
% of Total	14.47%	14.21%	14.42%	14.32%	14.42%	14.05%	14.11%			

Incoming Weekly Speeds  
 Site 1B (outside no 10 Long Lane)

from Sun-Apr-07-2024-12-00-PM to Tue-May-07-2024-02-59-PM

	29/04/2024	to	05/05/2024							
	Monday	Tuesday	Wednesday	Thursday	Friday	Saturday	Sunday	Week	Weekend	Week Day 85%
Hour	29/04/2024	30/04/2024	01/05/2024	02/05/2024	03/05/2024	04/05/2024	05/05/2024	Day Avg	Avg	Avg Speed
0 - 1	26	29.5	28.71	27.5	29.2	28.55	25.82	28.25	27.18	32.16
1 - 2	0	37	32	0	27	30.33	32	30.75	31.5	35
2 - 3	0	37	0	0	32	0	27	35.75	27	42.5
3 - 4	0	0	0	32	0	32	29.5	32	30.75	35
4 - 5	0	0	32	0	30.33	32	0	30.75	32	37.5
5 - 6	29.4	31.44	31.38	27.88	29.89	31.44	28.78	29.7	30.11	35.22
6 - 7	28.02	28.95	29.44	29.05	30.31	25.83	28.44	29.08	26.95	33.84
7 - 8	26.88	27.48	28.47	27.85	26.58	29.07	27.92	27.44	28.53	32.04
8 - 9	28.13	27.02	28.09	27.11	27.87	28.49	27.05	27.66	27.8	32.42
9 - 10	26.1	26.87	26.1	26.05	25.29	26.57	25.93	26.09	26.25	30.38
10 - 11	27.06	26.19	26.53	26.09	25.19	26.05	25.94	26.23	25.98	30
11 - 12	26.85	26.02	26.83	26.5	26.55	26.3	26.76	26.54	26.51	30.26
12 - 13	26.46	26.3	26.36	26.59	25.6	27.07	26.53	26.26	26.82	30.52
13 - 14	26.07	26.66	26.33	27.54	25.98	27.13	25.91	26.5	26.42	30.58
14 - 15	26.56	26.43	26.96	27.34	26.76	26.03	25.21	26.8	25.63	30.9
15 - 16	27.28	26.79	27.46	27.03	27.16	26.28	26.49	27.12	26.37	31.72
16 - 17	27.89	27.49	27.93	27.66	26.41	27.22	26.97	27.51	27.1	32.02
17 - 18	27.55	27.85	27.65	28.07	27.07	27.43	27.79	27.65	27.59	32.3
18 - 19	27.72	29.11	28.35	28.75	26.73	27.39	28.19	28.11	27.76	32.74
19 - 20	27.64	27.06	26.79	26.48	27.72	27.38	27.68	27.1	27.52	31.66
20 - 21	27.13	27.27	28.59	28.69	27.24	28.65	27.53	27.85	28.16	32.54
21 - 22	27.53	27.55	25.57	27.85	24.78	28.95	25.12	26.68	27.37	31.36
22 - 23	29.94	27.7	27.71	28.03	26.46	28.67	28.47	27.85	28.6	32.64
23 - 24	27.86	29.2	30.33	27.86	27.15	30.27	29	28.3	29.64	33.92
Totals	27.2	27.1	27.3	27.3	26.6	27.1	26.7			
% of Total	14.37%	14.32%	14.42%	14.42%	14.05%	14.32%	14.1%			



Incoming Weekly Speeds  
 Site 1B (outside no 10 Long Lane)

from Sun-Apr-07-2024-12-00-PM to Tue-May-07-2024-02-59-PM

	06/05/2024	to	12/05/2024							
	Monday	Tuesday	Wednesday	Thursday	Friday	Saturday	Sunday	Week	Weekend	Week Day 85%
Hour	06/05/2024	07/05/2024	08/05/2024	09/05/2024	10/05/2024	11/05/2024	12/05/2024	Day Avg	Avg	Avg Speed
0 - 1	28.25	0	*	*	*	*	*	28.25	*	33.8
1 - 2	25.2	32	*	*	*	*	*	27.14	*	35
2 - 3	37	0	*	*	*	*	*	37	*	40
3 - 4	0	0	*	*	*	*	*	*	*	0
4 - 5	27	27	*	*	*	*	*	27	*	32.5
5 - 6	37	28.31	*	*	*	*	*	28.93	*	37.5
6 - 7	29.31	28.05	*	*	*	*	*	28.43	*	34.15
7 - 8	26.42	28.08	*	*	*	*	*	27.53	*	32.25
8 - 9	28.31	28.55	*	*	*	*	*	28.46	*	33.35
9 - 10	26.34	26.53	*	*	*	*	*	26.44	*	30.15
10 - 11	25.71	25.41	*	*	*	*	*	25.56	*	29.65
11 - 12	25.87	26.02	*	*	*	*	*	25.94	*	29.8
12 - 13	26.24	25.86	*	*	*	*	*	26.05	*	29.85
13 - 14	26.44	26.3	*	*	*	*	*	26.37	*	30.55
14 - 15	27.44	27.7	*	*	*	*	*	27.57	*	32.2
15 - 16	27.64	*	*	*	*	*	*	27.64	*	32.4
16 - 17	27.55	*	*	*	*	*	*	27.55	*	32
17 - 18	26.69	*	*	*	*	*	*	26.69	*	30
18 - 19	26.86	*	*	*	*	*	*	26.86	*	31.2
19 - 20	27.94	*	*	*	*	*	*	27.94	*	32.3
20 - 21	29.28	*	*	*	*	*	*	29.28	*	35
21 - 22	27.48	*	*	*	*	*	*	27.48	*	35
22 - 23	28.94	*	*	*	*	*	*	28.94	*	35
23 - 24	29.5	*	*	*	*	*	*	29.5	*	35
Totals	26.9	26.7	0	0	0	0	0			
% of Total	50.19%	49.81%	0%	0%	0%	0%	0%			

Incoming Monthly Speeds  
 Site 1B (outside no 10 Long Lane)

from Sun-Apr-07-2024-12-00-PM to Tue-May-07-2024-02-59-PM

Hour	Apr 2024							Week Day Avg	Weekend Avg	Week Day 85% Avg Speed
	Monday	Tuesday	Wednesday	Thursday	Friday	Saturday	Sunday			
0 - 1	27.93	28.5	25.6	29	27.91	28.35	27.81	27.63	28.09	32.96
1 - 2	27	23.2	24.5	26.29	27	27.55	29.92	25.39	28.83	33
2 - 3	29	32	27	0	24.5	30.33	26	29.57	27.63	33.75
3 - 4	0	0	29.5	30	32	28.67	34.5	30.12	31	34.6
4 - 5	30	28	32	24	27.75	33.25	28.09	27.6	29.47	35.26
5 - 6	30.43	31.08	27.07	31.64	30.94	27.7	29.5	30.45	28.19	35.1
6 - 7	28.28	28.63	28.7	29.06	28.2	28.9	27.55	28.56	28.32	33.64
7 - 8	27.47	27.36	27.91	27.2	28.21	28.48	28.66	27.6	28.57	32.66
8 - 9	28.28	26.77	28.01	27.56	27.41	27.51	27.41	27.6	27.48	32.36
9 - 10	26.09	26.83	26.99	27.01	25.9	26.74	26.77	26.54	26.76	30.88
10 - 11	26.42	26.31	26.53	26.19	26.02	26.37	26.39	26.29	26.38	30.32
11 - 12	26.47	26.24	26.85	26.86	26.68	26.42	26.52	26.59	26.47	30.48
12 - 13	26.25	26.31	26.63	26.64	27.03	27.04	26.89	26.55	26.97	30.76
13 - 14	26.48	26.54	26.85	27.03	27.35	26.53	27.2	26.82	26.88	31.12
14 - 15	27.07	26.99	26.7	26.7	26.64	26.67	27.16	26.83	26.94	31.22
15 - 16	27.06	27.21	27.14	27.15	27.42	27.34	27.34	27.2	27.34	31.64
16 - 17	27.87	27.72	27.83	27.67	28.03	27.55	27.49	27.82	27.52	32.64
17 - 18	27.79	27.45	27.75	27.88	27.81	27.97	27.48	27.73	27.72	32.62
18 - 19	28.31	28.15	28.1	28.02	27.92	27.5	27.46	28.1	27.48	33.02
19 - 20	27.77	28.2	27.72	28.09	28.12	27.83	27.74	27.98	27.79	32.94
20 - 21	28.07	27.89	27.11	28.17	28.25	27.55	28.74	27.91	28.1	32.86
21 - 22	28.1	27.06	26.93	26.84	27.39	26.95	27.57	27.3	27.25	31.76
22 - 23	28.18	27.32	27.58	26.82	28.64	26.93	29.26	27.69	27.65	32.84
23 - 24	27.59	27.84	28.37	28.94	28.09	27.36	26.76	28.18	27.21	33.1
Totals	27.3	27.1	27.3	27.3	27.3	27.1	27.2			
% of Total	14.32%	14.22%	14.32%	14.32%	14.32%	14.22%	14.27%			

Incoming Monthly Speeds  
 Site 1B (outside no 10 Long Lane)

from Sun-Apr-07-2024-12-00-PM to Tue-May-07-2024-02-59-PM

	May 2024							Week	Weekend	Week Day 85%
Hour	Monday	Tuesday	Wednesday	Thursday	Friday	Saturday	Sunday	Day Avg	Avg	Avg Speed
0 - 1	28.25	0	28.71	27.5	29.2	28.55	25.82	28.55	27.18	32.4
1 - 2	25.2	32	32	0	27	30.33	32	27.6	31.5	33.75
2 - 3	37	0	0	0	32	0	27	34.5	27	37.5
3 - 4	0	0	0	32	0	32	29.5	32	30.75	35
4 - 5	27	27	32	0	30.33	32	0	29.14	32	35
5 - 6	37	28.31	31.38	27.88	29.89	31.44	28.78	29.17	30.11	36.22
6 - 7	29.31	28.05	29.44	29.05	30.31	25.83	28.44	29.16	26.95	34.24
7 - 8	26.42	28.08	28.47	27.85	26.58	29.07	27.92	27.61	28.53	32.32
8 - 9	28.31	28.55	28.09	27.11	27.87	28.49	27.05	27.94	27.8	32.86
9 - 10	26.34	26.53	26.1	26.05	25.29	26.57	25.93	26.05	26.25	30.32
10 - 11	25.71	25.41	26.53	26.09	25.19	26.05	25.94	25.78	25.98	29.76
11 - 12	25.87	26.02	26.83	26.5	26.55	26.3	26.76	26.33	26.51	30.06
12 - 13	26.24	25.86	26.36	26.59	25.6	27.07	26.53	26.12	26.82	30.54
13 - 14	26.44	26.3	26.33	27.54	25.98	27.13	25.91	26.49	26.42	30.66
14 - 15	27.44	27.7	26.96	27.34	26.76	26.03	25.21	27.24	25.63	31.5
15 - 16	27.64	*	27.46	27.03	27.16	26.28	26.49	27.31	26.37	31.7
16 - 17	27.55	*	27.93	27.66	26.41	27.22	26.97	27.42	27.1	31.82
17 - 18	26.69	*	27.65	28.07	27.07	27.43	27.79	27.48	27.59	31.72
18 - 19	26.86	*	28.35	28.75	26.73	27.39	28.19	27.73	27.76	32.22
19 - 20	27.94	*	26.79	26.48	27.72	27.38	27.68	27.12	27.52	31.78
20 - 21	29.28	*	28.59	28.69	27.24	28.65	27.53	28.4	28.16	33.47
21 - 22	27.48	*	25.57	27.85	24.78	28.95	25.12	26.37	27.37	31.68
22 - 23	28.94	*	27.71	28.03	26.46	28.67	28.47	27.69	28.6	32.85
23 - 24	29.5	*	30.33	27.86	27.15	30.27	29	28.27	29.64	33.95
Totals	26.9	26.7	27.3	27.3	26.6	27.1	26.7			
% of Total	14.26%	14.16%	14.48%	14.48%	14.1%	14.37%	14.16%			

Incoming Weekly EightyFifthSpeeds  
 Site 1B (outside no 10 Long Lane)

from Sun-Apr-07-2024-12-00-PM to Tue-May-07-2024-02-59-PM

	01/04/2024	to	07/04/2024							
	Monday	Tuesday	Wednesday	Thursday	Friday	Saturday	Sunday	Week	Weekend	Week Day 85%
Hour	01/04/2024	02/04/2024	03/04/2024	04/04/2024	05/04/2024	06/04/2024	07/04/2024	Day Avg	Avg	Avg Speed
0 - 1	*	*	*	*	*	*	*	0	0	0
1 - 2	*	*	*	*	*	*	*	0	0	0
2 - 3	*	*	*	*	*	*	*	0	0	0
3 - 4	*	*	*	*	*	*	*	0	0	0
4 - 5	*	*	*	*	*	*	*	0	0	0
5 - 6	*	*	*	*	*	*	*	0	0	0
6 - 7	*	*	*	*	*	*	*	0	0	0
7 - 8	*	*	*	*	*	*	*	0	0	0
8 - 9	*	*	*	*	*	*	*	0	0	0
9 - 10	*	*	*	*	*	*	*	0	0	0
10 - 11	*	*	*	*	*	*	*	0	0	0
11 - 12	*	*	*	*	*	*	*	0	0	0
12 - 13	*	*	*	*	*	*	33.8	0	33.8	0
13 - 14	*	*	*	*	*	*	32.9	0	32.9	0
14 - 15	*	*	*	*	*	*	32	0	32	0
15 - 16	*	*	*	*	*	*	32.6	0	32.6	0
16 - 17	*	*	*	*	*	*	32.8	0	32.8	0
17 - 18	*	*	*	*	*	*	31.7	0	31.7	0
18 - 19	*	*	*	*	*	*	31.2	0	31.2	0
19 - 20	*	*	*	*	*	*	32.9	0	32.9	0
20 - 21	*	*	*	*	*	*	33.5	0	33.5	0
21 - 22	*	*	*	*	*	*	30	0	30	0
22 - 23	*	*	*	*	*	*	33	0	33	0
23 - 24	*	*	*	*	*	*	30	0	30	0
Totals	0	0	0	0	0	0	386.4			
% of Total	0%	0%	0%	0%	0%	0%	100%			

Incoming Weekly EightyFifthSpeeds  
 Site 1B (outside no 10 Long Lane)

from Sun-Apr-07-2024-12-00-PM to Tue-May-07-2024-02-59-PM

	08/04/2024	to	14/04/2024							
	Monday	Tuesday	Wednesday	Thursday	Friday	Saturday	Sunday	Week	Weekend	Week Day 85%
Hour	08/04/2024	09/04/2024	10/04/2024	11/04/2024	12/04/2024	13/04/2024	14/04/2024	Day Avg	Avg	Avg Speed
0 - 1	45	35	28.8	0	35	32.5	32.5	35.95	32.5	35.95
1 - 2	30	0	25	30	30	35	33.8	28.75	34.4	28.75
2 - 3	0	0	0	0	0	25	0	0	25	0
3 - 4	0	0	35	25	0	35	35	30	35	30
4 - 5	40	35	0	25	33.3	0	40	33.33	40	33.33
5 - 6	35	32.5	35	40	33.3	32.5	35	35.16	33.75	35.16
6 - 7	29.6	35	33.1	35	33	32.5	32.5	33.14	32.5	33.14
7 - 8	32.7	33.1	32.1	33.2	33.4	33.5	33.6	32.9	33.55	32.9
8 - 9	33.1	31.8	31.2	32	30.8	33.5	33.3	31.78	33.4	31.78
9 - 10	31.1	32.1	30.8	32	29.4	31.5	31.8	31.08	31.65	31.08
10 - 11	30.7	30.4	32.2	30.7	29.9	31.5	30.6	30.78	31.05	30.78
11 - 12	30.3	30.3	31.9	30.9	30.9	30.5	30.7	30.86	30.6	30.86
12 - 13	29.9	31.2	31.4	32.2	31.2	32.4	31.3	31.18	31.85	31.18
13 - 14	30	30.3	30.3	32.3	30.7	30.2	31.9	30.72	31.05	30.72
14 - 15	31.9	31.5	31.2	32.4	32.3	30.8	31.6	31.86	31.2	31.86
15 - 16	31.5	32.4	31.3	31.8	32.5	33	32.4	31.9	32.7	31.9
16 - 17	32.1	32.8	32.6	32.3	33.1	32.6	31.8	32.58	32.2	32.58
17 - 18	33	32.6	33	32.6	33.6	33.4	32.4	32.96	32.9	32.96
18 - 19	33.8	33.9	33.1	32.9	32.9	32.4	33.1	33.32	32.75	33.32
19 - 20	33.1	33.8	33.2	32.5	33.9	32.1	34.6	33.3	33.35	33.3
20 - 21	34.3	34.2	32.1	33	33.6	32.3	33.6	33.44	32.95	33.44
21 - 22	30	33.3	34	32.9	29.7	32.1	34	31.98	33.05	31.98
22 - 23	33.3	32.5	36.2	30	33.3	32.5	38.3	33.06	35.4	33.06
23 - 24	30	33.3	30	33.3	28.6	33.3	28.3	31.04	30.8	31.04
Totals	720.4	687	703.5	702	704.4	740.1	762.1			
% of Total	14.35%	13.69%	14.02%	13.99%	14.03%	14.74%	15.18%			

Incoming Weekly EightyFifthSpeeds  
 Site 1B (outside no 10 Long Lane)

from Sun-Apr-07-2024-12-00-PM to Tue-May-07-2024-02-59-PM

	15/04/2024	to	21/04/2024							
	Monday	Tuesday	Wednesday	Thursday	Friday	Saturday	Sunday	Week	Weekend	Week Day 85%
Hour	15/04/2024	16/04/2024	17/04/2024	18/04/2024	19/04/2024	20/04/2024	21/04/2024	Day Avg	Avg	Avg Speed
0 - 1	30	50	25	35	35	33.3	37.5	35	35.4	35
1 - 2	0	10	30	35	35	30	40	27.5	35	27.5
2 - 3	35	30	0	0	25	0	35	30	35	30
3 - 4	0	0	0	33.8	35	30	40	34.4	35	34.4
4 - 5	30	0	40	35	25	35	30	32.5	32.5	32.5
5 - 6	35	35	30	34.2	35	35	40	33.84	37.5	33.84
6 - 7	33.8	33.8	34	33.9	34	35	35	33.9	35	33.9
7 - 8	31.8	32	33.4	31.7	33.2	33.3	34	32.42	33.65	32.42
8 - 9	33.5	31.8	33.3	31.7	32.4	32.8	33.2	32.54	33	32.54
9 - 10	29	29.9	31.7	31.4	31	32.6	30.3	30.6	31.45	30.6
10 - 11	29.6	31.7	31.9	29.7	29.3	29.9	29.7	30.44	29.8	30.44
11 - 12	31.5	30.3	30.7	30.6	29.5	30.6	31.4	30.52	31	30.52
12 - 13	30	29.6	30.5	30	31.7	31.2	30.6	30.36	30.9	30.36
13 - 14	31.8	30.2	32.4	31.5	32.4	31.8	31.4	31.66	31.6	31.66
14 - 15	30.5	31.4	30.5	30.6	31.4	29.9	32.7	30.88	31.3	30.88
15 - 16	30	31.3	31.3	31.2	32.3	31.8	32.6	31.22	32.2	31.22
16 - 17	33	32.6	32.1	32.8	32.2	32.8	33.1	32.54	32.95	32.54
17 - 18	32.7	32.3	32.6	33.1	32.7	33	32	32.68	32.5	32.68
18 - 19	33.2	32.1	32.8	32.9	32.9	32.8	33.2	32.78	33	32.78
19 - 20	32.5	32.7	32.5	33	32.8	32.6	33.6	32.7	33.1	32.7
20 - 21	32.1	33.6	32.3	31.9	33.1	33.3	34.4	32.6	33.85	32.6
21 - 22	33.6	30	29.5	29	31	31.7	35	30.62	33.35	30.62
22 - 23	33.8	30	31	31.2	33.2	32	35	31.84	33.5	31.84
23 - 24	30	29.3	32.5	30	33.6	34.3	32.5	31.08	33.4	31.08
Totals	702.4	689.6	700	739.2	768.7	744.7	812.2			
% of Total	13.62%	13.37%	13.57%	14.33%	14.91%	14.44%	15.75%			

Incoming Weekly EightyFifthSpeeds  
 Site 1B (outside no 10 Long Lane)

from Sun-Apr-07-2024-12-00-PM to Tue-May-07-2024-02-59-PM

	22/04/2024	to	28/04/2024							
	Monday	Tuesday	Wednesday	Thursday	Friday	Saturday	Sunday	Week	Weekend	Week Day 85%
Hour	22/04/2024	23/04/2024	24/04/2024	25/04/2024	26/04/2024	27/04/2024	28/04/2024	Day Avg	Avg	Avg Speed
0 - 1	30	30	29.2	27.5	32.5	33.8	30	29.84	31.9	29.84
1 - 2	0	40	0	30	25	35	30	31.67	32.5	31.67
2 - 3	30	40	30	0	30	40	30	32.5	35	32.5
3 - 4	0	0	0	0	0	30	0	0	30	0
4 - 5	40	30	35	27.5	35	40	30	33.5	35	33.5
5 - 6	35	35	30	33.3	40	35	40	34.66	37.5	34.66
6 - 7	34.7	33.6	34.1	33.9	33	33.8	37.5	33.86	35.65	33.86
7 - 8	33.3	32.5	33.3	31.6	33	32.9	33	32.74	32.95	32.74
8 - 9	33	32.2	32.4	32.1	32.6	29.8	31.2	32.46	30.5	32.46
9 - 10	29.9	30.3	31.8	31.4	31.7	29.3	29.7	31.02	29.5	31.02
10 - 11	29.8	30.6	31.1	29.6	30.5	30.8	29.7	30.32	30.25	30.32
11 - 12	29.9	29.4	30.8	29.9	31.4	29.6	31.3	30.28	30.45	30.28
12 - 13	31	30.8	30	31.7	31.2	29.8	30	30.94	29.9	30.94
13 - 14	31.5	29.9	29.9	31.5	32	29.6	30	30.96	29.8	30.96
14 - 15	31.6	31.8	31.8	29.6	30.6	31.4	31	31.08	31.2	31.08
15 - 16	32.2	30.9	31.7	30.2	32	32.2	31.2	31.4	31.7	31.4
16 - 17	33	32.1	33.4	32.9	32.4	32.2	31.6	32.76	31.9	32.76
17 - 18	32.9	31.3	32.3	32.7	32.1	32.8	32.5	32.26	32.65	32.26
18 - 19	33.3	32.6	32.7	32.7	33.2	32	31.8	32.9	31.9	32.9
19 - 20	33	33.2	33	32.9	33	32.1	31.2	33.02	31.65	33.02
20 - 21	32.7	32.1	32.1	33.5	32.8	32.9	33.2	32.64	33.05	32.64
21 - 22	34.1	29.7	30	32.8	33	30	29.7	31.92	29.85	31.92
22 - 23	33	34.2	31.7	31.4	33.3	29.3	29.4	32.72	29.35	32.72
23 - 24	30	30	36.7	38.3	33.1	30	29	33.62	29.5	33.62
Totals	713.9	742.2	703	697	743.4	774.3	723			
% of Total	14.01%	14.56%	13.79%	13.68%	14.59%	15.19%	14.19%			

Incoming Weekly EightyFifthSpeeds  
 Site 1B (outside no 10 Long Lane)

from Sun-Apr-07-2024-12-00-PM to Tue-May-07-2024-02-59-PM

	29/04/2024	to	05/05/2024							
	Monday	Tuesday	Wednesday	Thursday	Friday	Saturday	Sunday	Week	Weekend	Week Day 85%
Hour	29/04/2024	30/04/2024	01/05/2024	02/05/2024	03/05/2024	04/05/2024	05/05/2024	Day Avg	Avg	Avg Speed
0 - 1	30	35	33.3	30	32.5	33	32.5	32.16	32.75	32.16
1 - 2	0	40	35	0	30	40	37.5	35	38.75	35
2 - 3	0	50	0	0	35	0	30	42.5	30	42.5
3 - 4	0	0	0	35	0	40	35	35	37.5	35
4 - 5	0	0	35	0	40	35	0	37.5	35	37.5
5 - 6	32.5	37.5	37.5	33.6	35	40	35	35.22	37.5	35.22
6 - 7	32.7	33.6	34.4	34.2	34.3	29.4	33.8	33.84	31.6	33.84
7 - 8	30.5	32.6	32.8	32.8	31.5	33.6	32.5	32.04	33.05	32.04
8 - 9	32.3	32.2	33.2	31.5	32.9	33.4	32.7	32.42	33.05	32.42
9 - 10	29.8	30.8	31.6	29.8	29.9	30.3	31.1	30.38	30.7	30.38
10 - 11	30.8	29.7	30.3	29.6	29.6	29.6	30.3	30	29.95	30
11 - 12	31.1	29.5	30.9	29.9	29.9	30.5	31.7	30.26	31.1	30.26
12 - 13	30	29.6	31.3	32	29.7	32.5	31.5	30.52	32	30.52
13 - 14	29.8	30.9	30.6	31.8	29.8	30.8	29.8	30.58	30.3	30.58
14 - 15	30.5	30.9	31.7	31.5	29.9	30.5	29.6	30.9	30.05	30.9
15 - 16	32.4	31.8	32.2	30.7	31.5	30.9	30.6	31.72	30.75	31.72
16 - 17	32.7	32.1	32.8	32	30.5	31.9	31.7	32.02	31.8	32.02
17 - 18	32.2	32.4	32.8	32.8	31.3	32	32.1	32.3	32.05	32.3
18 - 19	32.3	33.7	33	34.2	30.5	31.8	32.7	32.74	32.25	32.74
19 - 20	32.1	31.4	31.2	30.9	32.7	31.1	31.9	31.66	31.5	31.66
20 - 21	33	30.8	32.7	32.9	33.3	33.6	33.1	32.54	33.35	32.54
21 - 22	33	32.1	30	31.7	30	33.6	29.6	31.36	31.6	31.36
22 - 23	34.3	32.5	33.1	33.3	30	34.5	36.7	32.64	35.6	32.64
23 - 24	35	33.8	35	33.3	32.5	36.7	30	33.92	33.35	33.92
Totals	637	732.9	720.4	673.5	732.3	764.7	741.4			
% of Total	12.73%	14.65%	14.4%	13.46%	14.64%	15.29%	14.82%			



Incoming Weekly EightyFifthSpeeds  
 Site 1B (outside no 10 Long Lane)

from Sun-Apr-07-2024-12-00-PM to Tue-May-07-2024-02-59-PM

	06/05/2024	to	12/05/2024							
	Monday	Tuesday	Wednesday	Thursday	Friday	Saturday	Sunday	Week	Weekend	Week Day 85%
Hour	06/05/2024	07/05/2024	08/05/2024	09/05/2024	10/05/2024	11/05/2024	12/05/2024	Day Avg	Avg	Avg Speed
0 - 1	33.8	0	*	*	*	*	*	33.8	0	33.8
1 - 2	30	40	*	*	*	*	*	35	0	35
2 - 3	40	0	*	*	*	*	*	40	0	40
3 - 4	0	0	*	*	*	*	*	0	0	0
4 - 5	35	30	*	*	*	*	*	32.5	0	32.5
5 - 6	40	35	*	*	*	*	*	37.5	0	37.5
6 - 7	35	33.3	*	*	*	*	*	34.15	0	34.15
7 - 8	31.7	32.8	*	*	*	*	*	32.25	0	32.25
8 - 9	33.1	33.6	*	*	*	*	*	33.35	0	33.35
9 - 10	29.7	30.6	*	*	*	*	*	30.15	0	30.15
10 - 11	29.7	29.6	*	*	*	*	*	29.65	0	29.65
11 - 12	29.7	29.9	*	*	*	*	*	29.8	0	29.8
12 - 13	29.8	29.9	*	*	*	*	*	29.85	0	29.85
13 - 14	30.8	30.3	*	*	*	*	*	30.55	0	30.55
14 - 15	31.9	32.5	*	*	*	*	*	32.2	0	32.2
15 - 16	32.4	*	*	*	*	*	*	32.4	0	32.4
16 - 17	32	*	*	*	*	*	*	32	0	32
17 - 18	30	*	*	*	*	*	*	30	0	30
18 - 19	31.2	*	*	*	*	*	*	31.2	0	31.2
19 - 20	32.3	*	*	*	*	*	*	32.3	0	32.3
20 - 21	35	*	*	*	*	*	*	35	0	35
21 - 22	35	*	*	*	*	*	*	35	0	35
22 - 23	35	*	*	*	*	*	*	35	0	35
23 - 24	35	*	*	*	*	*	*	35	0	35
Totals	758.1	387.5	0	0	0	0	0			
% of Total	66.17%	33.83%	0%	0%	0%	0%	0%			

Incoming Monthly EightyFifthSpeeds  
 Site 1B (outside no 10 Long Lane)

from Sun-Apr-07-2024-12-00-PM to Tue-May-07-2024-02-59-PM

	Apr 2024									
Hour	Monday	Tuesday	Wednesday	Thursday	Friday	Saturday	Sunday	Week Day Avg	Weekend Avg	Week Day 85% Avg Speed
0 - 1	35	33.3	29	35	32.5	33.9	35	32.96	34.45	32.96
1 - 2	30	37.5	30	32.5	35	33.3	34	33	33.65	33
2 - 3	35	40	30	0	30	40	30	33.75	35	33.75
3 - 4	0	0	35	33.8	35	35	40	34.6	37.5	34.6
4 - 5	37.5	35	40	30	33.8	35	33.3	35.26	34.15	35.26
5 - 6	35	35	33.8	36.7	35	35	36.7	35.1	35.85	35.1
6 - 7	33.3	33.6	33.8	34.1	33.4	34.2	34.4	33.64	34.3	33.64
7 - 8	32.3	32.6	33.1	32.2	33.1	33.5	33.6	32.66	33.55	32.66
8 - 9	32.9	32	32.7	32.1	32.1	32.2	32.7	32.36	32.45	32.36
9 - 10	29.8	31	31.4	31.6	30.6	31.2	30.5	30.88	30.85	30.88
10 - 11	29.9	30.3	31.7	29.8	29.9	30.8	29.9	30.32	30.35	30.32
11 - 12	30.6	29.8	31.2	30.4	30.4	29.9	31.1	30.48	30.5	30.48
12 - 13	30.3	30	30.7	31.4	31.4	31.2	30.9	30.76	31.05	30.76
13 - 14	30.7	30.4	30.9	31.8	31.8	30.4	31.6	31.12	31	31.12
14 - 15	31.2	31.5	31.2	30.7	31.5	30.7	32	31.22	31.35	31.22
15 - 16	31.7	31.7	31.4	31.1	32.3	32.3	32.3	31.64	32.3	31.64
16 - 17	32.7	32.4	32.8	32.7	32.6	32.6	32.4	32.64	32.5	32.64
17 - 18	32.8	32.1	32.6	32.8	32.8	33	32.1	32.62	32.55	32.62
18 - 19	33.2	33.2	32.9	32.8	33	32.4	32.5	33.02	32.45	33.02
19 - 20	32.8	32.9	32.9	32.9	33.2	32.4	33.3	32.94	32.85	32.94
20 - 21	33.3	32.8	32	32.9	33.3	32.7	33.6	32.86	33.15	32.86
21 - 22	33.3	31.3	30.7	31.8	31.7	31.8	32.9	31.76	32.35	31.76
22 - 23	33.9	32.5	33.2	31.1	33.5	31.5	34.5	32.84	33	32.84
23 - 24	31.7	32.8	34	34.3	32.7	33.1	30	33.1	31.55	33.1

Incoming Monthly EightyFifthSpeeds  
 Site 1B (outside no 10 Long Lane)

from Sun-Apr-07-2024-12-00-PM to Tue-May-07-2024-02-59-PM

Hour	May 2024							Week Day Avg	Weekend Avg	Week Day 85% Avg Speed
	Monday	Tuesday	Wednesday	Thursday	Friday	Saturday	Sunday			
0 - 1	33.8	0	33.3	30	32.5	33	32.5	32.4	32.75	32.4
1 - 2	30	40	35	0	30	40	37.5	33.75	38.75	33.75
2 - 3	40	0	0	0	35	0	30	37.5	30	37.5
3 - 4	0	0	0	35	0	40	35	35	37.5	35
4 - 5	35	30	35	0	40	35	0	35	35	35
5 - 6	40	35	37.5	33.6	35	40	35	36.22	37.5	36.22
6 - 7	35	33.3	34.4	34.2	34.3	29.4	33.8	34.24	31.6	34.24
7 - 8	31.7	32.8	32.8	32.8	31.5	33.6	32.5	32.32	33.05	32.32
8 - 9	33.1	33.6	33.2	31.5	32.9	33.4	32.7	32.86	33.05	32.86
9 - 10	29.7	30.6	31.6	29.8	29.9	30.3	31.1	30.32	30.7	30.32
10 - 11	29.7	29.6	30.3	29.6	29.6	29.6	30.3	29.76	29.95	29.76
11 - 12	29.7	29.9	30.9	29.9	29.9	30.5	31.7	30.06	31.1	30.06
12 - 13	29.8	29.9	31.3	32	29.7	32.5	31.5	30.54	32	30.54
13 - 14	30.8	30.3	30.6	31.8	29.8	30.8	29.8	30.66	30.3	30.66
14 - 15	31.9	32.5	31.7	31.5	29.9	30.5	29.6	31.5	30.05	31.5
15 - 16	32.4	*	32.2	30.7	31.5	30.9	30.6	31.7	30.75	31.7
16 - 17	32	*	32.8	32	30.5	31.9	31.7	31.82	31.8	31.82
17 - 18	30	*	32.8	32.8	31.3	32	32.1	31.72	32.05	31.72
18 - 19	31.2	*	33	34.2	30.5	31.8	32.7	32.22	32.25	32.22
19 - 20	32.3	*	31.2	30.9	32.7	31.1	31.9	31.78	31.5	31.78
20 - 21	35	*	32.7	32.9	33.3	33.6	33.1	33.47	33.35	33.47
21 - 22	35	*	30	31.7	30	33.6	29.6	31.68	31.6	31.68
22 - 23	35	*	33.1	33.3	30	34.5	36.7	32.85	35.6	32.85
23 - 24	35	*	35	33.3	32.5	36.7	30	33.95	33.35	33.95

## Summary of Violators

Site 1B (outside no 10 Long Lane)

from Sun-Apr-07-2024-12-00-PM to Tue-May-07-2024-02-59-PM

Starting Hour	Count	Average Speed of all Traffic	Violator Counts	Average Speed of Violators
00:00:00	0	N/A	N/A	N/A
01:00:00	0	N/A	N/A	N/A
02:00:00	0	N/A	N/A	N/A
03:00:00	0	N/A	N/A	N/A
04:00:00	0	N/A	N/A	N/A
05:00:00	0	N/A	N/A	N/A
06:00:00	0	N/A	N/A	N/A
07:00:00	0	N/A	N/A	N/A
08:00:00	0	N/A	N/A	N/A
09:00:00	0	N/A	N/A	N/A
10:00:00	0	N/A	N/A	N/A
11:00:00	0	N/A	N/A	N/A
12:00:00	10	11.0	3	32.5
13:00:00	111	9.9	31	33.6
14:00:00	121	8.8	29	33.0
15:00:00	123	9.7	34	33.2
16:00:00	95	10.1	31	33.0
17:00:00	96	9.7	19	33.3
18:00:00	62	11.9	11	33.0
19:00:00	36	19.7	12	33.8
20:00:00	34	17.6	14	32.9
21:00:00	14	17.3	2	32.5
22:00:00	10	23.5	5	32.5
23:00:00	5	22.0	1	32.5
00:00:00	2	40.0	2	40.0
01:00:00	1	27.5	0	0.0
02:00:00	0	N/A	N/A	N/A
03:00:00	0	N/A	N/A	N/A
04:00:00	2	25.0	0	0.0
05:00:00	5	28.0	5	34.5
06:00:00	18	18.2	1	32.5
07:00:00	52	14.5	14	33.2
08:00:00	66	13.5	22	33.4
09:00:00	102	9.1	17	32.5
10:00:00	118	8.5	20	34.0
11:00:00	114	8.5	18	32.8
12:00:00	124	7.6	20	32.5
13:00:00	136	7.8	20	33.0
14:00:00	137	7.7	27	33.2
15:00:00	146	7.1	31	33.0
16:00:00	180	6.5	40	32.9
17:00:00	187	6.6	59	33.0
18:00:00	108	11.4	40	34.3
19:00:00	55	14.3	14	33.6
20:00:00	43	18.3	22	33.9
21:00:00	26	18.7	4	33.8
22:00:00	17	20.3	4	35.0
23:00:00	3	27.5	1	32.5

## Summary of Violators

Site 1B (outside no 10 Long Lane)

from Sun-Apr-07-2024-12-00-PM to Tue-May-07-2024-02-59-PM

00:00:00	1	32.5	1	32.5
01:00:00	0	N/A	N/A	N/A
02:00:00	0	N/A	N/A	N/A
03:00:00	0	N/A	N/A	N/A
04:00:00	0	N/A	N/A	N/A
05:00:00	6	30.0	3	32.5
06:00:00	9	25.6	3	34.2
07:00:00	48	16.5	13	33.3
08:00:00	48	15.1	14	32.9
09:00:00	89	10.3	21	33.0
10:00:00	107	10.7	18	33.9
11:00:00	121	8.3	20	32.5
12:00:00	145	7.3	26	32.9
13:00:00	113	9.0	20	33.3
14:00:00	119	7.8	25	32.5
15:00:00	116	8.4	34	32.5
16:00:00	154	7.0	43	32.7
17:00:00	141	8.8	40	33.5
18:00:00	112	9.7	44	33.3
19:00:00	66	15.1	25	34.1
20:00:00	29	19.2	14	33.2
21:00:00	17	20.0	3	35.8
22:00:00	8	28.8	3	32.5
23:00:00	6	20.0	2	32.5
00:00:00	7	18.9	1	32.5
01:00:00	1	22.5	0	0.0
02:00:00	0	N/A	N/A	N/A
03:00:00	2	30.0	1	32.5
04:00:00	0	N/A	N/A	N/A
05:00:00	5	32.5	4	33.8
06:00:00	19	23.9	8	32.5
07:00:00	40	15.3	9	32.5
08:00:00	56	12.9	14	32.5
09:00:00	96	9.9	18	32.5
10:00:00	130	8.4	29	33.0
11:00:00	129	8.4	29	33.0
12:00:00	109	8.6	23	32.7
13:00:00	128	7.7	21	33.0
14:00:00	120	7.8	22	32.7
15:00:00	164	6.9	33	33.0
16:00:00	178	6.3	46	32.9
17:00:00	179	7.8	54	33.6
18:00:00	103	9.7	35	33.2
19:00:00	68	14.6	19	34.3
20:00:00	45	16.1	10	33.0
21:00:00	26	19.1	8	35.0
22:00:00	25	21.5	11	35.7
23:00:00	6	22.1	0	0.0
00:00:00	1	32.5	1	32.5

## Summary of Violators

Site 1B (outside no 10 Long Lane)

from Sun-Apr-07-2024-12-00-PM to Tue-May-07-2024-02-59-PM

01:00:00	1	27.5	0	0.0
02:00:00	0	N/A	N/A	N/A
03:00:00	1	22.5	0	0.0
04:00:00	1	22.5	0	0.0
05:00:00	6	36.7	6	36.7
06:00:00	15	21.2	6	34.2
07:00:00	47	15.2	20	33.0
08:00:00	57	13.3	11	33.4
09:00:00	114	9.1	30	33.5
10:00:00	142	7.6	24	32.9
11:00:00	95	9.9	18	32.8
12:00:00	127	7.6	28	33.0
13:00:00	116	9.3	27	33.4
14:00:00	128	8.7	34	33.1
15:00:00	118	7.9	28	33.2
16:00:00	172	6.9	42	32.9
17:00:00	168	6.8	48	33.1
18:00:00	120	8.2	35	32.9
19:00:00	69	13.2	19	33.6
20:00:00	46	12.1	12	33.3
21:00:00	33	17.1	9	33.1
22:00:00	21	17.0	3	34.2
23:00:00	10	23.5	4	32.5
00:00:00	3	29.2	1	32.5
01:00:00	1	27.5	0	0.0
02:00:00	0	N/A	N/A	N/A
03:00:00	0	N/A	N/A	N/A
04:00:00	2	27.5	1	32.5
05:00:00	7	26.4	5	32.5
06:00:00	15	20.2	5	32.5
07:00:00	42	19.0	14	33.6
08:00:00	81	11.4	19	33.0
09:00:00	110	8.2	10	33.5
10:00:00	140	6.9	18	32.5
11:00:00	139	7.0	26	32.9
12:00:00	177	6.3	33	33.0
13:00:00	137	7.0	24	32.7
14:00:00	163	7.2	39	33.1
15:00:00	168	7.0	49	32.8
16:00:00	165	7.2	54	33.1
17:00:00	181	7.5	70	33.4
18:00:00	125	9.1	34	33.4
19:00:00	60	17.4	25	34.3
20:00:00	50	15.8	18	33.3
21:00:00	24	18.9	3	32.5
22:00:00	24	20.3	8	33.1
23:00:00	11	20.2	0	0.0
00:00:00	5	27.5	2	32.5
01:00:00	1	32.5	1	32.5

## Summary of Violators

Site 1B (outside no 10 Long Lane)

from Sun-Apr-07-2024-12-00-PM to Tue-May-07-2024-02-59-PM

02:00:00	1	22.5	0	0.0
03:00:00	1	32.5	1	32.5
04:00:00	0	N/A	N/A	N/A
05:00:00	4	30.0	2	32.5
06:00:00	15	20.8	3	35.8
07:00:00	25	16.8	13	33.3
08:00:00	59	15.7	17	34.3
09:00:00	77	10.9	18	32.8
10:00:00	118	9.3	23	32.9
11:00:00	153	7.9	28	33.6
12:00:00	154	7.0	39	32.6
13:00:00	180	6.5	31	33.1
14:00:00	163	6.7	28	32.9
15:00:00	135	9.5	34	33.8
16:00:00	117	9.7	33	33.1
17:00:00	89	11.6	32	33.1
18:00:00	107	9.8	31	33.1
19:00:00	71	11.9	15	33.2
20:00:00	44	16.3	11	33.4
21:00:00	26	17.5	9	32.5
22:00:00	20	21.1	6	32.5
23:00:00	11	22.5	2	32.5
00:00:00	10	24.0	4	33.8
01:00:00	4	24.4	4	32.5
02:00:00	0	N/A	N/A	N/A
03:00:00	1	32.5	1	32.5
04:00:00	3	23.3	3	34.2
05:00:00	5	27.5	2	35.0
06:00:00	5	22.0	2	32.5
07:00:00	32	20.5	14	32.9
08:00:00	38	20.5	12	33.8
09:00:00	95	9.8	19	33.0
10:00:00	140	7.4	27	32.5
11:00:00	169	6.3	30	32.5
12:00:00	153	7.3	30	32.7
13:00:00	161	7.3	31	33.3
14:00:00	135	8.0	34	33.4
15:00:00	129	7.6	34	32.6
16:00:00	112	8.3	23	32.7
17:00:00	96	10.1	27	33.1
18:00:00	76	12.1	17	33.7
19:00:00	54	17.0	21	34.4
20:00:00	23	20.2	9	34.2
21:00:00	29	17.4	12	33.3
22:00:00	6	22.5	4	36.3
23:00:00	4	19.4	0	0.0
00:00:00	4	21.9	1	32.5
01:00:00	0	N/A	N/A	N/A
02:00:00	1	32.5	1	32.5

## Summary of Violators

Site 1B (outside no 10 Long Lane)

from Sun-Apr-07-2024-12-00-PM to Tue-May-07-2024-02-59-PM

03:00:00	0	N/A	N/A	N/A
04:00:00	1	27.5	0	0.0
05:00:00	5	31.5	3	34.2
06:00:00	14	18.0	5	33.5
07:00:00	46	14.4	10	33.0
08:00:00	73	12.8	30	33.0
09:00:00	91	8.5	7	33.2
10:00:00	72	11.7	7	33.2
11:00:00	111	9.5	22	32.5
12:00:00	112	9.0	18	32.8
13:00:00	91	10.0	21	33.0
14:00:00	123	8.1	18	32.8
15:00:00	116	7.8	20	32.8
16:00:00	137	7.7	45	32.9
17:00:00	178	6.5	55	32.9
18:00:00	107	9.0	39	32.9
19:00:00	54	14.3	14	33.2
20:00:00	28	21.2	9	32.5
21:00:00	32	17.0	12	34.2
22:00:00	10	24.5	5	33.5
23:00:00	7	21.1	2	32.5
00:00:00	3	34.2	1	47.5
01:00:00	2	3.8	0	0.0
02:00:00	1	27.5	0	0.0
03:00:00	0	N/A	N/A	N/A
04:00:00	0	N/A	N/A	N/A
05:00:00	7	23.2	5	33.5
06:00:00	20	24.6	8	33.1
07:00:00	41	19.8	12	32.9
08:00:00	85	9.7	18	33.1
09:00:00	100	10.3	16	33.4
10:00:00	79	12.3	15	33.5
11:00:00	103	8.4	16	32.5
12:00:00	125	7.5	14	33.2
13:00:00	145	7.2	23	32.7
14:00:00	103	9.5	20	32.8
15:00:00	141	7.3	28	32.9
16:00:00	131	8.6	31	33.6
17:00:00	140	8.3	37	32.9
18:00:00	123	8.9	31	33.1
19:00:00	47	15.4	15	32.5
20:00:00	37	17.4	10	34.0
21:00:00	26	19.5	4	33.8
22:00:00	19	17.4	3	34.2
23:00:00	10	21.5	1	32.5
00:00:00	2	25.0	0	0.0
01:00:00	1	27.5	0	0.0
02:00:00	0	N/A	N/A	N/A
03:00:00	0	N/A	N/A	N/A



## Summary of Violators

Site 1B (outside no 10 Long Lane)

from Sun-Apr-07-2024-12-00-PM to Tue-May-07-2024-02-59-PM

04:00:00	1	27.5	0	0.0
05:00:00	2	32.5	1	37.5
06:00:00	20	22.4	10	33.0
07:00:00	49	16.4	19	33.0
08:00:00	83	9.9	33	33.0
09:00:00	106	9.3	24	32.7
10:00:00	110	10.2	29	32.8
11:00:00	136	8.0	18	34.2
12:00:00	137	7.2	22	32.7
13:00:00	119	8.8	30	33.3
14:00:00	136	8.2	24	33.1
15:00:00	162	6.9	34	32.9
16:00:00	182	6.4	41	32.7
17:00:00	199	6.1	56	32.8
18:00:00	132	7.5	36	33.1
19:00:00	79	12.3	26	33.3
20:00:00	55	14.4	13	32.5
21:00:00	34	16.4	4	32.5
22:00:00	25	22.3	5	32.5
23:00:00	6	29.2	2	32.5
00:00:00	5	26.0	3	35.8
01:00:00	1	32.5	1	32.5
02:00:00	0	N/A	N/A	N/A
03:00:00	4	32.5	4	32.5
04:00:00	2	27.5	1	32.5
05:00:00	12	25.0	7	33.2
06:00:00	29	20.5	16	32.8
07:00:00	76	11.2	15	32.5
08:00:00	88	10.1	20	33.8
09:00:00	118	8.6	25	32.9
10:00:00	91	7.8	10	32.5
11:00:00	105	9.6	19	33.0
12:00:00	157	6.6	23	32.5
13:00:00	145	7.4	29	32.8
14:00:00	146	6.9	26	32.5
15:00:00	172	6.7	34	32.9
16:00:00	167	7.1	41	33.5
17:00:00	224	6.5	71	33.5
18:00:00	149	8.0	44	33.8
19:00:00	88	10.3	24	32.9
20:00:00	46	14.1	11	33.4
21:00:00	30	14.4	3	32.5
22:00:00	26	19.0	5	33.5
23:00:00	8	26.9	1	32.5
00:00:00	4	26.3	1	32.5
01:00:00	1	32.5	1	32.5
02:00:00	1	22.5	0	0.0
03:00:00	1	32.5	1	32.5
04:00:00	0	N/A	N/A	N/A

## Summary of Violators

Site 1B (outside no 10 Long Lane)

from Sun-Apr-07-2024-12-00-PM to Tue-May-07-2024-02-59-PM

05:00:00	8	20.6	4	33.8
06:00:00	30	20.2	16	33.4
07:00:00	56	16.6	16	34.7
08:00:00	104	9.4	26	33.5
09:00:00	106	8.8	20	32.5
10:00:00	109	8.8	12	32.5
11:00:00	123	7.3	11	32.5
12:00:00	136	7.5	29	32.8
13:00:00	122	7.6	36	32.9
14:00:00	163	6.8	34	32.9
15:00:00	177	6.7	43	33.4
16:00:00	181	5.8	46	32.8
17:00:00	228	5.5	60	33.0
18:00:00	171	7.0	61	32.9
19:00:00	89	11.4	26	32.9
20:00:00	53	16.8	18	33.9
21:00:00	40	14.7	8	33.1
22:00:00	31	15.3	11	33.0
23:00:00	17	21.9	8	32.5
00:00:00	8	25.3	3	32.5
01:00:00	7	22.1	1	37.5
02:00:00	0	N/A	N/A	N/A
03:00:00	0	N/A	N/A	N/A
04:00:00	3	30.8	2	32.5
05:00:00	11	22.0	3	35.8
06:00:00	8	27.2	5	35.5
07:00:00	31	17.0	10	33.0
08:00:00	67	12.2	23	32.7
09:00:00	116	8.5	33	33.0
10:00:00	114	9.2	20	33.5
11:00:00	144	7.1	24	32.7
12:00:00	168	6.2	32	33.1
13:00:00	148	7.4	31	33.0
14:00:00	153	6.7	25	32.7
15:00:00	144	7.4	29	32.8
16:00:00	120	9.4	36	33.1
17:00:00	126	10.1	38	33.6
18:00:00	119	9.6	34	33.5
19:00:00	74	11.5	22	32.7
20:00:00	37	18.5	13	33.3
21:00:00	28	17.9	7	32.5
22:00:00	33	18.0	7	33.9
23:00:00	22	22.0	9	34.7
00:00:00	10	23.0	2	37.5
01:00:00	3	30.8	1	37.5
02:00:00	2	30.0	1	32.5
03:00:00	1	37.5	1	37.5
04:00:00	6	22.1	1	32.5
05:00:00	2	32.5	1	37.5

## Summary of Violators

Site 1B (outside no 10 Long Lane)

from Sun-Apr-07-2024-12-00-PM to Tue-May-07-2024-02-59-PM

06:00:00	13	29.8	6	34.2
07:00:00	26	20.0	11	33.4
08:00:00	41	15.8	13	32.9
09:00:00	107	7.9	20	32.8
10:00:00	103	9.0	13	32.5
11:00:00	145	7.5	27	32.9
12:00:00	163	6.6	29	33.2
13:00:00	157	7.4	31	33.3
14:00:00	140	7.7	42	32.7
15:00:00	148	7.0	41	32.9
16:00:00	109	10.3	39	33.1
17:00:00	98	10.1	21	33.2
18:00:00	73	13.8	26	33.1
19:00:00	59	13.9	19	33.6
20:00:00	34	20.2	14	33.9
21:00:00	21	22.3	6	34.2
22:00:00	10	28.3	7	33.9
23:00:00	5	28.5	2	32.5
00:00:00	5	15.5	1	32.5
01:00:00	0	N/A	N/A	N/A
02:00:00	2	13.8	0	0.0
03:00:00	0	N/A	N/A	N/A
04:00:00	1	37.5	1	37.5
05:00:00	9	26.7	3	34.2
06:00:00	38	16.2	19	33.8
07:00:00	66	15.1	23	33.6
08:00:00	94	9.9	29	33.0
09:00:00	131	7.2	20	33.5
10:00:00	105	9.2	13	33.3
11:00:00	138	6.8	20	32.8
12:00:00	152	7.5	25	33.3
13:00:00	142	7.3	30	32.8
14:00:00	144	7.4	29	32.8
15:00:00	167	6.6	41	33.0
16:00:00	177	6.4	56	32.9
17:00:00	198	6.6	61	33.3
18:00:00	108	9.2	38	33.0
19:00:00	80	13.6	26	33.3
20:00:00	44	16.2	13	33.7
21:00:00	36	17.5	11	33.9
22:00:00	28	17.1	11	33.0
23:00:00	7	23.6	1	32.5
00:00:00	9	20.3	1	32.5
01:00:00	1	37.5	1	37.5
02:00:00	4	28.8	1	37.5
03:00:00	0	N/A	N/A	N/A
04:00:00	3	16.7	0	0.0
05:00:00	6	32.5	4	35.0
06:00:00	32	20.7	10	34.0

## Summary of Violators

Site 1B (outside no 10 Long Lane)

from Sun-Apr-07-2024-12-00-PM to Tue-May-07-2024-02-59-PM

07:00:00	83	10.7	17	33.1
08:00:00	95	11.1	26	33.3
09:00:00	101	9.4	19	33.0
10:00:00	119	8.9	18	33.1
11:00:00	108	6.9	10	32.5
12:00:00	139	7.7	23	32.7
13:00:00	140	7.6	21	33.0
14:00:00	141	7.9	33	32.8
15:00:00	151	6.8	23	32.7
16:00:00	181	6.3	46	32.9
17:00:00	217	5.1	44	32.7
18:00:00	122	8.8	31	33.0
19:00:00	92	11.5	34	33.4
20:00:00	55	11.8	12	32.9
21:00:00	29	16.5	4	33.8
22:00:00	24	19.5	8	33.8
23:00:00	6	21.3	1	32.5
00:00:00	8	16.6	0	0.0
01:00:00	0	N/A	N/A	N/A
02:00:00	2	27.5	0	0.0
03:00:00	0	N/A	N/A	N/A
04:00:00	0	N/A	N/A	N/A
05:00:00	9	20.3	2	32.5
06:00:00	29	20.3	11	33.4
07:00:00	78	12.3	27	33.2
08:00:00	87	11.2	27	32.9
09:00:00	119	8.1	23	33.2
10:00:00	113	8.5	22	33.0
11:00:00	135	7.9	25	32.9
12:00:00	139	7.9	21	33.0
13:00:00	132	7.9	19	32.5
14:00:00	131	7.8	29	33.2
15:00:00	153	7.5	29	33.5
16:00:00	188	6.5	68	33.2
17:00:00	209	5.7	55	33.0
18:00:00	149	7.4	44	33.0
19:00:00	99	9.4	33	32.8
20:00:00	56	13.8	14	32.5
21:00:00	43	14.5	7	33.2
22:00:00	18	21.5	3	32.5
23:00:00	12	27.7	5	35.5
00:00:00	5	24.5	0	0.0
01:00:00	5	25.5	1	32.5
02:00:00	0	N/A	N/A	N/A
03:00:00	0	N/A	N/A	N/A
04:00:00	2	20.0	0	0.0
05:00:00	7	25.0	3	32.5
06:00:00	40	16.6	20	33.3
07:00:00	72	10.9	16	32.8

## Summary of Violators

Site 1B (outside no 10 Long Lane)

from Sun-Apr-07-2024-12-00-PM to Tue-May-07-2024-02-59-PM

08:00:00	92	10.2	25	32.9
09:00:00	104	9.0	20	32.5
10:00:00	170	6.1	18	33.1
11:00:00	139	7.4	20	33.3
12:00:00	122	8.5	27	32.5
13:00:00	122	8.6	28	33.2
14:00:00	156	7.0	16	33.1
15:00:00	154	7.2	24	32.9
16:00:00	187	6.9	51	33.3
17:00:00	199	6.3	59	33.1
18:00:00	128	8.1	39	32.8
19:00:00	86	11.2	25	33.1
20:00:00	56	15.2	17	33.7
21:00:00	37	16.3	11	33.4
22:00:00	32	15.5	6	32.5
23:00:00	15	23.5	8	35.6
00:00:00	6	28.3	2	32.5
01:00:00	1	22.5	0	0.0
02:00:00	1	27.5	0	0.0
03:00:00	0	N/A	N/A	N/A
04:00:00	2	25.0	0	0.0
05:00:00	7	33.9	6	35.0
06:00:00	43	14.6	15	32.8
07:00:00	77	10.3	20	33.0
08:00:00	102	10.9	33	33.4
09:00:00	125	8.0	26	33.1
10:00:00	122	9.1	20	33.0
11:00:00	117	7.4	26	33.1
12:00:00	161	7.0	28	33.2
13:00:00	126	8.7	31	32.8
14:00:00	159	6.7	30	33.0
15:00:00	182	6.6	41	32.9
16:00:00	186	5.8	50	32.7
17:00:00	198	5.9	54	32.7
18:00:00	173	7.0	55	33.2
19:00:00	99	10.4	27	33.4
20:00:00	56	14.9	21	33.0
21:00:00	44	14.9	13	34.4
22:00:00	28	20.0	7	34.6
23:00:00	23	17.1	9	32.5
00:00:00	10	29.5	5	33.5
01:00:00	3	29.2	1	32.5
02:00:00	3	34.2	3	34.2
03:00:00	1	27.5	0	0.0
04:00:00	2	35.0	2	35.0
05:00:00	12	23.3	3	35.8
06:00:00	9	25.6	4	33.8
07:00:00	26	24.0	9	33.1
08:00:00	69	10.3	10	32.5

## Summary of Violators

Site 1B (outside no 10 Long Lane)

from Sun-Apr-07-2024-12-00-PM to Tue-May-07-2024-02-59-PM

09:00:00	115	6.9	8	32.5
10:00:00	118	8.9	22	33.0
11:00:00	169	6.1	17	32.8
12:00:00	181	5.5	22	32.7
13:00:00	192	5.7	23	32.5
14:00:00	152	7.1	30	33.2
15:00:00	125	7.4	31	33.0
16:00:00	111	9.2	27	33.1
17:00:00	138	8.4	34	33.4
18:00:00	117	8.9	29	33.0
19:00:00	87	10.9	21	32.7
20:00:00	52	14.3	18	33.1
21:00:00	36	15.8	5	33.5
22:00:00	28	16.6	2	32.5
23:00:00	26	17.4	4	33.8
00:00:00	3	27.5	0	0.0
01:00:00	7	21.8	2	35.0
02:00:00	3	24.2	0	0.0
03:00:00	0	N/A	N/A	N/A
04:00:00	2	25.0	0	0.0
05:00:00	2	30.0	1	32.5
06:00:00	7	31.1	4	36.3
07:00:00	22	19.8	5	33.5
08:00:00	35	19.2	9	32.5
09:00:00	72	11.0	7	33.9
10:00:00	104	9.0	12	33.8
11:00:00	107	8.6	18	33.3
12:00:00	133	7.5	23	32.7
13:00:00	157	7.1	23	33.2
14:00:00	140	7.2	24	32.7
15:00:00	123	8.7	25	33.1
16:00:00	95	8.9	22	32.7
17:00:00	86	12.1	22	33.2
18:00:00	85	10.2	19	32.8
19:00:00	48	16.2	10	33.5
20:00:00	35	17.8	12	32.5
21:00:00	18	18.6	2	32.5
22:00:00	12	19.8	1	32.5
23:00:00	8	16.6	0	0.0
00:00:00	4	20.6	1	32.5
01:00:00	0	N/A	N/A	N/A
02:00:00	0	N/A	N/A	N/A
03:00:00	0	N/A	N/A	N/A
04:00:00	0	N/A	N/A	N/A
05:00:00	4	15.0	2	32.5
06:00:00	42	14.1	11	33.0
07:00:00	62	11.2	11	33.0
08:00:00	94	9.1	20	33.0
09:00:00	133	7.8	22	32.7

## Summary of Violators

Site 1B (outside no 10 Long Lane)

from Sun-Apr-07-2024-12-00-PM to Tue-May-07-2024-02-59-PM

10:00:00	116	8.9	18	33.9
11:00:00	117	9.0	23	32.9
12:00:00	128	7.7	20	32.5
13:00:00	124	8.1	14	32.5
14:00:00	130	8.1	22	32.7
15:00:00	109	9.7	27	33.1
16:00:00	164	7.3	42	33.2
17:00:00	185	6.0	49	32.8
18:00:00	114	8.7	31	33.1
19:00:00	76	11.6	18	33.1
20:00:00	44	17.8	13	34.8
21:00:00	35	13.9	12	32.9
22:00:00	21	24.2	10	33.5
23:00:00	8	24.7	2	35.0
00:00:00	2	30.0	1	32.5
01:00:00	1	37.5	1	37.5
02:00:00	3	37.5	3	37.5
03:00:00	0	N/A	N/A	N/A
04:00:00	0	N/A	N/A	N/A
05:00:00	9	31.9	6	34.2
06:00:00	34	14.3	11	33.4
07:00:00	55	14.2	20	32.8
08:00:00	86	10.3	25	32.7
09:00:00	114	8.2	20	32.8
10:00:00	111	7.3	13	32.5
11:00:00	120	7.5	10	32.5
12:00:00	153	6.9	18	33.1
13:00:00	118	8.3	20	32.8
14:00:00	143	7.7	27	32.9
15:00:00	164	6.7	33	32.8
16:00:00	159	6.7	44	33.0
17:00:00	177	7.1	45	33.3
18:00:00	115	9.2	47	33.0
19:00:00	72	12.3	15	32.8
20:00:00	38	15.5	6	32.5
21:00:00	34	17.3	8	33.1
22:00:00	22	20.5	4	33.8
23:00:00	11	21.8	6	32.5
00:00:00	8	22.5	4	33.8
01:00:00	1	32.5	1	32.5
02:00:00	0	N/A	N/A	N/A
03:00:00	0	N/A	N/A	N/A
04:00:00	1	32.5	1	32.5
05:00:00	7	31.1	4	33.8
06:00:00	42	16.6	22	34.1
07:00:00	63	11.4	18	32.8
08:00:00	85	11.7	33	33.3
09:00:00	120	8.8	23	32.9
10:00:00	108	9.3	19	32.8

## Summary of Violators

Site 1B (outside no 10 Long Lane)

from Sun-Apr-07-2024-12-00-PM to Tue-May-07-2024-02-59-PM

11:00:00	103	9.4	19	33.3
12:00:00	127	7.5	21	32.7
13:00:00	114	8.5	19	33.0
14:00:00	138	7.8	32	33.1
15:00:00	147	7.2	36	32.8
16:00:00	182	6.1	56	33.0
17:00:00	150	7.5	50	32.9
18:00:00	146	7.4	42	33.0
19:00:00	108	10.0	21	33.5
20:00:00	59	12.8	18	33.1
21:00:00	31	16.8	2	32.5
22:00:00	30	20.1	11	33.0
23:00:00	6	30.8	2	37.5
00:00:00	2	13.8	0	0.0
01:00:00	0	N/A	N/A	N/A
02:00:00	0	N/A	N/A	N/A
03:00:00	1	32.5	1	32.5
04:00:00	0	N/A	N/A	N/A
05:00:00	14	17.3	5	32.5
06:00:00	42	18.3	21	33.2
07:00:00	65	14.0	19	33.0
08:00:00	86	10.2	19	32.8
09:00:00	122	8.0	15	33.5
10:00:00	135	6.7	16	32.5
11:00:00	134	8.7	21	33.5
12:00:00	122	8.7	27	33.2
13:00:00	104	9.2	18	33.3
14:00:00	124	7.8	26	32.9
15:00:00	160	7.0	29	33.0
16:00:00	182	6.0	44	32.8
17:00:00	206	5.7	62	33.0
18:00:00	135	9.2	53	33.8
19:00:00	83	11.0	17	33.4
20:00:00	52	12.0	15	32.8
21:00:00	33	15.3	8	32.5
22:00:00	38	16.3	12	33.3
23:00:00	8	25.3	3	32.5
00:00:00	5	24.0	2	32.5
01:00:00	2	27.5	0	0.0
02:00:00	1	32.5	1	32.5
03:00:00	0	N/A	N/A	N/A
04:00:00	3	30.8	1	37.5
05:00:00	6	31.7	4	33.8
06:00:00	25	20.5	12	33.3
07:00:00	53	14.3	15	33.2
08:00:00	78	12.0	24	33.1
09:00:00	106	9.5	12	32.5
10:00:00	102	8.8	12	32.9
11:00:00	108	9.2	17	32.8



## Summary of Violators

Site 1B (outside no 10 Long Lane)

from Sun-Apr-07-2024-12-00-PM to Tue-May-07-2024-02-59-PM

12:00:00	130	7.2	16	32.8
13:00:00	108	8.6	15	33.2
14:00:00	117	8.4	14	33.2
15:00:00	146	6.6	30	32.7
16:00:00	154	7.6	24	33.3
17:00:00	172	6.1	35	32.9
18:00:00	136	7.0	23	32.5
19:00:00	80	11.5	24	32.9
20:00:00	44	19.0	14	34.3
21:00:00	35	17.3	5	32.5
22:00:00	29	18.4	4	33.8
23:00:00	12	22.9	2	35.0
00:00:00	11	23.4	6	32.5
01:00:00	4	30.0	1	37.5
02:00:00	0	N/A	N/A	N/A
03:00:00	2	32.5	1	37.5
04:00:00	1	32.5	1	32.5
05:00:00	7	31.1	3	35.8
06:00:00	11	25.5	2	35.0
07:00:00	28	17.2	12	32.9
08:00:00	57	14.9	19	33.3
09:00:00	97	9.4	18	32.8
10:00:00	99	9.6	10	33.5
11:00:00	147	6.6	24	33.5
12:00:00	156	6.8	44	32.7
13:00:00	106	9.5	19	32.8
14:00:00	147	7.4	24	33.1
15:00:00	142	7.5	29	32.5
16:00:00	136	7.5	28	32.9
17:00:00	106	10.1	24	33.5
18:00:00	102	10.0	24	33.1
19:00:00	72	10.2	14	32.5
20:00:00	59	14.7	17	33.4
21:00:00	39	20.8	13	35.6
22:00:00	26	23.2	10	34.0
23:00:00	13	23.8	9	34.2
00:00:00	12	21.7	3	34.2
01:00:00	7	32.5	5	34.5
02:00:00	1	27.5	0	0.0
03:00:00	2	30.0	1	32.5
04:00:00	0	N/A	N/A	N/A
05:00:00	9	26.7	4	33.8
06:00:00	8	17.8	3	32.5
07:00:00	25	16.9	9	32.5
08:00:00	43	15.8	15	33.2
09:00:00	95	9.1	15	32.5
10:00:00	149	7.9	23	33.4
11:00:00	123	8.0	28	32.7
12:00:00	130	7.4	26	32.5

## Summary of Violators

Site 1B (outside no 10 Long Lane)

from Sun-Apr-07-2024-12-00-PM to Tue-May-07-2024-02-59-PM

13:00:00	146	7.8	21	33.0
14:00:00	141	6.9	15	32.8
15:00:00	120	8.1	19	33.3
16:00:00	120	8.4	28	32.7
17:00:00	95	10.2	24	32.9
18:00:00	93	10.1	28	32.7
19:00:00	69	12.7	15	33.5
20:00:00	48	16.9	12	33.8
21:00:00	26	17.5	3	35.8
22:00:00	13	24.4	4	35.0
23:00:00	13	23.5	3	39.2
00:00:00	7	29.6	4	32.5
01:00:00	2	27.5	1	32.5
02:00:00	5	17.5	1	37.5
03:00:00	0	N/A	N/A	N/A
04:00:00	1	22.5	0	0.0
05:00:00	2	35.0	2	35.0
06:00:00	12	26.0	6	33.3
07:00:00	30	19.6	9	33.6
08:00:00	46	17.1	18	32.8
09:00:00	92	8.1	10	32.5
10:00:00	132	7.6	17	32.5
11:00:00	142	7.5	17	33.1
12:00:00	142	7.2	18	33.1
13:00:00	138	7.5	24	32.7
14:00:00	137	8.2	31	33.1
15:00:00	136	7.6	38	32.5
16:00:00	105	8.9	27	32.9
17:00:00	92	10.3	15	33.2
18:00:00	101	10.1	19	32.8
19:00:00	54	13.4	15	32.8
20:00:00	32	18.9	11	34.3
21:00:00	23	21.3	7	36.8
22:00:00	16	27.3	6	35.0
23:00:00	5	29.5	2	35.0

Incoming Histogram

Site 1B (outside no 10 Long Lane)

from Sun-Apr-07-2024-12-00-PM to Tue-May-07-2024-02-59-PM

Date	Starting Hr:min	<15	15 to <20	20 to <25	25 to <30	30 to <35	35 to <40	40 to <45	45 to <50	50 to <55	55 to <60	60 to <65	65 to <70	70 to <75	75 to <80	80 to <85	85 to <90	90 to <95	95 to <100	100 to >105	Total Counts	Avg Speed (MPH)	85pet Speed	10MPH Pace	% in pace	# of Speeders	% Speeders	
07/04/2024	00:00	*	*	*	*	*	*	*	*	*	*	*	*	*	*	*	*	*	*	*	*	*	*	*	*	*	*	
07/04/2024	01:00	*	*	*	*	*	*	*	*	*	*	*	*	*	*	*	*	*	*	*	*	*	*	*	*	*	*	
07/04/2024	02:00	*	*	*	*	*	*	*	*	*	*	*	*	*	*	*	*	*	*	*	*	*	*	*	*	*	*	
07/04/2024	03:00	*	*	*	*	*	*	*	*	*	*	*	*	*	*	*	*	*	*	*	*	*	*	*	*	*	*	
07/04/2024	04:00	*	*	*	*	*	*	*	*	*	*	*	*	*	*	*	*	*	*	*	*	*	*	*	*	*	*	
07/04/2024	05:00	*	*	*	*	*	*	*	*	*	*	*	*	*	*	*	*	*	*	*	*	*	*	*	*	*	*	
07/04/2024	06:00	*	*	*	*	*	*	*	*	*	*	*	*	*	*	*	*	*	*	*	*	*	*	*	*	*	*	
07/04/2024	07:00	*	*	*	*	*	*	*	*	*	*	*	*	*	*	*	*	*	*	*	*	*	*	*	*	*	*	
07/04/2024	08:00	*	*	*	*	*	*	*	*	*	*	*	*	*	*	*	*	*	*	*	*	*	*	*	*	*	*	
07/04/2024	09:00	*	*	*	*	*	*	*	*	*	*	*	*	*	*	*	*	*	*	*	*	*	*	*	*	*	*	
07/04/2024	10:00	*	*	*	*	*	*	*	*	*	*	*	*	*	*	*	*	*	*	*	*	*	*	*	*	*	*	
07/04/2024	11:00	*	*	*	*	*	*	*	*	*	*	*	*	*	*	*	*	*	*	*	*	*	*	*	*	*	*	
07/04/2024	12:00	0	0	6	8	4	2	0	0	0	0	0	0	0	0	0	0	0	0	0	0	20	27.9	33.8	20 to 30	70.0	6	30.0
07/04/2024	13:00	0	3	24	54	26	6	0	0	0	0	0	0	0	0	0	0	0	0	0	0	113	27.7	32.9	25 to 35	70.8	32	28.3
07/04/2024	14:00	0	5	17	70	25	3	0	0	0	0	0	0	0	0	0	0	0	0	0	0	120	27.6	32	25 to 35	79.2	28	23.3
07/04/2024	15:00	2	4	23	61	29	5	0	0	0	0	0	0	0	0	0	0	0	0	0	0	124	27.5	32.6	25 to 35	72.6	34	27.4
07/04/2024	16:00	0	1	22	40	27	2	0	0	0	0	0	0	0	0	0	0	0	0	0	0	92	27.8	32.8	25 to 35	72.8	29	31.5
07/04/2024	17:00	0	2	15	53	15	3	0	0	0	0	0	0	0	0	0	0	0	0	0	0	88	27.5	31.7	20 to 30	77.3	18	20.5
07/04/2024	18:00	0	0	17	36	12	1	0	0	0	0	0	0	0	0	0	0	0	0	0	0	66	27.1	31.2	20 to 30	80.3	13	19.7
07/04/2024	19:00	0	2	10	16	7	3	0	0	0	0	0	0	0	0	0	0	0	0	0	0	38	27.1	32.9	20 to 30	68.4	10	26.3
07/04/2024	20:00	0	0	5	12	13	1	0	0	0	0	0	0	0	0	0	0	0	0	0	0	31	28.9	33.5	25 to 35	80.6	14	45.2
07/04/2024	21:00	0	0	3	5	2	0	0	0	0	0	0	0	0	0	0	0	0	0	0	0	10	26.7	30	20 to 30	80.0	2	20.0
07/04/2024	22:00	0	0	1	4	5	0	0	0	0	0	0	0	0	0	0	0	0	0	0	0	10	29.2	33	25 to 35	90.0	5	50.0
07/04/2024	23:00	0	0	1	3	1	0	0	0	0	0	0	0	0	0	0	0	0	0	0	0	5	27.2	30	20 to 30	80.0	1	20.0
24 Hr Summary		2	17	144	362	166	26	0	0	0	0	0	0	0	0	0	0	0	0	0	0	717	27.6	32.5	25 to 35	73.6	192	26.8

Incoming Histogram

Site 1B (outside no 10 Long Lane)

from Sun-Apr-07-2024-12-00-PM to Tue-May-07-2024-02-59-PM

Date	Starting Hr:min	<15	15 to <20	20 to <25	25 to <30	30 to <35	35 to <40	40 to <45	45 to <50	50 to <55	55 to <60	60 to <65	65 to <70	70 to <75	75 to <80	80 to <85	85 to <90	90 to <95	95 to <100	100 to >105	Total Counts	Avg Speed (MPH)	85pct Speed	10MPH Pace	% in pace	# of Speeders	% Speeders	
08/04/2024	00:00	0	0	0	0	0	1	1	0	0	0	0	0	0	0	0	0	0	0	0	0	2	39.5	45	35 to 45	100.0	2	100.0
08/04/2024	01:00	0	0	0	1	0	0	0	0	0	0	0	0	0	0	0	0	0	0	0	0	1	27	30	20 to 30	100.0	*	*
08/04/2024	02:00	0	0	0	0	0	0	0	0	0	0	0	0	0	0	0	0	0	0	0	0	0	0	0	*	*	*	*
08/04/2024	03:00	0	0	0	0	0	0	0	0	0	0	0	0	0	0	0	0	0	0	0	0	0	0	0	*	*	*	*
08/04/2024	04:00	0	0	1	1	0	1	0	0	0	0	0	0	0	0	0	0	0	0	0	0	3	28.7	40	20 to 30	66.7	1	33.3
08/04/2024	05:00	0	0	0	0	3	1	0	0	0	0	0	0	0	0	0	0	0	0	0	0	4	33.5	35	30 to 40	100.0	4	100.0
08/04/2024	06:00	0	1	5	12	2	0	0	0	0	0	0	0	0	0	0	0	0	0	0	0	20	25.9	29.6	20 to 30	85.0	2	10.0
08/04/2024	07:00	0	2	10	27	11	3	0	0	0	0	0	0	0	0	0	0	0	0	0	0	53	27.6	32.7	25 to 35	71.7	14	26.4
08/04/2024	08:00	0	2	13	34	18	3	0	0	0	0	0	0	0	0	0	0	0	0	0	0	70	27.8	33.1	25 to 35	74.3	21	30.0
08/04/2024	09:00	1	5	20	56	18	1	0	0	0	0	0	0	0	0	0	0	0	0	0	0	101	26.7	31.1	20 to 30	75.2	19	18.8
08/04/2024	10:00	1	5	41	56	14	6	0	0	0	0	0	0	0	0	0	0	0	0	0	0	123	26.3	30.7	20 to 30	78.9	20	16.3
08/04/2024	11:00	0	7	25	65	18	0	0	0	0	0	0	0	0	0	0	0	0	0	0	0	115	26.5	30.3	20 to 30	78.3	18	15.7
08/04/2024	12:00	4	12	34	57	18	0	0	0	0	0	0	0	0	0	0	0	0	0	0	0	125	25.3	29.9	20 to 30	72.8	18	14.4
08/04/2024	13:00	4	7	31	73	18	2	0	0	0	0	0	0	0	0	0	0	0	0	0	0	135	26.1	30	20 to 30	77.0	20	14.8
08/04/2024	14:00	1	3	25	79	27	4	0	0	0	0	0	0	0	0	0	0	0	0	0	0	139	27.5	31.9	25 to 35	76.3	31	22.3
08/04/2024	15:00	1	7	34	80	27	4	0	0	0	0	0	0	0	0	0	0	0	0	0	0	153	26.9	31.5	20 to 30	74.5	31	20.3
08/04/2024	16:00	1	6	35	86	41	2	0	0	0	0	0	0	0	0	0	0	0	0	0	0	171	27.3	32.1	25 to 35	74.3	43	25.1
08/04/2024	17:00	1	5	35	86	50	7	1	0	0	0	0	0	0	0	0	0	0	0	0	0	185	27.9	33	25 to 35	73.5	58	31.4
08/04/2024	18:00	2	4	7	53	26	8	0	1	0	0	0	0	0	0	0	0	0	0	0	0	101	28.6	33.8	25 to 35	78.2	35	34.7
08/04/2024	19:00	0	2	16	24	13	4	0	0	0	0	0	0	0	0	0	0	0	0	0	0	59	27.5	33.1	20 to 30	67.8	17	28.8
08/04/2024	20:00	2	0	2	16	14	3	1	0	0	0	0	0	0	0	0	0	0	0	0	0	38	29.3	34.3	25 to 35	78.9	18	47.4
08/04/2024	21:00	0	1	6	14	3	1	0	0	0	0	0	0	0	0	0	0	0	0	0	0	25	26.6	30	20 to 30	80.0	4	16.0
08/04/2024	22:00	0	0	8	5	3	2	0	0	0	0	0	0	0	0	0	0	0	0	0	0	18	26.9	33.3	20 to 30	72.2	5	27.8
08/04/2024	23:00	0	0	0	1	0	0	0	0	0	0	0	0	0	0	0	0	0	0	0	0	1	27	30	20 to 30	100.0	*	*
24 Hr Summary		18	69	348	826	324	53	3	1	0	0	0	0	0	0	0	0	0	0	0	0	1642	27.1	32.1	20 to 30	71.5	381	23.2

Incoming Histogram

Site 1B (outside no 10 Long Lane)

from Sun-Apr-07-2024-12-00-PM to Tue-May-07-2024-02-59-PM

Date	Starting Hr:min	<15	15 to <20	20 to <25	25 to <30	30 to <35	35 to <40	40 to <45	45 to <50	50 to <55	55 to <60	60 to <65	65 to <70	70 to <75	75 to <80	80 to <85	85 to <90	90 to <95	95 to <100	100 to >105	Total Counts	Avg Speed (MPH)	85pct Speed	10MPH Pace	% in pace	# of Speeders	% Speeders	
09/04/2024	00:00	0	0	0	0	1	0	0	0	0	0	0	0	0	0	0	0	0	0	0	0	1	32	35	25 to 35	100.0	1	100.0
09/04/2024	01:00	0	0	0	0	0	0	0	0	0	0	0	0	0	0	0	0	0	0	0	0	0	0	0	*	*	*	*
09/04/2024	02:00	0	0	0	0	0	0	0	0	0	0	0	0	0	0	0	0	0	0	0	0	0	0	0	*	*	*	*
09/04/2024	03:00	0	0	0	0	0	0	0	0	0	0	0	0	0	0	0	0	0	0	0	0	0	0	0	*	*	*	*
09/04/2024	04:00	0	0	0	1	1	0	0	0	0	0	0	0	0	0	0	0	0	0	0	0	2	29.5	35	25 to 35	100.0	1	50.0
09/04/2024	05:00	0	0	0	2	2	0	0	0	0	0	0	0	0	0	0	0	0	0	0	0	4	29.5	32.5	25 to 35	100.0	2	50.0
09/04/2024	06:00	0	0	2	4	2	1	0	0	0	0	0	0	0	0	0	0	0	0	0	0	9	28.2	35	20 to 30	66.7	3	33.3
09/04/2024	07:00	0	2	9	29	13	3	0	0	0	0	0	0	0	0	0	0	0	0	0	0	56	27.8	33.1	25 to 35	75.0	16	28.6
09/04/2024	08:00	0	3	8	26	11	0	0	0	0	0	0	0	0	0	0	0	0	0	0	0	48	27	31.8	25 to 35	77.1	11	22.9
09/04/2024	09:00	2	3	13	49	21	2	0	0	0	0	0	0	0	0	0	0	0	0	0	0	90	27.4	32.1	25 to 35	77.8	23	25.6
09/04/2024	10:00	4	5	22	60	13	3	1	0	0	0	0	0	0	0	0	0	0	0	0	0	108	26.3	30.4	20 to 30	75.9	17	15.7
09/04/2024	11:00	0	5	22	74	19	0	0	0	0	0	0	0	0	0	0	0	0	0	0	0	120	26.9	30.3	20 to 30	80.0	19	15.8
09/04/2024	12:00	0	3	41	76	25	3	0	0	0	0	0	0	0	0	0	0	0	0	0	0	148	26.9	31.2	20 to 30	79.1	28	18.9
09/04/2024	13:00	1	3	28	61	16	2	0	0	0	0	0	0	0	0	0	0	0	0	0	0	111	26.6	30.3	20 to 30	80.2	18	16.2
09/04/2024	14:00	0	4	22	65	26	0	0	0	0	0	0	0	0	0	0	0	0	0	0	0	117	27.2	31.5	25 to 35	77.8	26	22.2
09/04/2024	15:00	0	2	21	66	37	0	0	0	0	0	0	0	0	0	0	0	0	0	0	0	126	27.9	32.4	25 to 35	81.7	37	29.4
09/04/2024	16:00	0	5	22	73	39	4	0	0	0	0	0	0	0	0	0	0	0	0	0	0	143	28	32.8	25 to 35	78.3	43	30.1
09/04/2024	17:00	0	7	26	72	33	6	0	0	0	0	0	0	0	0	0	0	0	0	0	0	144	27.6	32.6	25 to 35	72.9	39	27.1
09/04/2024	18:00	0	2	23	37	35	8	0	0	0	0	0	0	0	0	0	0	0	0	0	0	105	28.5	33.9	25 to 35	68.6	43	41.0
09/04/2024	19:00	1	1	6	33	17	5	1	0	0	0	0	0	0	0	0	0	0	0	0	0	64	28.8	33.8	25 to 35	78.1	23	35.9
09/04/2024	20:00	0	0	4	12	12	2	0	0	0	0	0	0	0	0	0	0	0	0	0	0	30	29.3	34.2	25 to 35	80.0	14	46.7
09/04/2024	21:00	0	0	5	7	3	0	1	0	0	0	0	0	0	0	0	0	0	0	0	0	16	27.6	33.3	20 to 30	75.0	4	25.0
09/04/2024	22:00	0	0	1	6	2	0	0	0	0	0	0	0	0	0	0	0	0	0	0	0	9	27.7	32.5	25 to 35	88.9	2	22.2
09/04/2024	23:00	0	0	0	2	3	0	0	0	0	0	0	0	0	0	0	0	0	0	0	0	5	30.2	33.3	25 to 35	100.0	3	60.0
24 Hr Summary		8	45	275	755	331	39	3	0	0	0	0	0	0	0	0	0	0	0	0	0	1456	27.5	32.3	25 to 35	74.6	373	25.6

Incoming Histogram

Site 1B (outside no 10 Long Lane)

from Sun-Apr-07-2024-12-00-PM to Tue-May-07-2024-02-59-PM

Date	Starting Hr:min	<15	15 to <20	20 to <25	25 to <30	30 to <35	35 to <40	40 to <45	45 to <50	50 to <55	55 to <60	60 to <65	65 to <70	70 to <75	75 to <80	80 to <85	85 to <90	90 to <95	95 to <100	100 to >105	Total Counts	Avg Speed (MPH)	85pct Speed	10MPH Pace	% in pace	# of Speeders	% Speeders	
10/04/2024	00:00	0	0	2	4	0	0	0	0	0	0	0	0	0	0	0	0	0	0	0	0	6	25.7	28.8	20 to 30	100.0	*	*
10/04/2024	01:00	0	0	1	0	0	0	0	0	0	0	0	0	0	0	0	0	0	0	0	0	1	22	25	15 to 25	100.0	*	*
10/04/2024	02:00	0	0	0	0	0	0	0	0	0	0	0	0	0	0	0	0	0	0	0	0	0	0	0	*	*	*	*
10/04/2024	03:00	0	0	0	1	1	0	0	0	0	0	0	0	0	0	0	0	0	0	0	0	2	29.5	35	25 to 35	100.0	1	50.0
10/04/2024	04:00	0	0	0	0	0	0	0	0	0	0	0	0	0	0	0	0	0	0	0	0	0	0	0	*	*	*	*
10/04/2024	05:00	0	0	0	1	3	1	0	0	0	0	0	0	0	0	0	0	0	0	0	0	5	32	35	25 to 35	80.0	4	80.0
10/04/2024	06:00	0	0	3	8	8	0	0	0	0	0	0	0	0	0	0	0	0	0	0	0	19	28.5	33.1	25 to 35	84.2	8	42.1
10/04/2024	07:00	1	2	9	22	12	0	0	0	0	0	0	0	0	0	0	0	0	0	0	0	46	26.9	32.1	25 to 35	73.9	12	26.1
10/04/2024	08:00	0	1	13	32	12	0	0	0	0	0	0	0	0	0	0	0	0	0	0	0	58	27.1	31.2	20 to 30	77.6	12	20.7
10/04/2024	09:00	1	6	27	51	19	0	0	0	0	0	0	0	0	0	0	0	0	0	0	0	104	26.3	30.8	20 to 30	75.0	19	18.3
10/04/2024	10:00	0	8	28	57	27	3	0	0	0	0	0	0	0	0	0	0	0	0	0	0	123	27	32.2	20 to 30	69.1	30	24.4
10/04/2024	11:00	0	5	24	70	27	1	1	0	0	0	0	0	0	0	0	0	0	0	0	0	128	27.3	31.9	25 to 35	75.8	29	22.7
10/04/2024	12:00	3	4	21	55	21	1	0	0	0	0	0	0	0	0	0	0	0	0	0	0	105	26.7	31.4	20 to 30	72.4	22	21.0
10/04/2024	13:00	0	5	32	78	19	2	0	0	0	0	0	0	0	0	0	0	0	0	0	0	136	26.7	30.3	20 to 30	80.9	21	15.4
10/04/2024	14:00	0	4	27	67	21	2	0	0	0	0	0	0	0	0	0	0	0	0	0	0	121	27	31.2	20 to 30	77.7	23	19.0
10/04/2024	15:00	0	5	30	97	31	2	0	0	0	0	0	0	0	0	0	0	0	0	0	0	165	27.3	31.3	25 to 35	77.6	33	20.0
10/04/2024	16:00	1	4	30	93	45	5	0	0	0	0	0	0	0	0	0	0	0	0	0	0	178	27.8	32.6	25 to 35	77.5	50	28.1
10/04/2024	17:00	1	3	37	84	42	8	0	1	0	0	0	0	0	0	0	0	0	0	0	0	176	27.9	33	25 to 35	71.6	51	29.0
10/04/2024	18:00	0	2	17	46	27	5	0	0	0	0	0	0	0	0	0	0	0	0	0	0	97	28.2	33.1	25 to 35	75.3	32	33.0
10/04/2024	19:00	0	4	12	35	14	5	1	0	0	0	0	0	0	0	0	0	0	0	0	0	71	27.8	33.2	25 to 35	69.0	20	28.2
10/04/2024	20:00	0	1	8	23	7	1	1	0	0	0	0	0	0	0	0	0	0	0	0	0	41	27.5	32.1	20 to 30	75.6	9	22.0
10/04/2024	21:00	0	0	6	10	5	2	0	0	0	0	0	0	0	0	0	0	0	0	0	0	23	27.9	34	20 to 30	69.6	7	30.4
10/04/2024	22:00	0	0	3	10	6	4	0	1	0	0	0	0	0	0	0	0	0	0	0	0	24	30.3	36.2	25 to 35	66.7	11	45.8
10/04/2024	23:00	0	0	1	5	1	0	0	0	0	0	0	0	0	0	0	0	0	0	0	0	7	27.1	30	20 to 30	85.7	1	14.3
24 Hr Summary		7	54	331	849	348	42	3	2	0	0	0	0	0	0	0	0	0	0	0	0	1636	27.4	32.2	25 to 35	73.2	395	24.1

Incoming Histogram

Site 1B (outside no 10 Long Lane)

from Sun-Apr-07-2024-12-00-PM to Tue-May-07-2024-02-59-PM

Date	Starting Hr:min	<15	15 to <20	20 to <25	25 to <30	30 to <35	35 to <40	40 to <45	45 to <50	50 to <55	55 to <60	60 to <65	65 to <70	70 to <75	75 to <80	80 to <85	85 to <90	90 to <95	95 to <100	100 to >105	Total Counts	Avg Speed (MPH)	85pet Speed	10MPH Pace	% in pace	# of Speeders	% Speeders
11/04/2024	00:00	0	0	0	0	0	0	0	0	0	0	0	0	0	0	0	0	0	0	0	0	0	0	*	*	*	*
11/04/2024	01:00	0	0	0	1	0	0	0	0	0	0	0	0	0	0	0	0	0	0	0	1	27	30	20 to 30	100.0	*	*
11/04/2024	02:00	0	0	0	0	0	0	0	0	0	0	0	0	0	0	0	0	0	0	0	0	0	0	*	*	*	*
11/04/2024	03:00	0	0	1	0	0	0	0	0	0	0	0	0	0	0	0	0	0	0	0	1	22	25	15 to 25	100.0	*	*
11/04/2024	04:00	0	0	1	0	0	0	0	0	0	0	0	0	0	0	0	0	0	0	0	1	22	25	15 to 25	100.0	*	*
11/04/2024	05:00	0	0	0	0	3	2	0	1	0	0	0	0	0	0	0	0	0	0	0	6	36.2	40	30 to 40	83.3	6	100.0
11/04/2024	06:00	1	0	2	7	6	3	0	0	0	0	0	0	0	0	0	0	0	0	0	19	29.1	35	25 to 35	68.4	9	47.4
11/04/2024	07:00	0	0	9	21	17	1	0	0	0	0	0	0	0	0	0	0	0	0	0	48	28.4	33.2	25 to 35	79.2	18	37.5
11/04/2024	08:00	0	0	11	33	10	3	0	0	0	0	0	0	0	0	0	0	0	0	0	57	27.8	32	20 to 30	77.2	13	22.8
11/04/2024	09:00	1	7	26	59	22	5	0	0	0	0	0	0	0	0	0	0	0	0	0	120	27	32	20 to 30	70.8	27	22.5
11/04/2024	10:00	0	5	36	73	22	2	0	0	0	0	0	0	0	0	0	0	0	0	0	138	26.7	30.7	20 to 30	79.0	24	17.4
11/04/2024	11:00	1	5	19	59	17	1	0	0	0	0	0	0	0	0	0	0	0	0	0	102	26.7	30.9	20 to 30	76.5	18	17.6
11/04/2024	12:00	0	4	29	57	27	3	0	0	0	0	0	0	0	0	0	0	0	0	0	120	27.3	32.2	20 to 30	71.7	30	25.0
11/04/2024	13:00	1	8	27	53	24	5	0	0	0	0	0	0	0	0	0	0	0	0	0	118	26.9	32.3	20 to 30	67.8	29	24.6
11/04/2024	14:00	0	3	19	74	27	5	0	0	0	0	0	0	0	0	0	0	0	0	0	128	27.9	32.4	25 to 35	78.9	32	25.0
11/04/2024	15:00	0	0	18	72	25	1	1	0	0	0	0	0	0	0	0	0	0	0	0	117	27.9	31.8	25 to 35	82.9	27	23.1
11/04/2024	16:00	1	12	39	80	44	3	0	0	0	0	0	0	0	0	0	0	0	0	0	179	27	32.3	25 to 35	69.3	47	26.3
11/04/2024	17:00	0	7	26	86	37	6	0	0	0	0	0	0	0	0	0	0	0	0	0	162	27.7	32.6	25 to 35	75.9	43	26.5
11/04/2024	18:00	0	1	25	56	35	3	0	0	0	0	0	0	0	0	0	0	0	0	0	120	28	32.9	25 to 35	75.8	38	31.7
11/04/2024	19:00	0	1	13	36	12	4	0	0	0	0	0	0	0	0	0	0	0	0	0	66	27.7	32.5	20 to 30	74.2	16	24.2
11/04/2024	20:00	0	0	0	30	10	2	0	0	0	0	0	0	0	0	0	0	0	0	0	42	29	33	25 to 35	95.2	12	28.6
11/04/2024	21:00	0	0	9	17	7	2	0	0	0	0	0	0	0	0	0	0	0	0	0	35	27.6	32.9	20 to 30	74.3	9	25.7
11/04/2024	22:00	0	0	6	9	3	0	0	0	0	0	0	0	0	0	0	0	0	0	0	18	26.4	30	20 to 30	83.3	3	16.7
11/04/2024	23:00	0	0	1	5	3	0	0	0	0	0	0	0	0	0	0	0	0	0	0	9	28.3	33.3	25 to 35	88.9	3	33.3
24 Hr Summary		5	53	317	828	351	51	1	1	0	0	0	0	0	0	0	0	0	0	0	1607	27.5	32.3	25 to 35	73.4	404	25.1

Incoming Histogram

Site 1B (outside no 10 Long Lane)

from Sun-Apr-07-2024-12-00-PM to Tue-May-07-2024-02-59-PM

Date	Starting Hr:min	<15	15 to <20	20 to <25	25 to <30	30 to <35	35 to <40	40 to <45	45 to <50	50 to <55	55 to <60	60 to <65	65 to <70	70 to <75	75 to <80	80 to <85	85 to <90	90 to <95	95 to <100	100 to >105	Total Counts	Avg Speed (MPH)	85pet Speed	10MPH Pace	% in pace	# of Speeders	% Speeders	
12/04/2024	00:00	0	0	0	2	1	0	0	0	0	0	0	0	0	0	0	0	0	0	0	0	3	28.7	35	25 to 35	100.0	1	33.3
12/04/2024	01:00	0	0	0	1	0	0	0	0	0	0	0	0	0	0	0	0	0	0	0	0	1	27	30	20 to 30	100.0	*	*
12/04/2024	02:00	0	0	0	0	0	0	0	0	0	0	0	0	0	0	0	0	0	0	0	0	0	0	0	*	*	*	*
12/04/2024	03:00	0	0	0	0	0	0	0	0	0	0	0	0	0	0	0	0	0	0	0	0	0	0	0	*	*	*	*
12/04/2024	04:00	0	0	1	0	3	0	0	0	0	0	0	0	0	0	0	0	0	0	0	0	4	29.8	33.3	25 to 35	75.0	3	75.0
12/04/2024	05:00	0	0	0	2	3	0	0	0	0	0	0	0	0	0	0	0	0	0	0	0	5	30	33.3	25 to 35	100.0	3	60.0
12/04/2024	06:00	1	0	0	9	5	0	0	0	0	0	0	0	0	0	0	0	0	0	0	0	15	27.5	33	25 to 35	93.3	5	33.3
12/04/2024	07:00	0	0	10	27	16	3	0	0	0	0	0	0	0	0	0	0	0	0	0	0	56	28.4	33.4	25 to 35	76.8	19	33.9
12/04/2024	08:00	0	1	14	52	12	2	0	0	0	0	0	0	0	0	0	0	0	0	0	0	81	27.4	30.8	20 to 30	81.5	14	17.3
12/04/2024	09:00	4	8	34	54	8	2	0	0	0	0	0	0	0	0	0	0	0	0	0	0	110	25.1	29.4	20 to 30	80.0	10	9.1
12/04/2024	10:00	0	5	30	85	19	0	0	0	0	0	0	0	0	0	0	0	0	0	0	0	139	26.6	29.9	20 to 30	82.7	19	13.7
12/04/2024	11:00	1	5	38	71	23	2	0	0	0	0	0	0	0	0	0	0	0	0	0	0	140	26.6	30.9	20 to 30	77.9	25	17.9
12/04/2024	12:00	0	11	35	91	30	3	0	0	0	0	0	0	0	0	0	0	0	0	0	0	170	26.8	31.2	20 to 30	74.1	33	19.4
12/04/2024	13:00	0	9	26	84	23	2	0	0	0	0	0	0	0	0	0	0	0	0	0	0	144	26.8	30.7	20 to 30	76.4	25	17.4
12/04/2024	14:00	1	6	38	77	37	4	1	0	0	0	0	0	0	0	0	0	0	0	0	0	164	27.2	32.3	20 to 30	70.1	42	25.6
12/04/2024	15:00	3	5	39	70	46	2	0	0	0	0	0	0	0	0	0	0	0	0	0	0	165	27.2	32.5	25 to 35	70.3	48	29.1
12/04/2024	16:00	0	5	28	74	51	6	0	0	0	0	0	0	0	0	0	0	0	0	0	0	164	28.2	33.1	25 to 35	76.2	57	34.8
12/04/2024	17:00	3	4	23	84	59	9	0	1	0	0	0	0	0	0	0	0	0	0	0	0	183	28.5	33.6	25 to 35	78.1	69	37.7
12/04/2024	18:00	0	3	28	56	24	8	0	0	0	0	0	0	0	0	0	0	0	0	0	0	119	27.6	32.9	20 to 30	70.6	32	26.9
12/04/2024	19:00	0	1	9	25	19	4	0	1	0	0	0	0	0	0	0	0	0	0	0	0	59	29	33.9	25 to 35	74.6	24	40.7
12/04/2024	20:00	0	0	11	17	14	3	0	0	0	0	0	0	0	0	0	0	0	0	0	0	45	28.4	33.6	25 to 35	68.9	17	37.8
12/04/2024	21:00	0	1	5	18	3	0	0	0	0	0	0	0	0	0	0	0	0	0	0	0	27	26.4	29.7	20 to 30	85.2	3	11.1
12/04/2024	22:00	0	0	2	11	6	1	0	0	0	0	0	0	0	0	0	0	0	0	0	0	20	28.6	33.3	25 to 35	85.0	7	35.0
12/04/2024	23:00	0	1	3	7	0	0	0	0	0	0	0	0	0	0	0	0	0	0	0	0	11	24.8	28.6	20 to 30	90.9	*	*
24 Hr Summary		13	65	374	917	402	51	1	2	0	0	0	0	0	0	0	0	0	0	0	1825	27.3	32.3	25 to 35	72.3	456	25.0	



Incoming Histogram

Site 1B (outside no 10 Long Lane)

from Sun-Apr-07-2024-12-00-PM to Tue-May-07-2024-02-59-PM

Date	Starting Hr:min	<15	15 to <20	20 to <25	25 to <30	30 to <35	35 to <40	40 to <45	45 to <50	50 to <55	55 to <60	60 to <65	65 to <70	70 to <75	75 to <80	80 to <85	85 to <90	90 to <95	95 to <100	100 to >105	Total Counts	Avg Speed (MPH)	85pct Speed	10MPH Pace	% in pace	# of Speeders	% Speeders	
13/04/2024	00:00	0	0	2	1	2	0	0	0	0	0	0	0	0	0	0	0	0	0	0	0	5	27	32.5	20 to 30	60.0	2	40.0
13/04/2024	01:00	0	0	0	0	1	0	0	0	0	0	0	0	0	0	0	0	0	0	0	0	1	32	35	25 to 35	100.0	1	100.0
13/04/2024	02:00	0	0	1	0	0	0	0	0	0	0	0	0	0	0	0	0	0	0	0	0	1	22	25	15 to 25	100.0	*	*
13/04/2024	03:00	0	0	0	0	1	0	0	0	0	0	0	0	0	0	0	0	0	0	0	0	1	32	35	25 to 35	100.0	1	100.0
13/04/2024	04:00	0	0	0	0	0	0	0	0	0	0	0	0	0	0	0	0	0	0	0	0	0	0	0	*	*	*	*
13/04/2024	05:00	0	0	0	2	2	0	0	0	0	0	0	0	0	0	0	0	0	0	0	0	4	29.5	32.5	25 to 35	100.0	2	50.0
13/04/2024	06:00	0	1	1	10	4	0	1	0	0	0	0	0	0	0	0	0	0	0	0	0	17	28.5	32.5	25 to 35	82.4	5	29.4
13/04/2024	07:00	0	0	4	15	10	2	0	0	0	0	0	0	0	0	0	0	0	0	0	0	31	29	33.5	25 to 35	80.6	12	38.7
13/04/2024	08:00	0	0	4	32	13	3	0	1	0	0	0	0	0	0	0	0	0	0	0	0	53	29.1	33.5	25 to 35	84.9	17	32.1
13/04/2024	09:00	1	6	13	46	17	1	0	0	0	0	0	0	0	0	0	0	0	0	0	0	84	26.8	31.5	25 to 35	75.0	18	21.4
13/04/2024	10:00	1	6	35	55	23	2	0	0	0	0	0	0	0	0	0	0	0	0	0	0	122	26.4	31.5	20 to 30	73.8	25	20.5
13/04/2024	11:00	0	7	43	81	21	4	1	0	0	0	0	0	0	0	0	0	0	0	0	0	157	26.6	30.5	20 to 30	79.0	26	16.6
13/04/2024	12:00	1	4	31	78	40	2	0	0	0	0	0	0	0	0	0	0	0	0	0	0	156	27.5	32.4	25 to 35	75.6	42	26.9
13/04/2024	13:00	1	9	48	93	25	3	0	0	0	0	0	0	0	0	0	0	0	0	0	0	179	26.4	30.2	20 to 30	78.8	28	15.6
13/04/2024	14:00	1	9	31	92	26	2	0	0	0	0	0	0	0	0	0	0	0	0	0	0	161	26.8	30.8	20 to 30	76.4	28	17.4
13/04/2024	15:00	1	4	24	64	27	6	2	0	0	0	0	0	0	0	0	0	0	0	0	0	128	27.8	33	25 to 35	71.1	35	27.3
13/04/2024	16:00	0	5	18	61	29	4	0	0	0	0	0	0	0	0	0	0	0	0	0	0	117	27.8	32.6	25 to 35	76.9	33	28.2
13/04/2024	17:00	0	0	11	43	32	3	0	0	0	0	0	0	0	0	0	0	0	0	0	0	89	28.9	33.4	25 to 35	84.3	35	39.3
13/04/2024	18:00	0	7	21	51	23	4	0	0	0	0	0	0	0	0	0	0	0	0	0	0	106	27.2	32.4	25 to 35	69.8	27	25.5
13/04/2024	19:00	0	1	12	38	12	3	0	0	0	0	0	0	0	0	0	0	0	0	0	0	66	27.7	32.1	20 to 30	75.8	15	22.7
13/04/2024	20:00	0	3	6	25	11	1	0	0	0	0	0	0	0	0	0	0	0	0	0	0	46	27.4	32.3	25 to 35	78.3	12	26.1
13/04/2024	21:00	0	0	6	12	7	0	0	0	0	0	0	0	0	0	0	0	0	0	0	0	25	27.5	32.1	25 to 35	76.0	7	28.0
13/04/2024	22:00	0	0	2	9	6	0	0	0	0	0	0	0	0	0	0	0	0	0	0	0	17	28.4	32.5	25 to 35	88.2	6	35.3
13/04/2024	23:00	0	0	2	6	3	1	0	0	0	0	0	0	0	0	0	0	0	0	0	0	12	28.4	33.3	25 to 35	75.0	4	33.3
24 Hr Summary		6	62	315	814	335	41	4	1	0	0	0	0	0	0	0	0	0	0	0	0	1578	27.3	32.1	25 to 35	72.8	381	24.1

Incoming Histogram

Site 1B (outside no 10 Long Lane)

from Sun-Apr-07-2024-12-00-PM to Tue-May-07-2024-02-59-PM

Date	Starting Hr:min	<15	15 to <20	20 to <25	25 to <30	30 to <35	35 to <40	40 to <45	45 to <50	50 to <55	55 to <60	60 to <65	65 to <70	70 to <75	75 to <80	80 to <85	85 to <90	90 to <95	95 to <100	100 to >105	Total Counts	Avg Speed (MPH)	85pct Speed	10MPH Pace	% in pace	# of Speeders	% Speeders
14/04/2024	00:00	0	0	3	3	2	0	0	0	0	0	0	0	0	0	0	0	0	0	0	8	26.5	32.5	20 to 30	75.0	2	25.0
14/04/2024	01:00	0	0	0	0	4	0	0	0	0	0	0	0	0	0	0	0	0	0	0	4	32.3	33.8	25 to 35	100.0	4	100.0
14/04/2024	02:00	0	0	0	0	0	0	0	0	0	0	0	0	0	0	0	0	0	0	0	0	0	0	*	*	*	*
14/04/2024	03:00	0	0	0	0	1	0	0	0	0	0	0	0	0	0	0	0	0	0	0	1	32	35	25 to 35	100.0	1	100.0
14/04/2024	04:00	0	0	0	0	2	1	0	0	0	0	0	0	0	0	0	0	0	0	0	3	34	40	30 to 40	100.0	3	100.0
14/04/2024	05:00	0	1	1	1	1	1	0	0	0	0	0	0	0	0	0	0	0	0	0	5	27	35	15 to 25	40.0	2	40.0
14/04/2024	06:00	0	3	1	3	2	0	0	0	0	0	0	0	0	0	0	0	0	0	0	9	24.4	32.5	25 to 35	55.6	2	22.2
14/04/2024	07:00	0	0	4	12	14	1	0	0	0	0	0	0	0	0	0	0	0	0	0	31	29.2	33.6	25 to 35	83.9	15	48.4
14/04/2024	08:00	0	1	7	19	9	3	0	0	0	0	0	0	0	0	0	0	0	0	0	39	28	33.3	25 to 35	71.8	12	30.8
14/04/2024	09:00	0	4	24	53	20	2	0	0	0	0	0	0	0	0	0	0	0	0	0	103	27	31.8	20 to 30	74.8	22	21.4
14/04/2024	10:00	2	3	34	77	24	0	0	0	0	0	0	0	0	0	0	0	0	0	0	140	26.6	30.6	20 to 30	79.3	24	17.1
14/04/2024	11:00	6	5	53	76	30	0	0	0	0	0	0	0	0	0	0	0	0	0	0	170	25.9	30.7	20 to 30	75.9	30	17.6
14/04/2024	12:00	0	4	35	86	30	1	0	0	0	0	0	0	0	0	0	0	0	0	0	156	27.1	31.3	20 to 30	77.6	31	19.9
14/04/2024	13:00	0	8	31	82	29	5	0	0	0	0	0	0	0	0	0	0	0	0	0	155	27.1	31.9	20 to 30	72.9	34	21.9
14/04/2024	14:00	0	4	30	74	25	3	0	1	0	0	0	0	0	0	0	0	0	0	0	137	27.3	31.6	20 to 30	75.9	29	21.2
14/04/2024	15:00	0	3	23	65	34	1	0	0	0	0	0	0	0	0	0	0	0	0	0	126	27.7	32.4	25 to 35	78.6	35	27.8
14/04/2024	16:00	0	5	22	59	22	2	0	0	0	0	0	0	0	0	0	0	0	0	0	110	27.1	31.8	20 to 30	73.6	24	21.8
14/04/2024	17:00	0	1	17	51	25	0	1	0	0	0	0	0	0	0	0	0	0	0	0	95	27.9	32.4	25 to 35	80.0	26	27.4
14/04/2024	18:00	0	1	19	39	13	7	0	0	0	0	0	0	0	0	0	0	0	0	0	79	27.7	33.1	20 to 30	73.4	20	25.3
14/04/2024	19:00	0	0	6	24	13	5	1	0	0	0	0	0	0	0	0	0	0	0	0	49	29.4	34.6	25 to 35	75.5	19	38.8
14/04/2024	20:00	0	0	3	12	11	1	0	0	0	0	0	0	0	0	0	0	0	0	0	27	29.1	33.6	25 to 35	85.2	12	44.4
14/04/2024	21:00	2	0	3	11	5	2	0	0	0	0	0	0	0	0	0	0	0	0	0	23	27.3	34	25 to 35	69.6	7	30.4
14/04/2024	22:00	0	0	0	0	1	3	0	0	0	0	0	0	0	0	0	0	0	0	0	4	36	38.3	30 to 40	100.0	4	100.0
14/04/2024	23:00	0	0	1	3	0	0	0	0	0	0	0	0	0	0	0	0	0	0	0	4	26	28.3	20 to 30	100.0	*	*
24 Hr Summary		10	43	317	750	317	38	2	1	0	0	0	0	0	0	0	0	0	0	0	1478	27.3	32.1	20 to 30	72.2	358	24.2

Incoming Histogram

Site 1B (outside no 10 Long Lane)

from Sun-Apr-07-2024-12-00-PM to Tue-May-07-2024-02-59-PM

Date	Starting Hr:min	<15	15 to <20	20 to <25	25 to <30	30 to <35	35 to <40	40 to <45	45 to <50	50 to <55	55 to <60	60 to <65	65 to <70	70 to <75	75 to <80	80 to <85	85 to <90	90 to <95	95 to <100	100 to >105	Total Counts	Avg Speed (MPH)	85pet Speed	10MPH Pace	% in pace	# of Speeders	% Speeders	
15/04/2024	00:00	0	0	0	3	1	0	0	0	0	0	0	0	0	0	0	0	0	0	0	0	4	28.5	30	25 to 35	100.0	1	25.0
15/04/2024	01:00	0	0	0	0	0	0	0	0	0	0	0	0	0	0	0	0	0	0	0	0	0	0	0	*	*	*	*
15/04/2024	02:00	0	0	0	0	1	0	0	0	0	0	0	0	0	0	0	0	0	0	0	0	1	32	35	25 to 35	100.0	1	100.0
15/04/2024	03:00	0	0	0	0	0	0	0	0	0	0	0	0	0	0	0	0	0	0	0	0	0	0	0	*	*	*	*
15/04/2024	04:00	0	0	0	1	0	0	0	0	0	0	0	0	0	0	0	0	0	0	0	0	1	27	30	20 to 30	100.0	*	*
15/04/2024	05:00	0	0	0	2	2	1	0	0	0	0	0	0	0	0	0	0	0	0	0	0	5	31	35	25 to 35	80.0	3	60.0
15/04/2024	06:00	0	2	0	7	4	1	0	0	0	0	0	0	0	0	0	0	0	0	0	0	14	28	33.8	25 to 35	78.6	5	35.7
15/04/2024	07:00	0	4	10	24	11	1	0	0	0	0	0	0	0	0	0	0	0	0	0	0	50	26.8	31.8	25 to 35	70.0	12	24.0
15/04/2024	08:00	0	0	11	34	26	3	0	0	0	0	0	0	0	0	0	0	0	0	0	0	74	28.8	33.5	25 to 35	81.1	29	39.2
15/04/2024	09:00	2	9	34	40	5	1	0	0	0	0	0	0	0	0	0	0	0	0	0	0	91	24.6	29	20 to 30	81.3	6	6.6
15/04/2024	10:00	0	7	20	39	7	1	0	0	0	0	0	0	0	0	0	0	0	0	0	0	74	25.6	29.6	20 to 30	79.7	8	10.8
15/04/2024	11:00	0	10	26	56	24	0	0	0	0	0	0	0	0	0	0	0	0	0	0	0	116	26.5	31.5	20 to 30	70.7	24	20.7
15/04/2024	12:00	0	5	33	50	14	1	0	0	0	0	0	0	0	0	0	0	0	0	0	0	103	26.1	30	20 to 30	80.6	15	14.6
15/04/2024	13:00	0	4	19	53	20	2	0	0	0	0	0	0	0	0	0	0	0	0	0	0	98	27.2	31.8	25 to 35	74.5	22	22.4
15/04/2024	14:00	0	5	29	72	20	1	0	0	0	0	0	0	0	0	0	0	0	0	0	0	127	26.8	30.5	20 to 30	79.5	21	16.5
15/04/2024	15:00	0	7	26	63	16	1	0	0	0	0	0	0	0	0	0	0	0	0	0	0	113	26.4	30	20 to 30	78.8	17	15.0
15/04/2024	16:00	1	0	24	65	44	2	1	0	0	0	0	0	0	0	0	0	0	0	0	0	137	28.3	33	25 to 35	79.6	47	34.3
15/04/2024	17:00	3	8	32	82	51	4	0	0	0	0	0	0	0	0	0	0	0	0	0	0	180	27.5	32.7	25 to 35	73.9	55	30.6
15/04/2024	18:00	0	1	12	49	34	2	1	0	0	0	0	0	0	0	0	0	0	0	0	0	99	28.8	33.2	25 to 35	83.8	37	37.4
15/04/2024	19:00	0	2	3	33	14	1	0	0	0	0	0	0	0	0	0	0	0	0	0	0	53	28.2	32.5	25 to 35	88.7	15	28.3
15/04/2024	20:00	0	0	4	13	7	0	0	0	0	0	0	0	0	0	0	0	0	0	0	0	24	27.8	32.1	25 to 35	83.3	7	29.2
15/04/2024	21:00	0	0	5	15	11	0	2	0	0	0	0	0	0	0	0	0	0	0	0	0	33	29.1	33.6	25 to 35	78.8	13	39.4
15/04/2024	22:00	0	0	0	5	4	1	0	0	0	0	0	0	0	0	0	0	0	0	0	0	10	30.2	33.8	25 to 35	90.0	5	50.0
15/04/2024	23:00	0	0	0	5	1	0	0	0	0	0	0	0	0	0	0	0	0	0	0	0	6	28	30	25 to 35	100.0	1	16.7
24 Hr Summary		6	64	288	711	317	23	4	0	0	0	0	0	0	0	0	0	0	0	0	0	1413	27.2	32.1	25 to 35	72.8	344	24.3

Incoming Histogram

Site 1B (outside no 10 Long Lane)

from Sun-Apr-07-2024-12-00-PM to Tue-May-07-2024-02-59-PM

Date	Starting Hr:min	<15	15 to <20	20 to <25	25 to <30	30 to <35	35 to <40	40 to <45	45 to <50	50 to <55	55 to <60	60 to <65	65 to <70	70 to <75	75 to <80	80 to <85	85 to <90	90 to <95	95 to <100	100 to >105	Total Counts	Avg Speed (MPH)	85pet Speed	10MPH Pace	% in pace	# of Speeders	% Speeders	
16/04/2024	00:00	0	0	0	2	0	0	0	1	0	0	0	0	0	0	0	0	0	0	0	0	3	33.7	50	20 to 30	66.7	1	33.3
16/04/2024	01:00	2	0	0	0	0	0	0	0	0	0	0	0	0	0	0	0	0	0	0	0	2	7.5	10	0 to 10	100.0	*	*
16/04/2024	02:00	0	0	0	1	0	0	0	0	0	0	0	0	0	0	0	0	0	0	0	0	1	27	30	20 to 30	100.0	*	*
16/04/2024	03:00	0	0	0	0	0	0	0	0	0	0	0	0	0	0	0	0	0	0	0	0	0	0	0	*	*	*	*
16/04/2024	04:00	0	0	0	0	0	0	0	0	0	0	0	0	0	0	0	0	0	0	0	0	0	0	0	*	*	*	*
16/04/2024	05:00	0	0	0	2	4	1	0	0	0	0	0	0	0	0	0	0	0	0	0	0	7	31.6	35	25 to 35	85.7	5	71.4
16/04/2024	06:00	0	1	1	11	8	1	0	0	0	0	0	0	0	0	0	0	0	0	0	0	22	28.7	33.8	25 to 35	86.4	9	40.9
16/04/2024	07:00	0	2	8	24	10	1	0	0	0	0	0	0	0	0	0	0	0	0	0	0	45	27.3	32	25 to 35	75.6	11	24.4
16/04/2024	08:00	0	5	24	37	17	2	0	0	0	0	0	0	0	0	0	0	0	0	0	0	85	26.6	31.8	20 to 30	71.8	19	22.4
16/04/2024	09:00	0	4	34	51	12	3	0	0	0	0	0	0	0	0	0	0	0	0	0	0	104	26.2	29.9	20 to 30	81.7	15	14.4
16/04/2024	10:00	1	2	24	34	12	3	0	0	0	0	0	0	0	0	0	0	0	0	0	0	76	26.5	31.7	20 to 30	76.3	15	19.7
16/04/2024	11:00	0	4	26	55	16	0	0	0	0	0	0	0	0	0	0	0	0	0	0	0	101	26.5	30.3	20 to 30	80.2	16	15.8
16/04/2024	12:00	1	6	42	69	13	2	0	0	0	0	0	0	0	0	0	0	0	0	0	0	133	25.9	29.6	20 to 30	83.5	15	11.3
16/04/2024	13:00	0	4	30	81	21	1	0	0	0	0	0	0	0	0	0	0	0	0	0	0	137	26.9	30.2	20 to 30	81.0	22	16.1
16/04/2024	14:00	0	5	25	53	21	1	0	0	0	0	0	0	0	0	0	0	0	0	0	0	105	26.8	31.4	20 to 30	74.3	22	21.0
16/04/2024	15:00	1	4	32	76	26	2	0	0	0	0	0	0	0	0	0	0	0	0	0	0	141	27	31.3	20 to 30	76.6	28	19.9
16/04/2024	16:00	0	3	21	78	27	6	1	0	0	0	0	0	0	0	0	0	0	0	0	0	136	28	32.6	25 to 35	77.2	34	25.0
16/04/2024	17:00	0	5	30	71	35	3	0	0	0	0	0	0	0	0	0	0	0	0	0	0	144	27.4	32.3	25 to 35	73.6	38	26.4
16/04/2024	18:00	0	2	26	61	24	3	0	0	0	0	0	0	0	0	0	0	0	0	0	0	116	27.4	32.1	20 to 30	75.0	27	23.3
16/04/2024	19:00	0	0	5	24	13	0	0	0	0	0	0	0	0	0	0	0	0	0	0	0	42	28.3	32.7	25 to 35	88.1	13	31.0
16/04/2024	20:00	0	0	11	13	7	3	0	0	0	0	0	0	0	0	0	0	0	0	0	0	34	27.6	33.6	20 to 30	70.6	10	29.4
16/04/2024	21:00	0	1	7	13	3	1	0	0	0	0	0	0	0	0	0	0	0	0	0	0	25	26.4	30	20 to 30	80.0	4	16.0
16/04/2024	22:00	0	0	6	11	2	1	0	0	0	0	0	0	0	0	0	0	0	0	0	0	20	26.8	30	20 to 30	85.0	3	15.0
16/04/2024	23:00	0	0	2	7	1	0	0	0	0	0	0	0	0	0	0	0	0	0	0	0	10	26.7	29.3	20 to 30	90.0	1	10.0
24 Hr Summary		5	48	354	774	272	34	1	1	0	0	0	0	0	0	0	0	0	0	0	0	1489	27	31.6	20 to 30	75.8	308	20.7

Incoming Histogram

Site 1B (outside no 10 Long Lane)

from Sun-Apr-07-2024-12-00-PM to Tue-May-07-2024-02-59-PM

Date	Starting Hr:min	<15	15 to <20	20 to <25	25 to <30	30 to <35	35 to <40	40 to <45	45 to <50	50 to <55	55 to <60	60 to <65	65 to <70	70 to <75	75 to <80	80 to <85	85 to <90	90 to <95	95 to <100	100 to >105	Total Counts	Avg Speed (MPH)	85pet Speed	10MPH Pace	% in pace	# of Speeders	% Speeders	
17/04/2024	00:00	0	0	1	0	0	0	0	0	0	0	0	0	0	0	0	0	0	0	0	0	1	22	25	15 to 25	100.0	*	*
17/04/2024	01:00	0	0	0	1	0	0	0	0	0	0	0	0	0	0	0	0	0	0	0	0	1	27	30	20 to 30	100.0	*	*
17/04/2024	02:00	0	0	0	0	0	0	0	0	0	0	0	0	0	0	0	0	0	0	0	0	0	0	0	*	*	*	*
17/04/2024	03:00	0	0	0	0	0	0	0	0	0	0	0	0	0	0	0	0	0	0	0	0	0	0	0	*	*	*	*
17/04/2024	04:00	0	0	0	1	0	1	0	0	0	0	0	0	0	0	0	0	0	0	0	0	2	32	40	20 to 30	50.0	1	50.0
17/04/2024	05:00	0	0	0	1	0	0	0	0	0	0	0	0	0	0	0	0	0	0	0	0	1	27	30	20 to 30	100.0	*	*
17/04/2024	06:00	0	2	1	8	10	1	0	0	0	0	0	0	0	0	0	0	0	0	0	0	22	28.8	34	25 to 35	81.8	11	50.0
17/04/2024	07:00	0	2	8	25	19	2	0	0	0	0	0	0	0	0	0	0	0	0	0	0	56	28.4	33.4	25 to 35	78.6	21	37.5
17/04/2024	08:00	0	0	7	44	30	3	0	0	0	0	0	0	0	0	0	0	0	0	0	0	84	29.1	33.3	25 to 35	88.1	33	39.3
17/04/2024	09:00	2	4	20	55	21	1	0	0	0	0	0	0	0	0	0	0	0	0	0	0	103	26.9	31.7	25 to 35	73.8	22	21.4
17/04/2024	10:00	4	9	33	47	26	2	0	0	0	0	0	0	0	0	0	0	0	0	0	0	121	26	31.9	20 to 30	66.1	28	23.1
17/04/2024	11:00	0	7	24	73	15	6	0	0	0	0	0	0	0	0	0	0	0	0	0	0	125	27	30.7	20 to 30	77.6	21	16.8
17/04/2024	12:00	0	4	37	77	21	2	0	0	0	0	0	0	0	0	0	0	0	0	0	0	141	26.7	30.5	20 to 30	80.9	23	16.3
17/04/2024	13:00	1	1	16	66	25	3	1	0	0	0	0	0	0	0	0	0	0	0	0	0	113	28	32.4	25 to 35	80.5	29	25.7
17/04/2024	14:00	2	11	32	73	21	2	0	0	0	0	0	0	0	0	0	0	0	0	0	0	141	26.1	30.5	20 to 30	74.5	23	16.3
17/04/2024	15:00	2	7	41	86	30	3	0	0	0	0	0	0	0	0	0	0	0	0	0	0	169	26.7	31.3	20 to 30	75.1	33	19.5
17/04/2024	16:00	0	8	32	103	43	3	0	0	0	0	0	0	0	0	0	0	0	0	0	0	189	27.4	32.1	25 to 35	77.2	46	24.3
17/04/2024	17:00	1	12	26	100	54	3	0	0	0	0	0	0	0	0	0	0	0	0	0	0	196	27.6	32.6	25 to 35	78.6	57	29.1
17/04/2024	18:00	0	0	21	63	29	5	0	0	0	0	0	0	0	0	0	0	0	0	0	0	118	28.2	32.8	25 to 35	78.0	34	28.8
17/04/2024	19:00	1	5	21	34	20	2	0	0	0	0	0	0	0	0	0	0	0	0	0	0	83	26.7	32.5	20 to 30	66.3	22	26.5
17/04/2024	20:00	0	2	17	15	13	0	0	0	0	0	0	0	0	0	0	0	0	0	0	0	47	26.4	32.3	20 to 30	68.1	13	27.7
17/04/2024	21:00	0	2	8	19	3	0	0	0	0	0	0	0	0	0	0	0	0	0	0	0	32	25.9	29.5	20 to 30	84.4	3	9.4
17/04/2024	22:00	0	2	6	11	5	0	0	0	0	0	0	0	0	0	0	0	0	0	0	0	24	26.1	31	20 to 30	70.8	5	20.8
17/04/2024	23:00	0	0	0	5	2	0	0	0	0	0	0	0	0	0	0	0	0	0	0	0	7	28.4	32.5	25 to 35	100.0	2	28.6
24 Hr Summary		13	78	351	907	387	39	1	0	0	0	0	0	0	0	0	0	0	0	0	0	1776	27.2	32.1	25 to 35	72.9	427	24.0

Incoming Histogram

Site 1B (outside no 10 Long Lane)

from Sun-Apr-07-2024-12-00-PM to Tue-May-07-2024-02-59-PM

Date	Starting Hr:min	<15	15 to <20	20 to <25	25 to <30	30 to <35	35 to <40	40 to <45	45 to <50	50 to <55	55 to <60	60 to <65	65 to <70	70 to <75	75 to <80	80 to <85	85 to <90	90 to <95	95 to <100	100 to >105	Total Counts	Avg Speed (MPH)	85pet Speed	10MPH Pace	% in pace	# of Speeders	% Speeders	
18/04/2024	00:00	0	0	0	1	2	0	1	0	0	0	0	0	0	0	0	0	0	0	0	0	4	33.5	35	25 to 35	75.0	3	75.0
18/04/2024	01:00	0	0	0	0	1	0	0	0	0	0	0	0	0	0	0	0	0	0	0	0	1	32	35	25 to 35	100.0	1	100.0
18/04/2024	02:00	0	0	0	0	0	0	0	0	0	0	0	0	0	0	0	0	0	0	0	0	0	0	0	*	*	*	*
18/04/2024	03:00	0	0	0	0	4	0	0	0	0	0	0	0	0	0	0	0	0	0	0	0	4	32	33.8	25 to 35	100.0	4	100.0
18/04/2024	04:00	0	0	1	0	1	0	0	0	0	0	0	0	0	0	0	0	0	0	0	0	2	27	35	15 to 25	50.0	1	50.0
18/04/2024	05:00	0	0	2	3	6	1	0	0	0	0	0	0	0	0	0	0	0	0	0	0	12	29.7	34.2	25 to 35	75.0	7	58.3
18/04/2024	06:00	0	1	5	10	18	1	0	0	0	0	0	0	0	0	0	0	0	0	0	0	35	29.1	33.9	25 to 35	80.0	19	54.3
18/04/2024	07:00	0	7	16	36	15	1	0	0	0	0	0	0	0	0	0	0	0	0	0	0	75	26.5	31.7	20 to 30	69.3	16	21.3
18/04/2024	08:00	0	3	18	53	15	4	0	0	0	0	0	0	0	0	0	0	0	0	0	0	93	27.3	31.7	20 to 30	76.3	19	20.4
18/04/2024	09:00	0	2	23	66	21	2	0	0	0	0	0	0	0	0	0	0	0	0	0	0	114	27.3	31.4	20 to 30	78.1	23	20.2
18/04/2024	10:00	0	3	21	55	10	0	0	0	0	0	0	0	0	0	0	0	0	0	0	0	89	26.5	29.7	20 to 30	85.4	10	11.2
18/04/2024	11:00	0	5	24	69	18	2	0	0	0	0	0	0	0	0	0	0	0	0	0	0	118	26.9	30.6	20 to 30	78.8	20	16.9
18/04/2024	12:00	1	13	38	79	23	0	0	0	0	0	0	0	0	0	0	0	0	0	0	0	154	26	30	20 to 30	76.0	23	14.9
18/04/2024	13:00	0	5	31	74	27	2	0	0	0	0	0	0	0	0	0	0	0	0	0	0	139	27.1	31.5	20 to 30	75.5	29	20.9
18/04/2024	14:00	0	7	40	85	27	0	0	0	0	0	0	0	0	0	0	0	0	0	0	0	159	26.6	30.6	20 to 30	78.6	27	17.0
18/04/2024	15:00	0	11	32	89	29	3	0	0	0	0	0	0	0	0	0	0	0	0	0	0	164	26.8	31.2	20 to 30	73.8	32	19.5
18/04/2024	16:00	0	6	20	103	41	9	0	0	0	0	0	0	0	0	0	0	0	0	0	0	179	28.2	32.8	25 to 35	80.4	50	27.9
18/04/2024	17:00	1	5	39	108	58	7	4	0	0	0	0	0	0	0	0	0	0	0	0	0	222	28.2	33.1	25 to 35	74.8	69	31.1
18/04/2024	18:00	0	5	19	74	28	7	1	0	0	0	0	0	0	0	0	0	0	0	0	0	134	28	32.9	25 to 35	76.1	36	26.9
18/04/2024	19:00	0	0	10	47	23	3	0	0	0	0	0	0	0	0	0	0	0	0	0	0	83	28.5	33	25 to 35	84.3	26	31.3
18/04/2024	20:00	0	0	9	25	8	1	0	0	0	0	0	0	0	0	0	0	0	0	0	0	43	27.5	31.9	20 to 30	79.1	9	20.9
18/04/2024	21:00	0	2	16	10	3	0	0	0	0	0	0	0	0	0	0	0	0	0	0	0	31	24.5	29	20 to 30	83.9	3	9.7
18/04/2024	22:00	0	0	9	11	4	1	0	0	0	0	0	0	0	0	0	0	0	0	0	0	25	26.6	31.2	20 to 30	80.0	5	20.0
18/04/2024	23:00	0	0	3	5	1	0	0	0	0	0	0	0	0	0	0	0	0	0	0	0	9	25.9	30	20 to 30	88.9	1	11.1
24 Hr Summary		2	75	376	1003	383	44	6	0	0	0	0	0	0	0	0	0	0	0	0	0	1889	27.3	32	25 to 35	73.4	433	22.9

Incoming Histogram

Site 1B (outside no 10 Long Lane)

from Sun-Apr-07-2024-12-00-PM to Tue-May-07-2024-02-59-PM

Date	Starting Hr:min	<15	15 to <20	20 to <25	25 to <30	30 to <35	35 to <40	40 to <45	45 to <50	50 to <55	55 to <60	60 to <65	65 to <70	70 to <75	75 to <80	80 to <85	85 to <90	90 to <95	95 to <100	100 to >105	Total Counts	Avg Speed (MPH)	85pet Speed	10MPH Pace	% in pace	# of Speeders	% Speeders
19/04/2024	00:00	0	0	1	1	1	0	0	0	0	0	0	0	0	0	0	0	0	0	0	3	27	35	20 to 30	66.7	1	33.3
19/04/2024	01:00	0	0	0	0	1	0	0	0	0	0	0	0	0	0	0	0	0	0	0	1	32	35	25 to 35	100.0	1	100.0
19/04/2024	02:00	0	0	1	0	0	0	0	0	0	0	0	0	0	0	0	0	0	0	0	1	22	25	15 to 25	100.0	*	*
19/04/2024	03:00	0	0	0	0	1	0	0	0	0	0	0	0	0	0	0	0	0	0	0	1	32	35	25 to 35	100.0	1	100.0
19/04/2024	04:00	0	0	1	0	0	0	0	0	0	0	0	0	0	0	0	0	0	0	0	1	22	25	15 to 25	100.0	*	*
19/04/2024	05:00	0	1	0	2	3	1	0	0	0	0	0	0	0	0	0	0	0	0	0	7	29.3	35	25 to 35	71.4	4	57.1
19/04/2024	06:00	0	0	4	15	15	2	1	0	0	0	0	0	0	0	0	0	0	0	0	37	29.7	34	25 to 35	81.1	18	48.6
19/04/2024	07:00	0	1	6	34	11	2	2	0	0	0	0	0	0	0	0	0	0	0	0	56	28.4	33.2	25 to 35	80.4	15	26.8
19/04/2024	08:00	0	4	19	59	21	5	0	0	0	0	0	0	0	0	0	0	0	0	0	108	27.6	32.4	25 to 35	74.1	26	24.1
19/04/2024	09:00	3	8	38	43	21	0	0	0	0	0	0	0	0	0	0	0	0	0	0	113	25.5	31	20 to 30	71.7	21	18.6
19/04/2024	10:00	3	10	38	36	10	0	0	0	0	0	0	0	0	0	0	0	0	0	0	97	24.5	29.3	20 to 30	76.3	10	10.3
19/04/2024	11:00	0	4	35	74	12	0	0	0	0	0	0	0	0	0	0	0	0	0	0	125	26.2	29.5	20 to 30	87.2	12	9.6
19/04/2024	12:00	0	3	22	81	26	2	1	0	0	0	0	0	0	0	0	0	0	0	0	135	27.6	31.7	25 to 35	79.3	29	21.5
19/04/2024	13:00	0	2	24	67	37	1	0	0	0	0	0	0	0	0	0	0	0	0	0	131	27.8	32.4	25 to 35	79.4	38	29.0
19/04/2024	14:00	1	9	35	84	29	3	0	0	0	0	0	0	0	0	0	0	0	0	0	161	26.8	31.4	20 to 30	73.9	32	19.9
19/04/2024	15:00	0	3	34	96	37	6	1	0	0	0	0	0	0	0	0	0	0	0	0	177	27.8	32.3	25 to 35	75.1	44	24.9
19/04/2024	16:00	0	1	30	112	46	3	0	0	0	0	0	0	0	0	0	0	0	0	0	192	28	32.2	25 to 35	82.3	49	25.5
19/04/2024	17:00	1	10	35	110	61	4	1	0	0	0	0	0	0	0	0	0	0	0	0	222	27.8	32.7	25 to 35	77.0	66	29.7
19/04/2024	18:00	1	9	31	67	46	5	0	0	0	0	0	0	0	0	0	0	0	0	0	159	27.5	32.9	25 to 35	71.1	51	32.1
19/04/2024	19:00	0	4	19	38	27	2	0	0	0	0	0	0	0	0	0	0	0	0	0	90	27.6	32.8	25 to 35	72.2	29	32.2
19/04/2024	20:00	0	2	10	25	13	2	0	1	0	0	0	0	0	0	0	0	0	0	0	53	28	33.1	25 to 35	71.7	16	30.2
19/04/2024	21:00	0	0	6	24	5	1	0	0	0	0	0	0	0	0	0	0	0	0	0	36	27.4	31	20 to 30	83.3	6	16.7
19/04/2024	22:00	0	0	3	16	11	1	0	0	0	0	0	0	0	0	0	0	0	0	0	31	28.9	33.2	25 to 35	87.1	12	38.7
19/04/2024	23:00	0	1	0	6	7	0	0	0	0	0	0	0	0	0	0	0	0	0	0	14	28.9	33.6	25 to 35	92.9	7	50.0
24 Hr Summary		9	72	392	990	441	40	6	1	0	0	0	0	0	0	0	0	0	0	0	1951	27.3	32.2	25 to 35	73.3	488	25.0

Incoming Histogram

Site 1B (outside no 10 Long Lane)

from Sun-Apr-07-2024-12-00-PM to Tue-May-07-2024-02-59-PM

Date	Starting Hr:min	<15	15 to <20	20 to <25	25 to <30	30 to <35	35 to <40	40 to <45	45 to <50	50 to <55	55 to <60	60 to <65	65 to <70	70 to <75	75 to <80	80 to <85	85 to <90	90 to <95	95 to <100	100 to >105	Total Counts	Avg Speed (MPH)	85pct Speed	10MPH Pace	% in pace	# of Speeders	% Speeders	
20/04/2024	00:00	0	0	1	3	3	0	0	0	0	0	0	0	0	0	0	0	0	0	0	0	7	28.6	33.3	25 to 35	85.7	3	42.9
20/04/2024	01:00	1	0	0	5	0	1	0	0	0	0	0	0	0	0	0	0	0	0	0	0	7	25.7	30	20 to 30	71.4	1	14.3
20/04/2024	02:00	0	0	0	0	0	0	0	0	0	0	0	0	0	0	0	0	0	0	0	0	0	0	0	*	*	*	*
20/04/2024	03:00	0	0	0	1	0	0	0	0	0	0	0	0	0	0	0	0	0	0	0	0	1	27	30	20 to 30	100.0	*	*
20/04/2024	04:00	0	0	0	0	2	0	0	0	0	0	0	0	0	0	0	0	0	0	0	0	2	32	35	25 to 35	100.0	2	100.0
20/04/2024	05:00	0	1	2	5	1	2	0	0	0	0	0	0	0	0	0	0	0	0	0	0	11	27.6	35	20 to 30	63.6	3	27.3
20/04/2024	06:00	0	1	1	3	5	1	1	0	0	0	0	0	0	0	0	0	0	0	0	0	12	30.1	35	25 to 35	66.7	7	58.3
20/04/2024	07:00	0	1	4	15	9	2	0	0	0	0	0	0	0	0	0	0	0	0	0	0	31	28.4	33.3	25 to 35	77.4	11	35.5
20/04/2024	08:00	0	1	15	31	25	0	0	0	0	0	0	0	0	0	0	0	0	0	0	0	72	28	32.8	25 to 35	77.8	25	34.7
20/04/2024	09:00	0	1	21	60	29	2	1	0	0	0	0	0	0	0	0	0	0	0	0	0	114	28	32.6	25 to 35	78.1	32	28.1
20/04/2024	10:00	0	4	32	66	14	3	0	0	0	0	0	0	0	0	0	0	0	0	0	0	119	26.6	29.9	20 to 30	82.4	17	14.3
20/04/2024	11:00	0	6	35	81	24	1	0	0	0	0	0	0	0	0	0	0	0	0	0	0	147	26.7	30.6	20 to 30	78.9	25	17.0
20/04/2024	12:00	1	2	29	102	28	4	0	0	0	0	0	0	0	0	0	0	0	0	0	0	166	27.4	31.2	20 to 30	78.9	32	19.3
20/04/2024	13:00	0	4	21	93	31	3	0	0	0	0	0	0	0	0	0	0	0	0	0	0	152	27.7	31.8	25 to 35	81.6	34	22.4
20/04/2024	14:00	0	9	35	77	19	1	0	0	0	0	0	0	0	0	0	0	0	0	0	0	141	26.3	29.9	20 to 30	79.4	20	14.2
20/04/2024	15:00	4	11	29	71	31	2	0	0	0	0	0	0	0	0	0	0	0	0	0	0	148	26.4	31.8	25 to 35	68.9	33	22.3
20/04/2024	16:00	0	3	24	59	30	5	0	0	0	0	0	0	0	0	0	0	0	0	0	0	121	27.8	32.8	25 to 35	73.6	35	28.9
20/04/2024	17:00	1	10	25	49	28	7	0	0	0	0	0	0	0	0	0	0	0	0	0	0	120	27.1	33	25 to 35	64.2	35	29.2
20/04/2024	18:00	0	3	21	64	30	5	1	0	0	0	0	0	0	0	0	0	0	0	0	0	124	28.1	32.8	25 to 35	75.8	36	29.0
20/04/2024	19:00	0	1	6	38	19	1	0	0	0	0	0	0	0	0	0	0	0	0	0	0	65	28.4	32.6	25 to 35	87.7	20	30.8
20/04/2024	20:00	0	0	8	20	12	2	0	0	0	0	0	0	0	0	0	0	0	0	0	0	42	28.2	33.3	25 to 35	76.2	14	33.3
20/04/2024	21:00	0	0	4	14	6	0	0	0	0	0	0	0	0	0	0	0	0	0	0	0	24	27.7	31.7	25 to 35	83.3	6	25.0
20/04/2024	22:00	0	2	4	19	5	2	0	0	0	0	0	0	0	0	0	0	0	0	0	0	32	27.4	32	25 to 35	75.0	7	21.9
20/04/2024	23:00	0	0	3	11	7	0	2	0	0	0	0	0	0	0	0	0	0	0	0	0	23	29.4	34.3	25 to 35	78.3	9	39.1
24 Hr Summary		7	60	320	887	358	44	5	0	0	0	0	0	0	0	0	0	0	0	0	1681	27.4	32.2	25 to 35	74.1	407	24.2	



Incoming Histogram

Site 1B (outside no 10 Long Lane)

from Sun-Apr-07-2024-12-00-PM to Tue-May-07-2024-02-59-PM

Date	Starting Hr:min	<15	15 to <20	20 to <25	25 to <30	30 to <35	35 to <40	40 to <45	45 to <50	50 to <55	55 to <60	60 to <65	65 to <70	70 to <75	75 to <80	80 to <85	85 to <90	90 to <95	95 to <100	100 to >105	Total Counts	Avg Speed (MPH)	85pct Speed	10MPH Pace	% in pace	# of Speeders	% Speeders	
21/04/2024	00:00	0	0	2	5	0	2	0	0	0	0	0	0	0	0	0	0	0	0	0	0	9	28.2	37.5	20 to 30	77.8	2	22.2
21/04/2024	01:00	0	0	0	2	0	1	0	0	0	0	0	0	0	0	0	0	0	0	0	0	3	30.3	40	20 to 30	66.7	1	33.3
21/04/2024	02:00	0	0	0	1	1	0	0	0	0	0	0	0	0	0	0	0	0	0	0	0	2	29.5	35	25 to 35	100.0	1	50.0
21/04/2024	03:00	0	0	0	0	0	1	0	0	0	0	0	0	0	0	0	0	0	0	0	0	1	37	40	30 to 40	100.0	1	100.0
21/04/2024	04:00	0	0	2	3	1	0	0	0	0	0	0	0	0	0	0	0	0	0	0	0	6	26.3	30	20 to 30	83.3	1	16.7
21/04/2024	05:00	0	0	0	1	0	1	0	0	0	0	0	0	0	0	0	0	0	0	0	0	2	32	40	20 to 30	50.0	1	50.0
21/04/2024	06:00	0	1	2	5	5	2	0	0	0	0	0	0	0	0	0	0	0	0	0	0	15	28.7	35	25 to 35	66.7	7	46.7
21/04/2024	07:00	0	0	3	14	10	2	0	0	0	0	0	0	0	0	0	0	0	0	0	0	29	29.2	34	25 to 35	82.8	12	41.4
21/04/2024	08:00	0	1	10	17	14	1	0	0	0	0	0	0	0	0	0	0	0	0	0	0	43	27.8	33.2	25 to 35	72.1	15	34.9
21/04/2024	09:00	0	2	26	62	16	1	0	0	0	0	0	0	0	0	0	0	0	0	0	0	107	26.9	30.3	20 to 30	82.2	17	15.9
21/04/2024	10:00	0	5	27	61	12	0	0	0	0	0	0	0	0	0	0	0	0	0	0	0	105	26.2	29.7	20 to 30	83.8	12	11.4
21/04/2024	11:00	1	9	30	82	29	2	0	0	0	0	0	0	0	0	0	0	0	0	0	0	153	26.8	31.4	20 to 30	73.2	31	20.3
21/04/2024	12:00	0	8	32	91	24	2	1	0	0	0	0	0	0	0	0	0	0	0	0	0	158	26.9	30.6	20 to 30	77.8	27	17.1
21/04/2024	13:00	0	6	25	94	25	5	0	0	0	0	0	0	0	0	0	0	0	0	0	0	155	27.3	31.4	20 to 30	76.8	30	19.4
21/04/2024	14:00	5	3	35	56	42	2	0	0	0	0	0	0	0	0	0	0	0	0	0	0	143	27	32.7	25 to 35	68.5	44	30.8
21/04/2024	15:00	1	7	29	67	39	3	0	0	0	0	0	0	0	0	0	0	0	0	0	0	146	27.4	32.6	25 to 35	72.6	42	28.8
21/04/2024	16:00	0	5	21	44	32	3	1	0	0	0	0	0	0	0	0	0	0	0	0	0	106	27.8	33.1	25 to 35	71.7	36	34.0
21/04/2024	17:00	0	3	29	44	20	3	0	0	0	0	0	0	0	0	0	0	0	0	0	0	99	26.9	32	20 to 30	73.7	23	23.2
21/04/2024	18:00	0	3	11	34	22	3	0	0	0	0	0	0	0	0	0	0	0	0	0	0	73	28.1	33.2	25 to 35	76.7	25	34.2
21/04/2024	19:00	1	0	8	26	14	4	0	0	0	0	0	0	0	0	0	0	0	0	0	0	53	28.4	33.6	25 to 35	75.5	18	34.0
21/04/2024	20:00	0	0	5	13	9	4	0	0	0	0	0	0	0	0	0	0	0	0	0	0	31	29.2	34.4	25 to 35	71.0	13	41.9
21/04/2024	21:00	0	0	5	10	5	3	0	0	0	0	0	0	0	0	0	0	0	0	0	0	23	28.5	35	20 to 30	65.2	8	34.8
21/04/2024	22:00	0	0	1	2	4	1	0	0	0	0	0	0	0	0	0	0	0	0	0	0	8	30.3	35	25 to 35	75.0	5	62.5
21/04/2024	23:00	0	0	1	2	2	0	0	0	0	0	0	0	0	0	0	0	0	0	0	0	5	28	32.5	25 to 35	80.0	2	40.0
24 Hr Summary		8	53	304	736	326	46	2	0	0	0	0	0	0	0	0	0	0	0	0	0	1475	27.3	32.3	25 to 35	72.0	374	25.4

Incoming Histogram

Site 1B (outside no 10 Long Lane)

from Sun-Apr-07-2024-12-00-PM to Tue-May-07-2024-02-59-PM

Date	Starting Hr:min	<15	15 to <20	20 to <25	25 to <30	30 to <35	35 to <40	40 to <45	45 to <50	50 to <55	55 to <60	60 to <65	65 to <70	70 to <75	75 to <80	80 to <85	85 to <90	90 to <95	95 to <100	100 to >105	Total Counts	Avg Speed (MPH)	85pet Speed	10MPH Pace	% in pace	# of Speeders	% Speeders	
22/04/2024	00:00	0	2	0	2	1	0	0	0	0	0	0	0	0	0	0	0	0	0	0	0	5	24.4	30	25 to 35	60.0	1	20.0
22/04/2024	01:00	0	0	0	0	0	0	0	0	0	0	0	0	0	0	0	0	0	0	0	0	0	0	0	*	*	*	*
22/04/2024	02:00	0	0	0	2	0	0	0	0	0	0	0	0	0	0	0	0	0	0	0	0	2	27.5	30	20 to 30	100.0	*	*
22/04/2024	03:00	0	0	0	0	0	0	0	0	0	0	0	0	0	0	0	0	0	0	0	0	0	0	0	*	*	*	*
22/04/2024	04:00	0	0	0	0	0	1	0	0	0	0	0	0	0	0	0	0	0	0	0	0	1	37	40	30 to 40	100.0	1	100.0
22/04/2024	05:00	0	0	0	6	2	1	0	0	0	0	0	0	0	0	0	0	0	0	0	0	9	29.3	35	25 to 35	88.9	3	33.3
22/04/2024	06:00	0	1	4	17	16	4	1	0	0	0	0	0	0	0	0	0	0	0	0	0	43	29.7	34.7	25 to 35	76.7	21	48.8
22/04/2024	07:00	0	1	11	38	21	4	0	0	0	0	0	0	0	0	0	0	0	0	0	0	75	28.4	33.3	25 to 35	78.7	25	33.3
22/04/2024	08:00	0	0	15	50	25	4	0	0	0	0	0	0	0	0	0	0	0	0	0	0	94	28.4	33	25 to 35	79.8	29	30.9
22/04/2024	09:00	0	3	34	72	14	3	0	0	0	0	0	0	0	0	0	0	0	0	0	0	126	26.6	29.9	20 to 30	84.1	17	13.5
22/04/2024	10:00	0	3	29	63	11	2	0	0	0	0	0	0	0	0	0	0	0	0	0	0	108	26.5	29.8	20 to 30	85.2	13	12.0
22/04/2024	11:00	0	5	48	70	18	1	0	0	0	0	0	0	0	0	0	0	0	0	0	0	142	26.1	29.9	20 to 30	83.1	19	13.4
22/04/2024	12:00	0	6	32	82	25	0	2	0	0	0	0	0	0	0	0	0	0	0	0	0	147	27	31	20 to 30	77.6	27	18.4
22/04/2024	13:00	1	7	35	71	27	2	0	0	0	0	0	0	0	0	0	0	0	0	0	0	143	26.7	31.5	20 to 30	74.1	29	20.3
22/04/2024	14:00	0	2	30	83	29	2	0	0	0	0	0	0	0	0	0	0	0	0	0	0	146	27.4	31.6	20 to 30	77.4	31	21.2
22/04/2024	15:00	0	2	39	86	37	4	0	0	0	0	0	0	0	0	0	0	0	0	0	0	168	27.5	32.2	20 to 30	74.4	41	24.4
22/04/2024	16:00	0	3	34	86	50	7	0	0	0	0	0	0	0	0	0	0	0	0	0	0	180	28.1	33	25 to 35	75.6	57	31.7
22/04/2024	17:00	0	4	31	99	51	7	1	0	0	0	0	0	0	0	0	0	0	0	0	0	193	28.2	32.9	25 to 35	77.7	59	30.6
22/04/2024	18:00	0	5	14	45	36	3	0	0	0	0	0	0	0	0	0	0	0	0	0	0	103	28.3	33.3	25 to 35	78.6	39	37.9
22/04/2024	19:00	0	2	16	36	20	4	0	0	0	0	0	0	0	0	0	0	0	0	0	0	78	27.8	33	25 to 35	71.8	24	30.8
22/04/2024	20:00	0	1	7	23	13	0	0	1	0	0	0	0	0	0	0	0	0	0	0	0	45	28.2	32.7	25 to 35	80.0	14	31.1
22/04/2024	21:00	0	0	7	14	11	3	0	0	0	0	0	0	0	0	0	0	0	0	0	0	35	28.7	34.1	25 to 35	71.4	14	40.0
22/04/2024	22:00	0	0	9	7	5	1	0	0	0	0	0	0	0	0	0	0	0	0	0	0	22	26.8	33	20 to 30	72.7	6	27.3
22/04/2024	23:00	0	0	1	6	1	0	0	0	0	0	0	0	0	0	0	0	0	0	0	0	8	27.1	30	20 to 30	87.5	1	12.5
24 Hr Summary		1	47	396	958	413	53	4	1	0	0	0	0	0	0	0	0	0	0	0	0	1873	27.5	32.3	25 to 35	73.2	471	25.1

Incoming Histogram

Site 1B (outside no 10 Long Lane)

from Sun-Apr-07-2024-12-00-PM to Tue-May-07-2024-02-59-PM

Date	Starting Hr:min	<15	15 to <20	20 to <25	25 to <30	30 to <35	35 to <40	40 to <45	45 to <50	50 to <55	55 to <60	60 to <65	65 to <70	70 to <75	75 to <80	80 to <85	85 to <90	90 to <95	95 to <100	100 to >105	Total Counts	Avg Speed (MPH)	85pet Speed	10MPH Pace	% in pace	# of Speeders	% Speeders	
23/04/2024	00:00	0	1	1	5	1	0	0	0	0	0	0	0	0	0	0	0	0	0	0	0	8	25.9	30	20 to 30	75.0	1	12.5
23/04/2024	01:00	0	0	0	1	0	1	0	0	0	0	0	0	0	0	0	0	0	0	0	0	2	32	40	20 to 30	50.0	1	50.0
23/04/2024	02:00	0	0	1	1	0	1	0	0	0	0	0	0	0	0	0	0	0	0	0	0	3	28.7	40	20 to 30	66.7	1	33.3
23/04/2024	03:00	0	0	0	0	0	0	0	0	0	0	0	0	0	0	0	0	0	0	0	0	0	0	0	*	*	*	*
23/04/2024	04:00	0	0	2	1	0	1	0	0	0	0	0	0	0	0	0	0	0	0	0	0	4	27.3	30	20 to 30	75.0	1	25.0
23/04/2024	05:00	0	0	0	2	2	1	0	0	0	0	0	0	0	0	0	0	0	0	0	0	5	31	35	25 to 35	80.0	3	60.0
23/04/2024	06:00	0	1	3	22	7	3	0	0	0	0	0	0	0	0	0	0	0	0	0	0	36	28.4	33.6	25 to 35	80.6	10	27.8
23/04/2024	07:00	2	5	16	42	20	3	0	0	0	0	0	0	0	0	0	0	0	0	0	0	88	27	32.5	25 to 35	70.5	23	26.1
23/04/2024	08:00	1	7	26	39	20	2	1	0	0	0	0	0	0	0	0	0	0	0	0	0	96	26.5	32.2	20 to 30	67.7	23	24.0
23/04/2024	09:00	0	2	23	59	15	1	0	0	0	0	0	0	0	0	0	0	0	0	0	0	100	26.9	30.3	20 to 30	82.0	16	16.0
23/04/2024	10:00	0	8	33	58	18	2	0	0	0	0	0	0	0	0	0	0	0	0	0	0	119	26.3	30.6	20 to 30	76.5	20	16.8
23/04/2024	11:00	0	7	37	58	10	0	0	0	0	0	0	0	0	0	0	0	0	0	0	0	112	25.6	29.4	20 to 30	84.8	10	8.9
23/04/2024	12:00	2	14	28	72	24	1	0	0	0	0	0	0	0	0	0	0	0	0	0	0	141	26.1	30.8	20 to 30	70.9	25	17.7
23/04/2024	13:00	0	10	38	68	17	2	0	0	0	0	0	0	0	0	0	0	0	0	0	0	135	26	29.9	20 to 30	78.5	19	14.1
23/04/2024	14:00	0	3	27	83	31	2	0	0	0	0	0	0	0	0	0	0	0	0	0	0	146	27.5	31.8	25 to 35	78.1	33	22.6
23/04/2024	15:00	0	3	27	95	27	1	0	0	0	0	0	0	0	0	0	0	0	0	0	0	153	27.3	30.9	20 to 30	79.7	28	18.3
23/04/2024	16:00	0	4	36	100	39	5	0	0	0	0	0	0	0	0	0	0	0	0	0	0	184	27.6	32.1	25 to 35	75.5	44	23.9
23/04/2024	17:00	2	5	45	117	42	1	0	0	0	0	0	0	0	0	0	0	0	0	0	0	212	27	31.3	20 to 30	76.4	43	20.3
23/04/2024	18:00	0	4	22	57	29	2	1	0	0	0	0	0	0	0	0	0	0	0	0	0	115	27.7	32.6	25 to 35	74.8	32	27.8
23/04/2024	19:00	0	2	8	50	25	3	1	0	0	0	0	0	0	0	0	0	0	0	0	0	89	28.6	33.2	25 to 35	84.3	29	32.6
23/04/2024	20:00	0	0	11	28	12	1	0	0	0	0	0	0	0	0	0	0	0	0	0	0	52	27.7	32.1	25 to 35	76.9	13	25.0
23/04/2024	21:00	0	0	7	18	2	1	0	0	0	0	0	0	0	0	0	0	0	0	0	0	28	26.8	29.7	20 to 30	89.3	3	10.7
23/04/2024	22:00	0	2	6	7	6	2	0	0	0	0	0	0	0	0	0	0	0	0	0	0	23	27.3	34.2	20 to 30	56.5	8	34.8
23/04/2024	23:00	1	0	0	4	1	0	0	0	0	0	0	0	0	0	0	0	0	0	0	0	6	25.5	30	25 to 35	83.3	1	16.7
24 Hr Summary		8	78	397	987	348	36	3	0	0	0	0	0	0	0	0	0	0	0	0	0	1857	27	31.6	20 to 30	74.5	387	20.8

Incoming Histogram

Site 1B (outside no 10 Long Lane)

from Sun-Apr-07-2024-12-00-PM to Tue-May-07-2024-02-59-PM

Date	Starting Hr:min	<15	15 to <20	20 to <25	25 to <30	30 to <35	35 to <40	40 to <45	45 to <50	50 to <55	55 to <60	60 to <65	65 to <70	70 to <75	75 to <80	80 to <85	85 to <90	90 to <95	95 to <100	100 to >105	Total Counts	Avg Speed (MPH)	85pct Speed	10MPH Pace	% in pace	# of Speeders	% Speeders
24/04/2024	00:00	0	0	2	6	0	0	0	0	0	0	0	0	0	0	0	0	0	0	0	8	26	29.2	20 to 30	100.0	*	*
24/04/2024	01:00	0	0	0	0	0	0	0	0	0	0	0	0	0	0	0	0	0	0	0	0	0	0	*	*	*	*
24/04/2024	02:00	0	0	0	2	0	0	0	0	0	0	0	0	0	0	0	0	0	0	0	2	27	30	20 to 30	100.0	*	*
24/04/2024	03:00	0	0	0	0	0	0	0	0	0	0	0	0	0	0	0	0	0	0	0	0	0	0	*	*	*	*
24/04/2024	04:00	0	0	0	0	1	0	0	0	0	0	0	0	0	0	0	0	0	0	0	1	32	35	25 to 35	100.0	1	100.0
24/04/2024	05:00	0	2	2	4	1	0	0	0	0	0	0	0	0	0	0	0	0	0	0	9	24.3	30	20 to 30	66.7	1	11.1
24/04/2024	06:00	1	1	2	15	11	3	0	0	0	0	0	0	0	0	0	0	0	0	0	33	28.8	34.1	25 to 35	78.8	14	42.4
24/04/2024	07:00	0	4	10	39	23	4	0	0	0	0	0	0	0	0	0	0	0	0	0	80	28.2	33.3	25 to 35	77.5	27	33.8
24/04/2024	08:00	0	3	18	47	25	1	0	0	0	0	0	0	0	0	0	0	0	0	0	94	27.6	32.4	25 to 35	76.6	26	27.7
24/04/2024	09:00	0	1	18	71	20	4	0	0	0	0	0	0	0	0	0	0	0	0	0	114	27.8	31.8	25 to 35	79.8	24	21.1
24/04/2024	10:00	0	6	28	59	19	2	0	0	0	0	0	0	0	0	0	0	0	0	0	114	26.7	31.1	20 to 30	76.3	21	18.4
24/04/2024	11:00	0	6	45	62	24	1	0	0	0	0	0	0	0	0	0	0	0	0	0	138	26.3	30.8	20 to 30	77.5	25	18.1
24/04/2024	12:00	1	4	34	74	18	2	0	0	0	0	0	0	0	0	0	0	0	0	0	133	26.5	30	20 to 30	81.2	20	15.0
24/04/2024	13:00	1	9	36	76	19	0	0	0	0	0	0	0	0	0	0	0	0	0	0	141	26.1	29.9	20 to 30	79.4	19	13.5
24/04/2024	14:00	0	7	30	64	25	3	1	0	0	0	0	0	0	0	0	0	0	0	0	130	27	31.8	20 to 30	72.3	29	22.3
24/04/2024	15:00	0	4	28	92	27	4	1	0	0	0	0	0	0	0	0	0	0	0	0	156	27.5	31.7	20 to 30	76.9	32	20.5
24/04/2024	16:00	0	9	29	82	59	9	0	0	0	0	0	0	0	0	0	0	0	0	0	188	28.2	33.4	25 to 35	75.0	68	36.2
24/04/2024	17:00	1	3	37	114	53	2	1	0	0	0	0	0	0	0	0	0	0	0	0	211	27.8	32.3	25 to 35	79.1	56	26.5
24/04/2024	18:00	0	3	23	71	35	4	0	0	0	0	0	0	0	0	0	0	0	0	0	136	27.9	32.7	25 to 35	77.9	39	28.7
24/04/2024	19:00	0	2	12	51	33	2	0	0	0	0	0	0	0	0	0	0	0	0	0	100	28.4	33	25 to 35	84.0	35	35.0
24/04/2024	20:00	0	1	9	27	12	0	0	0	0	0	0	0	0	0	0	0	0	0	0	49	27.4	32.1	25 to 35	79.6	12	24.5
24/04/2024	21:00	0	0	9	28	6	1	0	0	0	0	0	0	0	0	0	0	0	0	0	44	27.2	30	20 to 30	84.1	7	15.9
24/04/2024	22:00	0	2	4	7	3	0	0	0	0	0	0	0	0	0	0	0	0	0	0	16	25.6	31.7	20 to 30	68.8	3	18.8
24/04/2024	23:00	0	0	3	5	2	3	0	0	0	0	0	0	0	0	0	0	0	0	0	13	29	36.7	20 to 30	61.5	5	38.5
24 Hr Summary		4	67	379	996	416	45	3	0	0	0	0	0	0	0	0	0	0	0	0	1910	27.4	32.1	25 to 35	73.9	464	24.3

Incoming Histogram

Site 1B (outside no 10 Long Lane)

from Sun-Apr-07-2024-12-00-PM to Tue-May-07-2024-02-59-PM

Date	Starting Hr:min	<15	15 to <20	20 to <25	25 to <30	30 to <35	35 to <40	40 to <45	45 to <50	50 to <55	55 to <60	60 to <65	65 to <70	70 to <75	75 to <80	80 to <85	85 to <90	90 to <95	95 to <100	100 to >105	Total Counts	Avg Speed (MPH)	85pct Speed	10MPH Pace	% in pace	# of Speeders	% Speeders	
25/04/2024	00:00	0	0	2	2	0	0	0	0	0	0	0	0	0	0	0	0	0	0	0	0	4	24.5	27.5	20 to 30	100.0	*	*
25/04/2024	01:00	0	1	1	2	1	0	0	0	0	0	0	0	0	0	0	0	0	0	0	0	5	25	30	20 to 30	60.0	1	20.0
25/04/2024	02:00	0	0	0	0	0	0	0	0	0	0	0	0	0	0	0	0	0	0	0	0	0	0	0	*	*	*	*
25/04/2024	03:00	0	0	0	0	0	0	0	0	0	0	0	0	0	0	0	0	0	0	0	0	0	0	0	*	*	*	*
25/04/2024	04:00	0	1	2	2	0	0	0	0	0	0	0	0	0	0	0	0	0	0	0	0	5	23.2	27.5	20 to 30	80.0	*	*
25/04/2024	05:00	0	0	0	1	3	0	0	0	0	0	0	0	0	0	0	0	0	0	0	0	4	30.8	33.3	25 to 35	100.0	3	75.0
25/04/2024	06:00	2	0	4	18	19	2	1	0	0	0	0	0	0	0	0	0	0	0	0	0	46	29	33.9	25 to 35	80.4	22	47.8
25/04/2024	07:00	1	4	9	42	16	0	0	0	0	0	0	0	0	0	0	0	0	0	0	0	72	27.2	31.6	25 to 35	80.6	16	22.2
25/04/2024	08:00	1	2	13	53	21	2	0	0	0	0	0	0	0	0	0	0	0	0	0	0	92	27.6	32.1	25 to 35	80.4	23	25.0
25/04/2024	09:00	0	3	30	51	22	0	0	0	0	0	0	0	0	0	0	0	0	0	0	0	106	26.7	31.4	20 to 30	76.4	22	20.8
25/04/2024	10:00	3	14	44	95	16	2	0	0	0	0	0	0	0	0	0	0	0	0	0	0	174	25.6	29.6	20 to 30	79.9	18	10.3
25/04/2024	11:00	0	2	33	84	17	3	0	0	0	0	0	0	0	0	0	0	0	0	0	0	139	26.9	29.9	20 to 30	84.2	20	14.4
25/04/2024	12:00	0	6	29	58	27	0	0	0	0	0	0	0	0	0	0	0	0	0	0	0	120	26.8	31.7	20 to 30	72.5	27	22.5
25/04/2024	13:00	0	2	36	67	23	4	0	0	0	0	0	0	0	0	0	0	0	0	0	0	132	27.1	31.5	20 to 30	78.0	27	20.5
25/04/2024	14:00	0	12	42	81	14	2	0	0	0	0	0	0	0	0	0	0	0	0	0	0	151	25.8	29.6	20 to 30	81.5	16	10.6
25/04/2024	15:00	0	4	34	94	22	2	0	0	0	0	0	0	0	0	0	0	0	0	0	0	156	26.9	30.2	20 to 30	82.1	24	15.4
25/04/2024	16:00	1	7	33	93	49	8	0	0	0	0	0	0	0	0	0	0	0	0	0	0	191	27.8	32.9	25 to 35	74.3	57	29.8
25/04/2024	17:00	0	9	34	96	48	7	0	0	0	0	0	0	0	0	0	0	0	0	0	0	194	27.7	32.7	25 to 35	74.2	55	28.4
25/04/2024	18:00	0	2	20	60	35	2	0	0	0	0	0	0	0	0	0	0	0	0	0	0	119	28	32.7	25 to 35	79.8	37	31.1
25/04/2024	19:00	0	1	16	38	21	3	0	0	0	0	0	0	0	0	0	0	0	0	0	0	79	28	32.9	25 to 35	74.7	24	30.4
25/04/2024	20:00	1	0	11	28	13	5	0	0	0	0	0	0	0	0	0	0	0	0	0	0	58	28.1	33.5	25 to 35	70.7	18	31.0
25/04/2024	21:00	0	1	3	21	9	1	0	0	0	0	0	0	0	0	0	0	0	0	0	0	35	28.1	32.8	25 to 35	85.7	10	28.6
25/04/2024	22:00	0	0	8	20	7	0	0	0	0	0	0	0	0	0	0	0	0	0	0	0	35	27.2	31.4	20 to 30	80.0	7	20.0
25/04/2024	23:00	0	0	1	5	3	3	1	0	0	0	0	0	0	0	0	0	0	0	0	0	13	31.5	38.3	25 to 35	61.5	7	53.8
24 Hr Summary		9	71	405	1011	386	46	2	0	0	0	0	0	0	0	0	0	0	0	0	0	1930	27.2	31.9	20 to 30	73.4	434	22.5

Incoming Histogram

Site 1B (outside no 10 Long Lane)

from Sun-Apr-07-2024-12-00-PM to Tue-May-07-2024-02-59-PM

Date	Starting Hr:min	<15	15 to <20	20 to <25	25 to <30	30 to <35	35 to <40	40 to <45	45 to <50	50 to <55	55 to <60	60 to <65	65 to <70	70 to <75	75 to <80	80 to <85	85 to <90	90 to <95	95 to <100	100 to >105	Total Counts	Avg Speed (MPH)	85pct Speed	10MPH Pace	% in pace	# of Speeders	% Speeders	
26/04/2024	00:00	0	0	1	2	2	0	0	0	0	0	0	0	0	0	0	0	0	0	0	0	5	28	32.5	25 to 35	80.0	2	40.0
26/04/2024	01:00	0	0	1	0	0	0	0	0	0	0	0	0	0	0	0	0	0	0	0	0	1	22	25	15 to 25	100.0	*	*
26/04/2024	02:00	0	0	0	1	0	0	0	0	0	0	0	0	0	0	0	0	0	0	0	0	1	27	30	20 to 30	100.0	*	*
26/04/2024	03:00	0	0	0	0	0	0	0	0	0	0	0	0	0	0	0	0	0	0	0	0	0	0	0	*	*	*	*
26/04/2024	04:00	0	0	1	1	1	0	0	0	0	0	0	0	0	0	0	0	0	0	0	0	3	27	35	20 to 30	66.7	1	33.3
26/04/2024	05:00	0	0	0	1	3	1	1	0	0	0	0	0	0	0	0	0	0	0	0	0	6	33.7	40	25 to 35	66.7	5	83.3
26/04/2024	06:00	1	2	11	17	15	1	0	0	0	0	0	0	0	0	0	0	0	0	0	0	47	27.2	33	25 to 35	68.1	16	34.0
26/04/2024	07:00	0	1	18	35	22	3	0	0	0	0	0	0	0	0	0	0	0	0	0	0	79	27.9	33	25 to 35	72.2	25	31.6
26/04/2024	08:00	0	6	24	51	23	5	0	0	0	0	0	0	0	0	0	0	0	0	0	0	109	27.2	32.6	20 to 30	68.8	28	25.7
26/04/2024	09:00	1	8	19	63	23	3	0	0	0	0	0	0	0	0	0	0	0	0	0	0	117	27	31.7	25 to 35	73.5	26	22.2
26/04/2024	10:00	0	9	28	71	20	2	0	0	0	0	0	0	0	0	0	0	0	0	0	0	130	26.5	30.5	20 to 30	76.2	22	16.9
26/04/2024	11:00	0	5	19	69	21	3	0	0	0	0	0	0	0	0	0	0	0	0	0	0	117	27.3	31.4	25 to 35	76.9	24	20.5
26/04/2024	12:00	6	5	28	90	28	2	1	0	0	0	0	0	0	0	0	0	0	0	0	0	160	26.8	31.2	20 to 30	73.8	31	19.4
26/04/2024	13:00	0	3	24	66	27	2	0	0	0	0	0	0	0	0	0	0	0	0	0	0	122	27.5	32	25 to 35	76.2	29	23.8
26/04/2024	14:00	3	14	44	78	25	3	0	0	0	0	0	0	0	0	0	0	0	0	0	0	167	25.9	30.6	20 to 30	73.1	28	16.8
26/04/2024	15:00	0	7	36	92	40	3	0	0	0	0	0	0	0	0	0	0	0	0	0	0	178	27.3	32	25 to 35	74.2	43	24.2
26/04/2024	16:00	0	8	20	110	50	3	0	0	0	0	0	0	0	0	0	0	0	0	0	0	191	28	32.4	25 to 35	83.8	53	27.7
26/04/2024	17:00	4	9	31	102	49	1	0	0	0	0	0	0	0	0	0	0	0	0	0	0	196	27.2	32.1	25 to 35	77.0	50	25.5
26/04/2024	18:00	0	0	28	86	47	8	0	0	0	0	0	0	0	0	0	0	0	0	0	0	169	28.5	33.2	25 to 35	78.7	55	32.5
26/04/2024	19:00	0	1	19	43	25	3	1	0	0	0	0	0	0	0	0	0	0	0	0	0	92	28.1	33	25 to 35	73.9	29	31.5
26/04/2024	20:00	0	1	6	32	16	2	0	0	0	0	0	0	0	0	0	0	0	0	0	0	57	28.4	32.8	25 to 35	84.2	18	31.6
26/04/2024	21:00	0	0	13	18	10	1	2	0	0	0	0	0	0	0	0	0	0	0	0	0	44	27.9	33	20 to 30	70.5	13	29.5
26/04/2024	22:00	0	1	4	11	6	1	1	0	0	0	0	0	0	0	0	0	0	0	0	0	24	28.3	33.3	25 to 35	70.8	8	33.3
26/04/2024	23:00	0	0	0	14	8	0	0	0	0	0	0	0	0	0	0	0	0	0	0	0	22	29.2	33.1	25 to 35	100.0	8	36.4
24 Hr Summary		15	80	375	1053	461	47	6	0	0	0	0	0	0	0	0	0	0	0	0	0	2037	27.4	32.3	25 to 35	74.3	514	25.2

Incoming Histogram

Site 1B (outside no 10 Long Lane)

from Sun-Apr-07-2024-12-00-PM to Tue-May-07-2024-02-59-PM

Date	Starting Hr:min	<15	15 to <20	20 to <25	25 to <30	30 to <35	35 to <40	40 to <45	45 to <50	50 to <55	55 to <60	60 to <65	65 to <70	70 to <75	75 to <80	80 to <85	85 to <90	90 to <95	95 to <100	100 to >105	Total Counts	Avg Speed (MPH)	85pct Speed	10MPH Pace	% in pace	# of Speeders	% Speeders	
27/04/2024	00:00	0	0	2	4	4	1	0	0	0	0	0	0	0	0	0	0	0	0	0	0	11	28.8	33.8	25 to 35	72.7	5	45.5
27/04/2024	01:00	0	0	0	1	2	0	0	0	0	0	0	0	0	0	0	0	0	0	0	0	3	30.3	35	25 to 35	100.0	2	66.7
27/04/2024	02:00	0	0	0	0	1	1	0	0	0	0	0	0	0	0	0	0	0	0	0	0	2	34.5	40	30 to 40	100.0	2	100.0
27/04/2024	03:00	0	0	0	1	0	0	0	0	0	0	0	0	0	0	0	0	0	0	0	0	1	27	30	20 to 30	100.0	*	*
27/04/2024	04:00	0	0	0	0	1	1	0	0	0	0	0	0	0	0	0	0	0	0	0	0	2	34.5	40	30 to 40	100.0	2	100.0
27/04/2024	05:00	0	0	5	4	1	2	0	0	0	0	0	0	0	0	0	0	0	0	0	0	12	27.2	35	20 to 30	75.0	3	25.0
27/04/2024	06:00	0	0	3	4	4	1	0	0	0	0	0	0	0	0	0	0	0	0	0	0	12	28.3	33.8	25 to 35	66.7	5	41.7
27/04/2024	07:00	0	0	5	12	7	1	0	0	0	0	0	0	0	0	0	0	0	0	0	0	25	28	32.9	25 to 35	76.0	8	32.0
27/04/2024	08:00	0	5	21	45	10	0	0	0	0	0	0	0	0	0	0	0	0	0	0	0	81	26.1	29.8	20 to 30	81.5	10	12.3
27/04/2024	09:00	0	4	45	50	9	0	0	0	0	0	0	0	0	0	0	0	0	0	0	0	108	25.4	29.3	20 to 30	88.0	9	8.3
27/04/2024	10:00	0	5	44	51	19	2	0	0	0	0	0	0	0	0	0	0	0	0	0	0	121	26.1	30.8	20 to 30	78.5	21	17.4
27/04/2024	11:00	1	8	50	96	17	1	0	0	0	0	0	0	0	0	0	0	0	0	0	0	173	26	29.6	20 to 30	84.4	18	10.4
27/04/2024	12:00	1	9	43	101	21	1	0	0	0	0	0	0	0	0	0	0	0	0	0	0	176	26.3	29.8	20 to 30	81.8	22	12.5
27/04/2024	13:00	2	8	66	99	23	0	0	0	0	0	0	0	0	0	0	0	0	0	0	0	198	25.8	29.6	20 to 30	83.3	23	11.6
27/04/2024	14:00	0	7	33	75	25	4	0	0	0	0	0	0	0	0	0	0	0	0	0	0	144	26.9	31.4	20 to 30	75.0	29	20.1
27/04/2024	15:00	0	0	22	77	30	3	0	0	0	0	0	0	0	0	0	0	0	0	0	0	132	27.9	32.2	25 to 35	81.1	33	25.0
27/04/2024	16:00	2	8	15	59	23	3	0	0	0	0	0	0	0	0	0	0	0	0	0	0	110	27	32.2	25 to 35	74.5	26	23.6
27/04/2024	17:00	0	3	20	75	32	6	0	0	0	0	0	0	0	0	0	0	0	0	0	0	136	28.1	32.8	25 to 35	78.7	38	27.9
27/04/2024	18:00	1	3	25	60	23	3	0	0	0	0	0	0	0	0	0	0	0	0	0	0	115	27.2	32	20 to 30	73.9	26	22.6
27/04/2024	19:00	0	4	12	46	21	1	0	0	0	0	0	0	0	0	0	0	0	0	0	0	84	27.6	32.1	25 to 35	79.8	22	26.2
27/04/2024	20:00	0	5	9	20	14	0	1	0	0	0	0	0	0	0	0	0	0	0	0	0	49	27.2	32.9	25 to 35	69.4	15	30.6
27/04/2024	21:00	0	3	8	18	4	1	0	0	0	0	0	0	0	0	0	0	0	0	0	0	34	26.1	30	20 to 30	76.5	5	14.7
27/04/2024	22:00	0	1	10	14	2	0	0	0	0	0	0	0	0	0	0	0	0	0	0	0	27	25.4	29.3	20 to 30	88.9	2	7.4
27/04/2024	23:00	0	1	14	7	3	1	0	0	0	0	0	0	0	0	0	0	0	0	0	0	26	25.1	30	20 to 30	80.8	4	15.4
24 Hr Summary		7	74	452	919	296	33	1	0	0	0	0	0	0	0	0	0	0	0	0	0	1782	26.7	31.1	20 to 30	76.9	330	18.5

Incoming Histogram

Site 1B (outside no 10 Long Lane)

from Sun-Apr-07-2024-12-00-PM to Tue-May-07-2024-02-59-PM

Date	Starting Hr:min	<15	15 to <20	20 to <25	25 to <30	30 to <35	35 to <40	40 to <45	45 to <50	50 to <55	55 to <60	60 to <65	65 to <70	70 to <75	75 to <80	80 to <85	85 to <90	90 to <95	95 to <100	100 to >105	Total Counts	Avg Speed (MPH)	85pet Speed	10MPH Pace	% in pace	# of Speeders	% Speeders	
28/04/2024	00:00	0	0	0	3	0	1	0	0	0	0	0	0	0	0	0	0	0	0	0	0	4	29.5	30	20 to 30	75.0	1	25.0
28/04/2024	01:00	0	0	0	5	1	0	0	0	0	0	0	0	0	0	0	0	0	0	0	0	6	28.2	30	25 to 35	100.0	1	16.7
28/04/2024	02:00	0	0	2	1	0	0	0	0	0	0	0	0	0	0	0	0	0	0	0	0	3	23.7	30	20 to 30	100.0	*	*
28/04/2024	03:00	0	0	0	0	0	0	0	0	0	0	0	0	0	0	0	0	0	0	0	0	0	0	0	*	*	*	*
28/04/2024	04:00	0	0	1	1	0	0	0	0	0	0	0	0	0	0	0	0	0	0	0	0	2	24.5	30	20 to 30	100.0	*	*
28/04/2024	05:00	0	0	0	1	1	1	0	0	0	0	0	0	0	0	0	0	0	0	0	0	3	32	40	25 to 35	66.7	2	66.7
28/04/2024	06:00	0	0	2	2	1	2	0	0	0	0	0	0	0	0	0	0	0	0	0	0	7	29.1	37.5	20 to 30	57.1	3	42.9
28/04/2024	07:00	0	1	5	11	5	1	0	0	0	0	0	0	0	0	0	0	0	0	0	0	23	27.2	33	20 to 30	69.6	6	26.1
28/04/2024	08:00	0	2	11	18	8	0	0	0	0	0	0	0	0	0	0	0	0	0	0	0	39	26.4	31.2	20 to 30	74.4	8	20.5
28/04/2024	09:00	0	2	22	44	6	2	0	0	0	0	0	0	0	0	0	0	0	0	0	0	76	26.3	29.7	20 to 30	86.8	8	10.5
28/04/2024	10:00	0	4	31	56	9	3	0	0	0	0	0	0	0	0	0	0	0	0	0	0	103	26.2	29.7	20 to 30	84.5	12	11.7
28/04/2024	11:00	1	2	26	59	19	1	1	0	0	0	0	0	0	0	0	0	0	0	0	0	109	27	31.3	20 to 30	78.0	21	19.3
28/04/2024	12:00	0	8	31	77	19	1	1	0	0	0	0	0	0	0	0	0	0	0	0	0	137	26.6	30	20 to 30	78.8	21	15.3
28/04/2024	13:00	0	5	35	86	21	1	0	0	0	0	0	0	0	0	0	0	0	0	0	0	148	26.7	30	20 to 30	81.8	22	14.9
28/04/2024	14:00	0	4	36	77	25	1	0	0	0	0	0	0	0	0	0	0	0	0	0	0	143	26.8	31	20 to 30	79.0	26	18.2
28/04/2024	15:00	1	8	22	64	21	1	1	0	0	0	0	0	0	0	0	0	0	0	0	0	118	26.8	31.2	20 to 30	72.9	23	19.5
28/04/2024	16:00	2	1	20	59	22	1	0	0	0	0	0	0	0	0	0	0	0	0	0	0	105	27.2	31.6	25 to 35	77.1	23	21.9
28/04/2024	17:00	0	2	16	42	20	1	1	0	0	0	0	0	0	0	0	0	0	0	0	0	82	27.7	32.5	25 to 35	75.6	22	26.8
28/04/2024	18:00	0	7	13	39	17	1	0	0	0	0	0	0	0	0	0	0	0	0	0	0	77	26.9	31.8	25 to 35	72.7	18	23.4
28/04/2024	19:00	2	3	13	25	8	2	0	0	0	0	0	0	0	0	0	0	0	0	0	0	53	26.1	31.2	20 to 30	71.7	10	18.9
28/04/2024	20:00	0	2	4	11	11	0	0	0	0	0	0	0	0	0	0	0	0	0	0	0	28	27.8	33.2	25 to 35	78.6	11	39.3
28/04/2024	21:00	0	0	2	15	2	0	0	0	0	0	0	0	0	0	0	0	0	0	0	0	19	27.3	29.7	20 to 30	89.5	2	10.5
28/04/2024	22:00	0	0	3	8	1	0	0	0	0	0	0	0	0	0	0	0	0	0	0	0	12	26.4	29.4	20 to 30	91.7	1	8.3
28/04/2024	23:00	0	0	2	5	0	0	0	0	0	0	0	0	0	0	0	0	0	0	0	0	7	26	29	20 to 30	100.0	*	*
24 Hr Summary		6	51	297	709	217	20	4	0	0	0	0	0	0	0	0	0	0	0	0	0	1304	26.8	31	20 to 30	77.1	241	18.5



Incoming Histogram

Site 1B (outside no 10 Long Lane)

from Sun-Apr-07-2024-12-00-PM to Tue-May-07-2024-02-59-PM

Date	Starting Hr:min	<15	15 to <20	20 to <25	25 to <30	30 to <35	35 to <40	40 to <45	45 to <50	50 to <55	55 to <60	60 to <65	65 to <70	70 to <75	75 to <80	80 to <85	85 to <90	90 to <95	95 to <100	100 to >105	Total Counts	Avg Speed (MPH)	85pct Speed	10MPH Pace	% in pace	# of Speeders	% Speeders	
29/04/2024	00:00	0	0	2	1	1	0	0	0	0	0	0	0	0	0	0	0	0	0	0	0	4	26	30	20 to 30	75.0	1	25.0
29/04/2024	01:00	0	0	0	0	0	0	0	0	0	0	0	0	0	0	0	0	0	0	0	0	0	0	0	*	*	*	*
29/04/2024	02:00	0	0	0	0	0	0	0	0	0	0	0	0	0	0	0	0	0	0	0	0	0	0	0	*	*	*	*
29/04/2024	03:00	0	0	0	0	0	0	0	0	0	0	0	0	0	0	0	0	0	0	0	0	0	0	0	*	*	*	*
29/04/2024	04:00	0	0	0	0	0	0	0	0	0	0	0	0	0	0	0	0	0	0	0	0	0	0	0	*	*	*	*
29/04/2024	05:00	0	0	0	3	2	0	0	0	0	0	0	0	0	0	0	0	0	0	0	0	5	29.4	32.5	25 to 35	100.0	2	40.0
29/04/2024	06:00	0	0	7	23	11	1	0	0	0	0	0	0	0	0	0	0	0	0	0	0	42	28	32.7	25 to 35	81.0	12	28.6
29/04/2024	07:00	0	1	19	43	11	1	0	0	0	0	0	0	0	0	0	0	0	0	0	0	75	26.9	30.5	20 to 30	82.7	12	16.0
29/04/2024	08:00	0	3	6	62	22	2	0	0	0	0	0	0	0	0	0	0	0	0	0	0	95	28.1	32.3	25 to 35	88.4	24	25.3
29/04/2024	09:00	3	7	29	75	16	1	0	0	0	0	0	0	0	0	0	0	0	0	0	0	131	26.1	29.8	20 to 30	79.4	17	13.0
29/04/2024	10:00	1	7	14	69	12	6	0	0	0	0	0	0	0	0	0	0	0	0	0	0	109	27.1	30.8	20 to 30	76.1	18	16.5
29/04/2024	11:00	0	6	25	67	22	1	0	0	0	0	0	0	0	0	0	0	0	0	0	0	121	26.9	31.1	20 to 30	76.0	23	19.0
29/04/2024	12:00	0	7	29	73	19	0	0	0	0	0	0	0	0	0	0	0	0	0	0	0	128	26.5	30	20 to 30	79.7	19	14.8
29/04/2024	13:00	1	6	32	68	15	0	0	0	0	0	0	0	0	0	0	0	0	0	0	0	122	26.1	29.8	20 to 30	82.0	15	12.3
29/04/2024	14:00	0	5	34	68	20	1	0	0	0	0	0	0	0	0	0	0	0	0	0	0	128	26.6	30.5	20 to 30	79.7	21	16.4
29/04/2024	15:00	1	4	22	55	25	3	0	0	0	0	0	0	0	0	0	0	0	0	0	0	110	27.3	32.4	25 to 35	72.7	28	25.5
29/04/2024	16:00	0	4	30	86	41	5	1	0	0	0	0	0	0	0	0	0	0	0	0	0	167	27.9	32.7	25 to 35	76.0	47	28.1
29/04/2024	17:00	2	6	29	100	45	3	0	0	0	0	0	0	0	0	0	0	0	0	0	0	185	27.5	32.2	25 to 35	78.4	48	25.9
29/04/2024	18:00	0	4	17	61	26	3	0	0	0	0	0	0	0	0	0	0	0	0	0	0	111	27.7	32.3	25 to 35	78.4	29	26.1
29/04/2024	19:00	0	2	14	40	14	2	0	1	0	0	0	0	0	0	0	0	0	0	0	0	73	27.6	32.1	20 to 30	74.0	17	23.3
29/04/2024	20:00	0	3	12	19	10	3	0	0	0	0	0	0	0	0	0	0	0	0	0	0	47	27.1	33	20 to 30	66.0	13	27.7
29/04/2024	21:00	0	2	7	12	10	1	0	0	0	0	0	0	0	0	0	0	0	0	0	0	32	27.5	33	25 to 35	68.8	11	34.4
29/04/2024	22:00	0	0	1	8	7	2	0	0	0	0	0	0	0	0	0	0	0	0	0	0	18	29.9	34.3	25 to 35	83.3	9	50.0
29/04/2024	23:00	0	0	2	3	1	1	0	0	0	0	0	0	0	0	0	0	0	0	0	0	7	27.9	35	20 to 30	71.4	2	28.6
24 Hr Summary		8	67	331	936	330	36	1	1	0	0	0	0	0	0	0	0	0	0	0	0	1710	27.2	31.7	20 to 30	74.1	368	21.5

Incoming Histogram

Site 1B (outside no 10 Long Lane)

from Sun-Apr-07-2024-12-00-PM to Tue-May-07-2024-02-59-PM

Date	Starting Hr:min	<15	15 to <20	20 to <25	25 to <30	30 to <35	35 to <40	40 to <45	45 to <50	50 to <55	55 to <60	60 to <65	65 to <70	70 to <75	75 to <80	80 to <85	85 to <90	90 to <95	95 to <100	100 to >105	Total Counts	Avg Speed (MPH)	85pct Speed	10MPH Pace	% in pace	# of Speeders	% Speeders	
30/04/2024	00:00	0	0	0	1	1	0	0	0	0	0	0	0	0	0	0	0	0	0	0	0	2	29.5	35	25 to 35	100.0	1	50.0
30/04/2024	01:00	0	0	0	0	0	1	0	0	0	0	0	0	0	0	0	0	0	0	0	0	1	37	40	30 to 40	100.0	1	100.0
30/04/2024	02:00	0	0	0	0	2	0	0	1	0	0	0	0	0	0	0	0	0	0	0	0	3	37	50	25 to 35	66.7	3	100.0
30/04/2024	03:00	0	0	0	0	0	0	0	0	0	0	0	0	0	0	0	0	0	0	0	0	0	0	0	*	*	*	*
30/04/2024	04:00	0	0	0	0	0	0	0	0	0	0	0	0	0	0	0	0	0	0	0	0	0	0	0	*	*	*	*
30/04/2024	05:00	0	0	0	3	4	2	0	0	0	0	0	0	0	0	0	0	0	0	0	0	9	31.4	37.5	25 to 35	77.8	6	66.7
30/04/2024	06:00	0	0	5	18	11	3	0	0	0	0	0	0	0	0	0	0	0	0	0	0	37	28.9	33.6	25 to 35	78.4	14	37.8
30/04/2024	07:00	0	5	9	29	21	0	0	0	0	0	0	0	0	0	0	0	0	0	0	0	64	27.5	32.6	25 to 35	78.1	21	32.8
30/04/2024	08:00	0	2	24	35	20	1	0	0	0	0	0	0	0	0	0	0	0	0	0	0	82	27	32.2	20 to 30	72.0	21	25.6
30/04/2024	09:00	2	3	23	69	20	1	0	0	0	0	0	0	0	0	0	0	0	0	0	0	118	26.9	30.8	20 to 30	78.0	21	17.8
30/04/2024	10:00	1	5	25	63	12	0	0	0	0	0	0	0	0	0	0	0	0	0	0	0	106	26.2	29.7	20 to 30	83.0	12	11.3
30/04/2024	11:00	1	5	35	76	12	0	0	0	0	0	0	0	0	0	0	0	0	0	0	0	129	26	29.5	20 to 30	86.0	12	9.3
30/04/2024	12:00	0	5	40	83	14	2	0	0	0	0	0	0	0	0	0	0	0	0	0	0	144	26.3	29.6	20 to 30	85.4	16	11.1
30/04/2024	13:00	0	5	33	66	22	1	0	0	0	0	0	0	0	0	0	0	0	0	0	0	127	26.7	30.9	20 to 30	78.0	23	18.1
30/04/2024	14:00	2	6	36	72	23	2	0	0	0	0	0	0	0	0	0	0	0	0	0	0	141	26.4	30.9	20 to 30	76.6	25	17.7
30/04/2024	15:00	0	5	49	68	33	3	0	0	0	0	0	0	0	0	0	0	0	0	0	0	158	26.8	31.8	20 to 30	74.1	36	22.8
30/04/2024	16:00	0	4	34	86	38	3	0	0	0	0	0	0	0	0	0	0	0	0	0	0	165	27.5	32.1	25 to 35	75.2	41	24.8
30/04/2024	17:00	1	4	25	102	38	5	1	0	0	0	0	0	0	0	0	0	0	0	0	0	176	27.8	32.4	25 to 35	79.5	44	25.0
30/04/2024	18:00	0	1	13	48	43	5	0	0	0	0	0	0	0	0	0	0	0	0	0	0	110	29.1	33.7	25 to 35	82.7	48	43.6
30/04/2024	19:00	0	3	14	39	14	1	0	0	0	0	0	0	0	0	0	0	0	0	0	0	71	27.1	31.4	20 to 30	74.6	15	21.1
30/04/2024	20:00	0	1	4	22	6	0	0	0	0	0	0	0	0	0	0	0	0	0	0	0	33	27.3	30.8	25 to 35	84.8	6	18.2
30/04/2024	21:00	0	1	5	19	7	1	0	0	0	0	0	0	0	0	0	0	0	0	0	0	33	27.5	32.1	25 to 35	78.8	8	24.2
30/04/2024	22:00	0	0	4	14	4	1	0	0	0	0	0	0	0	0	0	0	0	0	0	0	23	27.7	32.5	20 to 30	78.3	5	21.7
30/04/2024	23:00	0	0	2	3	4	1	0	0	0	0	0	0	0	0	0	0	0	0	0	0	10	29.2	33.8	25 to 35	70.0	5	50.0
24 Hr Summary		7	55	380	916	349	33	1	1	0	0	0	0	0	0	0	0	0	0	0	0	1742	27.1	31.8	20 to 30	74.4	384	22.0

Incoming Histogram

Site 1B (outside no 10 Long Lane)

from Sun-Apr-07-2024-12-00-PM to Tue-May-07-2024-02-59-PM

Date	Starting Hr:min	<15	15 to <20	20 to <25	25 to <30	30 to <35	35 to <40	40 to <45	45 to <50	50 to <55	55 to <60	60 to <65	65 to <70	70 to <75	75 to <80	80 to <85	85 to <90	90 to <95	95 to <100	100 to >105	Total Counts	Avg Speed (MPH)	85pct Speed	10MPH Pace	% in pace	# of Speeders	% Speeders	
01/05/2024	00:00	0	0	1	3	3	0	0	0	0	0	0	0	0	0	0	0	0	0	0	0	7	28.7	33.3	25 to 35	85.7	3	42.9
01/05/2024	01:00	0	0	0	0	1	0	0	0	0	0	0	0	0	0	0	0	0	0	0	0	1	32	35	25 to 35	100.0	1	100.0
01/05/2024	02:00	0	0	0	0	0	0	0	0	0	0	0	0	0	0	0	0	0	0	0	0	0	0	0	*	*	*	*
01/05/2024	03:00	0	0	0	0	0	0	0	0	0	0	0	0	0	0	0	0	0	0	0	0	0	0	0	*	*	*	*
01/05/2024	04:00	0	0	0	0	1	0	0	0	0	0	0	0	0	0	0	0	0	0	0	0	1	32	35	25 to 35	100.0	1	100.0
01/05/2024	05:00	0	0	0	3	3	2	0	0	0	0	0	0	0	0	0	0	0	0	0	0	8	31.4	37.5	25 to 35	75.0	5	62.5
01/05/2024	06:00	0	1	7	18	18	6	0	0	0	0	0	0	0	0	0	0	0	0	0	0	50	29.4	34.4	25 to 35	72.0	24	48.0
01/05/2024	07:00	0	0	7	34	18	1	0	0	0	0	0	0	0	0	0	0	0	0	0	0	60	28.5	32.8	25 to 35	86.7	19	31.7
01/05/2024	08:00	1	1	17	42	25	5	0	0	0	0	0	0	0	0	0	0	0	0	0	0	91	28.1	33.2	25 to 35	73.6	30	33.0
01/05/2024	09:00	2	12	26	51	22	2	0	0	0	0	0	0	0	0	0	0	0	0	0	0	115	26.1	31.6	20 to 30	67.0	24	20.9
01/05/2024	10:00	1	3	28	59	16	1	0	0	0	0	0	0	0	0	0	0	0	0	0	0	108	26.5	30.3	20 to 30	80.6	17	15.7
01/05/2024	11:00	0	6	22	61	16	3	0	0	0	0	0	0	0	0	0	0	0	0	0	0	108	26.8	30.9	20 to 30	76.9	19	17.6
01/05/2024	12:00	0	7	36	53	23	1	0	0	0	0	0	0	0	0	0	0	0	0	0	0	120	26.4	31.3	20 to 30	74.2	24	20.0
01/05/2024	13:00	2	7	28	64	18	2	0	0	0	0	0	0	0	0	0	0	0	0	0	0	121	26.3	30.6	20 to 30	76.0	20	16.5
01/05/2024	14:00	1	9	26	75	26	4	0	0	0	0	0	0	0	0	0	0	0	0	0	0	141	27	31.7	20 to 30	71.6	30	21.3
01/05/2024	15:00	0	4	29	68	34	2	0	0	0	0	0	0	0	0	0	0	0	0	0	0	137	27.5	32.2	25 to 35	74.5	36	26.3
01/05/2024	16:00	0	6	34	92	53	6	0	0	0	0	0	0	0	0	0	0	0	0	0	0	191	27.9	32.8	25 to 35	75.9	59	30.9
01/05/2024	17:00	2	4	30	72	43	4	0	0	0	0	0	0	0	0	0	0	0	0	0	0	155	27.6	32.8	25 to 35	74.2	47	30.3
01/05/2024	18:00	0	4	14	75	37	5	0	0	0	0	0	0	0	0	0	0	0	0	0	0	135	28.3	33	25 to 35	83.0	42	31.1
01/05/2024	19:00	1	3	26	54	17	3	0	0	0	0	0	0	0	0	0	0	0	0	0	0	104	26.8	31.2	20 to 30	76.9	20	19.2
01/05/2024	20:00	0	1	3	37	15	2	0	0	0	0	0	0	0	0	0	0	0	0	0	0	58	28.6	32.7	25 to 35	89.7	17	29.3
01/05/2024	21:00	0	3	8	15	4	0	0	0	0	0	0	0	0	0	0	0	0	0	0	0	30	25.6	30	20 to 30	76.7	4	13.3
01/05/2024	22:00	0	0	7	12	8	1	0	0	0	0	0	0	0	0	0	0	0	0	0	0	28	27.7	33.1	25 to 35	71.4	9	32.1
01/05/2024	23:00	0	0	0	4	1	0	1	0	0	0	0	0	0	0	0	0	0	0	0	0	6	30.3	35	25 to 35	83.3	2	33.3
24 Hr Summary		10	71	349	892	402	50	1	0	0	0	0	0	0	0	0	0	0	0	0	0	1775	27.3	32.3	25 to 35	72.9	453	25.5

Incoming Histogram

Site 1B (outside no 10 Long Lane)

from Sun-Apr-07-2024-12-00-PM to Tue-May-07-2024-02-59-PM

Date	Starting Hr:min	<15	15 to <20	20 to <25	25 to <30	30 to <35	35 to <40	40 to <45	45 to <50	50 to <55	55 to <60	60 to <65	65 to <70	70 to <75	75 to <80	80 to <85	85 to <90	90 to <95	95 to <100	100 to >105	Total Counts	Avg Speed (MPH)	85pet Speed	10MPH Pace	% in pace	# of Speeders	% Speeders	
02/05/2024	00:00	0	0	0	2	0	0	0	0	0	0	0	0	0	0	0	0	0	0	0	0	2	27.5	30	20 to 30	100.0	*	*
02/05/2024	01:00	0	0	0	0	0	0	0	0	0	0	0	0	0	0	0	0	0	0	0	0	0	0	0	*	*	*	*
02/05/2024	02:00	0	0	0	0	0	0	0	0	0	0	0	0	0	0	0	0	0	0	0	0	0	0	0	*	*	*	*
02/05/2024	03:00	0	0	0	0	1	0	0	0	0	0	0	0	0	0	0	0	0	0	0	0	1	32	35	25 to 35	100.0	1	100.0
02/05/2024	04:00	0	0	0	0	0	0	0	0	0	0	0	0	0	0	0	0	0	0	0	0	0	0	0	*	*	*	*
02/05/2024	05:00	0	1	3	5	7	0	0	0	0	0	0	0	0	0	0	0	0	0	0	0	16	27.9	33.6	25 to 35	75.0	7	43.8
02/05/2024	06:00	0	2	5	15	18	3	0	0	0	0	0	0	0	0	0	0	0	0	0	0	43	29	34.2	25 to 35	76.7	21	48.8
02/05/2024	07:00	0	0	15	33	18	2	0	0	0	0	0	0	0	0	0	0	0	0	0	0	68	27.9	32.8	25 to 35	75.0	20	29.4
02/05/2024	08:00	0	3	18	49	17	1	0	0	0	0	0	0	0	0	0	0	0	0	0	0	88	27.1	31.5	20 to 30	76.1	18	20.5
02/05/2024	09:00	1	8	34	67	13	3	0	0	0	0	0	0	0	0	0	0	0	0	0	0	126	26	29.8	20 to 30	80.2	16	12.7
02/05/2024	10:00	0	6	39	71	14	1	0	0	0	0	0	0	0	0	0	0	0	0	0	0	131	26.1	29.6	20 to 30	84.0	15	11.5
02/05/2024	11:00	0	3	40	73	16	3	0	0	0	0	0	0	0	0	0	0	0	0	0	0	135	26.5	29.9	20 to 30	83.7	19	14.1
02/05/2024	12:00	3	5	32	56	23	4	0	0	0	0	0	0	0	0	0	0	0	0	0	0	123	26.6	32	20 to 30	71.5	27	22.0
02/05/2024	13:00	1	2	16	63	20	3	0	0	0	0	0	0	0	0	0	0	0	0	0	0	105	27.5	31.8	25 to 35	79.0	23	21.9
02/05/2024	14:00	1	1	26	70	24	1	1	0	0	0	0	0	0	0	0	0	0	0	0	0	124	27.3	31.5	20 to 30	77.4	26	21.0
02/05/2024	15:00	0	9	27	101	27	2	0	0	0	0	0	0	0	0	0	0	0	0	0	0	166	27	30.7	20 to 30	77.1	29	17.5
02/05/2024	16:00	0	5	31	104	44	1	1	0	0	0	0	0	0	0	0	0	0	0	0	0	186	27.7	32	25 to 35	79.6	46	24.7
02/05/2024	17:00	0	5	32	102	55	6	0	0	0	0	0	0	0	0	0	0	0	0	0	0	200	28.1	32.8	25 to 35	78.5	61	30.5
02/05/2024	18:00	0	4	21	54	37	12	1	0	0	0	0	0	0	0	0	0	0	0	0	0	129	28.8	34.2	25 to 35	70.5	50	38.8
02/05/2024	19:00	1	3	23	41	11	3	0	0	0	0	0	0	0	0	0	0	0	0	0	0	82	26.5	30.9	20 to 30	78.0	14	17.1
02/05/2024	20:00	0	0	4	26	14	1	0	0	0	0	0	0	0	0	0	0	0	0	0	0	45	28.7	32.9	25 to 35	88.9	15	33.3
02/05/2024	21:00	0	0	5	25	9	0	0	0	0	0	0	0	0	0	0	0	0	0	0	0	39	27.8	31.7	25 to 35	87.2	9	23.1
02/05/2024	22:00	0	2	4	15	9	2	0	0	0	0	0	0	0	0	0	0	0	0	0	0	32	28	33.3	25 to 35	75.0	11	34.4
02/05/2024	23:00	0	0	2	2	3	0	0	0	0	0	0	0	0	0	0	0	0	0	0	0	7	27.9	33.3	25 to 35	71.4	3	42.9
24 Hr Summary		7	59	377	974	380	48	3	0	0	0	0	0	0	0	0	0	0	0	0	1848	27.3	32	25 to 35	73.3	431	23.3	

Incoming Histogram

Site 1B (outside no 10 Long Lane)

from Sun-Apr-07-2024-12-00-PM to Tue-May-07-2024-02-59-PM

Date	Starting Hr:min	<15	15 to <20	20 to <25	25 to <30	30 to <35	35 to <40	40 to <45	45 to <50	50 to <55	55 to <60	60 to <65	65 to <70	70 to <75	75 to <80	80 to <85	85 to <90	90 to <95	95 to <100	100 to >105	Total Counts	Avg Speed (MPH)	85pct Speed	10MPH Pace	% in pace	# of Speeders	% Speeders	
03/05/2024	00:00	0	0	0	3	2	0	0	0	0	0	0	0	0	0	0	0	0	0	0	0	5	29.2	32.5	25 to 35	100.0	2	40.0
03/05/2024	01:00	0	0	0	2	0	0	0	0	0	0	0	0	0	0	0	0	0	0	0	0	2	27	30	20 to 30	100.0	*	*
03/05/2024	02:00	0	0	0	0	1	0	0	0	0	0	0	0	0	0	0	0	0	0	0	0	1	32	35	25 to 35	100.0	1	100.0
03/05/2024	03:00	0	0	0	0	0	0	0	0	0	0	0	0	0	0	0	0	0	0	0	0	0	0	0	*	*	*	*
03/05/2024	04:00	0	0	0	2	0	1	0	0	0	0	0	0	0	0	0	0	0	0	0	0	3	30.3	40	20 to 30	66.7	1	33.3
03/05/2024	05:00	0	0	0	5	3	1	0	0	0	0	0	0	0	0	0	0	0	0	0	0	9	29.9	35	25 to 35	88.9	4	44.4
03/05/2024	06:00	0	0	2	8	14	2	0	0	0	0	0	0	0	0	0	0	0	0	0	0	26	30.3	34.3	25 to 35	84.6	16	61.5
03/05/2024	07:00	0	6	11	31	10	2	0	0	0	0	0	0	0	0	0	0	0	0	0	0	60	26.6	31.5	20 to 30	70.0	12	20.0
03/05/2024	08:00	0	3	13	37	21	1	1	0	0	0	0	0	0	0	0	0	0	0	0	0	76	27.9	32.9	25 to 35	76.3	23	30.3
03/05/2024	09:00	0	14	34	47	14	1	0	0	0	0	0	0	0	0	0	0	0	0	0	0	110	25.3	29.9	20 to 30	73.6	15	13.6
03/05/2024	10:00	1	9	32	42	11	0	0	0	0	0	0	0	0	0	0	0	0	0	0	0	95	25.2	29.6	20 to 30	77.9	11	11.6
03/05/2024	11:00	0	4	28	64	15	1	0	0	0	0	0	0	0	0	0	0	0	0	0	0	112	26.6	29.9	20 to 30	82.1	16	14.3
03/05/2024	12:00	0	10	45	61	15	1	0	0	0	0	0	0	0	0	0	0	0	0	0	0	132	25.6	29.7	20 to 30	80.3	16	12.1
03/05/2024	13:00	1	7	30	55	12	2	0	0	0	0	0	0	0	0	0	0	0	0	0	0	107	26	29.8	20 to 30	79.4	14	13.1
03/05/2024	14:00	0	4	25	72	14	2	0	0	0	0	0	0	0	0	0	0	0	0	0	0	117	26.8	29.9	20 to 30	82.9	16	13.7
03/05/2024	15:00	0	5	30	79	30	1	0	0	0	0	0	0	0	0	0	0	0	0	0	0	145	27.2	31.5	20 to 30	75.2	31	21.4
03/05/2024	16:00	4	7	34	85	21	4	0	0	0	0	0	0	0	0	0	0	0	0	0	0	155	26.4	30.5	20 to 30	76.8	25	16.1
03/05/2024	17:00	0	6	37	95	31	3	0	0	0	0	0	0	0	0	0	0	0	0	0	0	172	27.1	31.3	20 to 30	76.7	34	19.8
03/05/2024	18:00	0	3	35	71	21	1	0	0	0	0	0	0	0	0	0	0	0	0	0	0	131	26.7	30.5	20 to 30	80.9	22	16.8
03/05/2024	19:00	0	3	13	36	22	1	0	0	0	0	0	0	0	0	0	0	0	0	0	0	75	27.7	32.7	25 to 35	77.3	23	30.7
03/05/2024	20:00	0	1	16	15	9	3	1	0	0	0	0	0	0	0	0	0	0	0	0	0	45	27.2	33.3	20 to 30	68.9	13	28.9
03/05/2024	21:00	0	3	17	11	5	0	0	0	0	0	0	0	0	0	0	0	0	0	0	0	36	24.8	30	20 to 30	77.8	5	13.9
03/05/2024	22:00	0	3	3	16	3	1	0	0	0	0	0	0	0	0	0	0	0	0	0	0	26	26.5	30	20 to 30	73.1	4	15.4
03/05/2024	23:00	0	0	4	6	2	1	0	0	0	0	0	0	0	0	0	0	0	0	0	0	13	27.2	32.5	20 to 30	76.9	3	23.1
24 Hr Summary		6	88	409	843	276	29	2	0	0	0	0	0	0	0	0	0	0	0	0	0	1653	26.6	31.1	20 to 30	75.7	307	18.6

Incoming Histogram

Site 1B (outside no 10 Long Lane)

from Sun-Apr-07-2024-12-00-PM to Tue-May-07-2024-02-59-PM

Date	Starting Hr:min	<15	15 to <20	20 to <25	25 to <30	30 to <35	35 to <40	40 to <45	45 to <50	50 to <55	55 to <60	60 to <65	65 to <70	70 to <75	75 to <80	80 to <85	85 to <90	90 to <95	95 to <100	100 to >105	Total Counts	Avg Speed (MPH)	85pet Speed	10MPH Pace	% in pace	# of Speeders	% Speeders	
04/05/2024	00:00	0	0	2	4	5	0	0	0	0	0	0	0	0	0	0	0	0	0	0	0	11	28.5	33	25 to 35	81.8	5	45.5
04/05/2024	01:00	0	0	0	2	0	1	0	0	0	0	0	0	0	0	0	0	0	0	0	0	3	30.3	40	20 to 30	66.7	1	33.3
04/05/2024	02:00	0	0	0	0	0	0	0	0	0	0	0	0	0	0	0	0	0	0	0	0	0	0	0	*	*	*	*
04/05/2024	03:00	0	0	0	1	0	1	0	0	0	0	0	0	0	0	0	0	0	0	0	0	2	32	40	20 to 30	50.0	1	50.0
04/05/2024	04:00	0	0	0	0	1	0	0	0	0	0	0	0	0	0	0	0	0	0	0	0	1	32	35	25 to 35	100.0	1	100.0
04/05/2024	05:00	0	0	0	4	3	1	1	0	0	0	0	0	0	0	0	0	0	0	0	0	9	31.4	40	25 to 35	77.8	5	55.6
04/05/2024	06:00	0	1	2	8	1	0	0	0	0	0	0	0	0	0	0	0	0	0	0	0	12	25.8	29.4	20 to 30	83.3	1	8.3
04/05/2024	07:00	0	1	1	15	11	1	0	0	0	0	0	0	0	0	0	0	0	0	0	0	29	29.1	33.6	25 to 35	89.7	12	41.4
04/05/2024	08:00	0	0	10	29	16	4	0	0	0	0	0	0	0	0	0	0	0	0	0	0	59	28.5	33.4	25 to 35	76.3	20	33.9
04/05/2024	09:00	0	4	24	54	16	0	0	0	0	0	0	0	0	0	0	0	0	0	0	0	98	26.6	30.3	20 to 30	79.6	16	16.3
04/05/2024	10:00	1	3	31	56	9	2	0	0	0	0	0	0	0	0	0	0	0	0	0	0	102	26	29.6	20 to 30	85.3	11	10.8
04/05/2024	11:00	1	9	44	73	20	5	0	0	0	0	0	0	0	0	0	0	0	0	0	0	152	26.3	30.5	20 to 30	77.0	25	16.4
04/05/2024	12:00	1	17	20	69	42	2	0	0	0	0	0	0	0	0	0	0	0	0	0	0	151	27.1	32.5	25 to 35	73.5	44	29.1
04/05/2024	13:00	0	2	21	62	18	1	0	0	0	0	0	0	0	0	0	0	0	0	0	0	104	27.1	30.8	20 to 30	79.8	19	18.3
04/05/2024	14:00	4	10	34	72	21	3	0	0	0	0	0	0	0	0	0	0	0	0	0	0	144	26	30.5	20 to 30	73.6	24	16.7
04/05/2024	15:00	0	12	36	71	27	0	0	0	0	0	0	0	0	0	0	0	0	0	0	0	146	26.3	30.9	20 to 30	73.3	27	18.5
04/05/2024	16:00	0	3	32	69	27	3	0	0	0	0	0	0	0	0	0	0	0	0	0	0	134	27.2	31.9	20 to 30	75.4	30	22.4
04/05/2024	17:00	0	4	21	62	20	5	0	0	0	0	0	0	0	0	0	0	0	0	0	0	112	27.4	32	20 to 30	74.1	25	22.3
04/05/2024	18:00	0	2	20	53	20	2	0	0	0	0	0	0	0	0	0	0	0	0	0	0	97	27.4	31.8	20 to 30	75.3	22	22.7
04/05/2024	19:00	0	3	8	47	14	0	0	0	0	0	0	0	0	0	0	0	0	0	0	0	72	27.4	31.1	25 to 35	84.7	14	19.4
04/05/2024	20:00	0	0	9	28	14	3	0	1	0	0	0	0	0	0	0	0	0	0	0	0	55	28.7	33.6	25 to 35	76.4	18	32.7
04/05/2024	21:00	0	0	4	22	7	3	1	0	0	0	0	0	0	0	0	0	0	0	0	0	37	28.9	33.6	25 to 35	78.4	11	29.7
04/05/2024	22:00	0	1	6	7	10	3	0	0	0	0	0	0	0	0	0	0	0	0	0	0	27	28.7	34.5	25 to 35	63.0	13	48.1
04/05/2024	23:00	0	0	2	3	3	3	0	0	0	0	0	0	0	0	0	0	0	0	0	0	11	30.3	36.7	25 to 35	54.5	6	54.5
24 Hr Summary		7	72	327	811	305	43	2	1	0	0	0	0	0	0	0	0	0	0	0	0	1568	27.1	31.9	20 to 30	72.6	351	22.4

Incoming Histogram

Site 1B (outside no 10 Long Lane)

from Sun-Apr-07-2024-12-00-PM to Tue-May-07-2024-02-59-PM

Date	Starting Hr:min	<15	15 to <20	20 to <25	25 to <30	30 to <35	35 to <40	40 to <45	45 to <50	50 to <55	55 to <60	60 to <65	65 to <70	70 to <75	75 to <80	80 to <85	85 to <90	90 to <95	95 to <100	100 to >105	Total Counts	Avg Speed (MPH)	85pct Speed	10MPH Pace	% in pace	# of Speeders	% Speeders	
05/05/2024	00:00	0	2	3	3	2	1	0	0	0	0	0	0	0	0	0	0	0	0	0	0	11	25.8	32.5	20 to 30	54.5	3	27.3
05/05/2024	01:00	0	0	0	2	3	2	0	0	0	0	0	0	0	0	0	0	0	0	0	0	7	32	37.5	25 to 35	71.4	5	71.4
05/05/2024	02:00	0	0	0	1	0	0	0	0	0	0	0	0	0	0	0	0	0	0	0	0	1	27	30	20 to 30	100.0	*	*
05/05/2024	03:00	0	0	0	1	1	0	0	0	0	0	0	0	0	0	0	0	0	0	0	0	2	29.5	35	25 to 35	100.0	1	50.0
05/05/2024	04:00	0	0	0	0	0	0	0	0	0	0	0	0	0	0	0	0	0	0	0	0	0	0	0	*	*	*	*
05/05/2024	05:00	0	0	2	3	3	1	0	0	0	0	0	0	0	0	0	0	0	0	0	0	9	28.8	35	25 to 35	66.7	4	44.4
05/05/2024	06:00	0	0	2	3	4	0	0	0	0	0	0	0	0	0	0	0	0	0	0	0	9	28.4	33.8	25 to 35	77.8	4	44.4
05/05/2024	07:00	0	1	3	14	8	0	0	0	0	0	0	0	0	0	0	0	0	0	0	0	26	27.9	32.5	25 to 35	84.6	8	30.8
05/05/2024	08:00	0	5	10	25	13	2	0	0	0	0	0	0	0	0	0	0	0	0	0	0	55	27.1	32.7	25 to 35	69.1	15	27.3
05/05/2024	09:00	1	10	23	44	18	0	0	0	0	0	0	0	0	0	0	0	0	0	0	0	96	25.9	31.1	20 to 30	69.8	18	18.8
05/05/2024	10:00	3	7	45	66	18	4	0	0	0	0	0	0	0	0	0	0	0	0	0	0	143	25.9	30.3	20 to 30	77.6	22	15.4
05/05/2024	11:00	0	5	36	58	27	1	0	0	0	0	0	0	0	0	0	0	0	0	0	0	127	26.8	31.7	20 to 30	74.0	28	22.0
05/05/2024	12:00	0	8	36	58	27	1	0	0	0	0	0	0	0	0	0	0	0	0	0	0	130	26.5	31.5	20 to 30	72.3	28	21.5
05/05/2024	13:00	0	9	47	74	18	1	0	0	0	0	0	0	0	0	0	0	0	0	0	0	149	25.9	29.8	20 to 30	81.2	19	12.8
05/05/2024	14:00	0	16	45	60	13	2	0	0	0	0	0	0	0	0	0	0	0	0	0	0	136	25.2	29.6	20 to 30	77.2	15	11.0
05/05/2024	15:00	0	8	28	63	18	2	0	0	0	0	0	0	0	0	0	0	0	0	0	0	119	26.5	30.6	20 to 30	76.5	20	16.8
05/05/2024	16:00	0	7	24	63	26	1	0	0	0	0	0	0	0	0	0	0	0	0	0	0	121	27	31.7	25 to 35	73.6	27	22.3
05/05/2024	17:00	0	2	13	57	21	2	0	0	0	0	0	0	0	0	0	0	0	0	0	0	95	27.8	32.1	25 to 35	82.1	23	24.2
05/05/2024	18:00	0	1	12	45	26	1	0	0	0	0	0	0	0	0	0	0	0	0	0	0	85	28.2	32.7	25 to 35	83.5	27	31.8
05/05/2024	19:00	0	1	12	42	13	3	0	0	0	0	0	0	0	0	0	0	0	0	0	0	71	27.7	31.9	25 to 35	77.5	16	22.5
05/05/2024	20:00	1	0	9	22	8	3	0	0	0	0	0	0	0	0	0	0	0	0	0	0	43	27.5	33.1	20 to 30	72.1	11	25.6
05/05/2024	21:00	1	4	5	13	2	0	1	0	0	0	0	0	0	0	0	0	0	0	0	0	26	25.1	29.6	20 to 30	69.2	3	11.5
05/05/2024	22:00	0	0	4	6	2	3	0	0	0	0	0	0	0	0	0	0	0	0	0	0	15	28.5	36.7	20 to 30	66.7	5	33.3
05/05/2024	23:00	0	0	1	8	0	1	1	0	0	0	0	0	0	0	0	0	0	0	0	0	11	29	30	20 to 30	81.8	2	18.2
24 Hr Summary		6	86	360	731	271	31	2	0	0	0	0	0	0	0	0	0	0	0	0	0	1487	26.7	31.5	20 to 30	73.4	304	20.4

Incoming Histogram

Site 1B (outside no 10 Long Lane)

from Sun-Apr-07-2024-12-00-PM to Tue-May-07-2024-02-59-PM

Date	Starting Hr:min	<15	15 to <20	20 to <25	25 to <30	30 to <35	35 to <40	40 to <45	45 to <50	50 to <55	55 to <60	60 to <65	65 to <70	70 to <75	75 to <80	80 to <85	85 to <90	90 to <95	95 to <100	100 to >105	Total Counts	Avg Speed (MPH)	85pct Speed	10MPH Pace	% in pace	# of Speeders	% Speeders
06/05/2024	00:00	0	0	2	2	4	0	0	0	0	0	0	0	0	0	0	0	0	0	0	8	28.3	33.8	25 to 35	75.0	4	50.0
06/05/2024	01:00	0	0	3	1	1	0	0	0	0	0	0	0	0	0	0	0	0	0	0	5	25.2	30	20 to 30	80.0	1	20.0
06/05/2024	02:00	0	0	0	0	0	1	0	0	0	0	0	0	0	0	0	0	0	0	0	1	37	40	30 to 40	100.0	1	100.0
06/05/2024	03:00	0	0	0	0	0	0	0	0	0	0	0	0	0	0	0	0	0	0	0	0	0	0	*	*	*	*
06/05/2024	04:00	0	0	1	0	1	0	0	0	0	0	0	0	0	0	0	0	0	0	0	2	27	35	15 to 25	50.0	1	50.0
06/05/2024	05:00	0	0	0	0	0	1	0	0	0	0	0	0	0	0	0	0	0	0	0	1	37	40	30 to 40	100.0	1	100.0
06/05/2024	06:00	0	1	2	4	7	2	0	0	0	0	0	0	0	0	0	0	0	0	0	16	29.3	35	25 to 35	68.8	9	56.3
06/05/2024	07:00	0	1	11	12	6	1	0	0	0	0	0	0	0	0	0	0	0	0	0	31	26.4	31.7	20 to 30	74.2	7	22.6
06/05/2024	08:00	0	1	7	20	16	1	0	0	0	0	0	0	0	0	0	0	0	0	0	45	28.3	33.1	25 to 35	80.0	17	37.8
06/05/2024	09:00	0	4	22	54	11	0	0	0	0	0	0	0	0	0	0	0	0	0	0	91	26.3	29.7	20 to 30	83.5	11	12.1
06/05/2024	10:00	2	11	39	72	16	0	1	0	0	0	0	0	0	0	0	0	0	0	0	141	25.7	29.7	20 to 30	78.7	17	12.1
06/05/2024	11:00	1	11	35	76	17	0	0	0	0	0	0	0	0	0	0	0	0	0	0	140	25.9	29.7	20 to 30	79.3	17	12.1
06/05/2024	12:00	0	6	44	75	16	3	0	0	0	0	0	0	0	0	0	0	0	0	0	144	26.2	29.8	20 to 30	82.6	19	13.2
06/05/2024	13:00	0	10	34	72	24	1	0	0	0	0	0	0	0	0	0	0	0	0	0	141	26.4	30.8	20 to 30	75.2	25	17.7
06/05/2024	14:00	0	5	21	74	26	3	0	0	0	0	0	0	0	0	0	0	0	0	0	129	27.4	31.9	25 to 35	77.5	29	22.5
06/05/2024	15:00	1	3	28	69	43	0	0	0	0	0	0	0	0	0	0	0	0	0	0	144	27.6	32.4	25 to 35	77.8	43	29.9
06/05/2024	16:00	0	3	17	56	22	2	0	0	0	0	0	0	0	0	0	0	0	0	0	100	27.5	32	25 to 35	78.0	24	24.0
06/05/2024	17:00	0	5	19	56	12	2	0	0	0	0	0	0	0	0	0	0	0	0	0	94	26.7	30	20 to 30	79.8	14	14.9
06/05/2024	18:00	0	7	15	56	17	1	0	0	0	0	0	0	0	0	0	0	0	0	0	96	26.9	31.2	25 to 35	76.0	18	18.8
06/05/2024	19:00	0	1	7	28	13	1	0	0	0	0	0	0	0	0	0	0	0	0	0	50	27.9	32.3	25 to 35	82.0	14	28.0
06/05/2024	20:00	0	0	5	14	8	5	0	0	0	0	0	0	0	0	0	0	0	0	0	32	29.3	35	25 to 35	68.8	13	40.6
06/05/2024	21:00	0	0	9	7	2	1	2	0	0	0	0	0	0	0	0	0	0	0	0	21	27.5	35	20 to 30	76.2	5	23.8
06/05/2024	22:00	0	0	3	7	4	1	1	0	0	0	0	0	0	0	0	0	0	0	0	16	28.9	35	25 to 35	68.8	6	37.5
06/05/2024	23:00	0	0	1	1	1	1	0	0	0	0	0	0	0	0	0	0	0	0	0	4	29.5	35	20 to 30	50.0	2	50.0
24 Hr Summary		4	69	325	756	267	27	4	0	0	0	0	0	0	0	0	0	0	0	0	1452	26.9	31.5	20 to 30	74.4	298	20.5



Incoming Histogram

Site 1B (outside no 10 Long Lane)

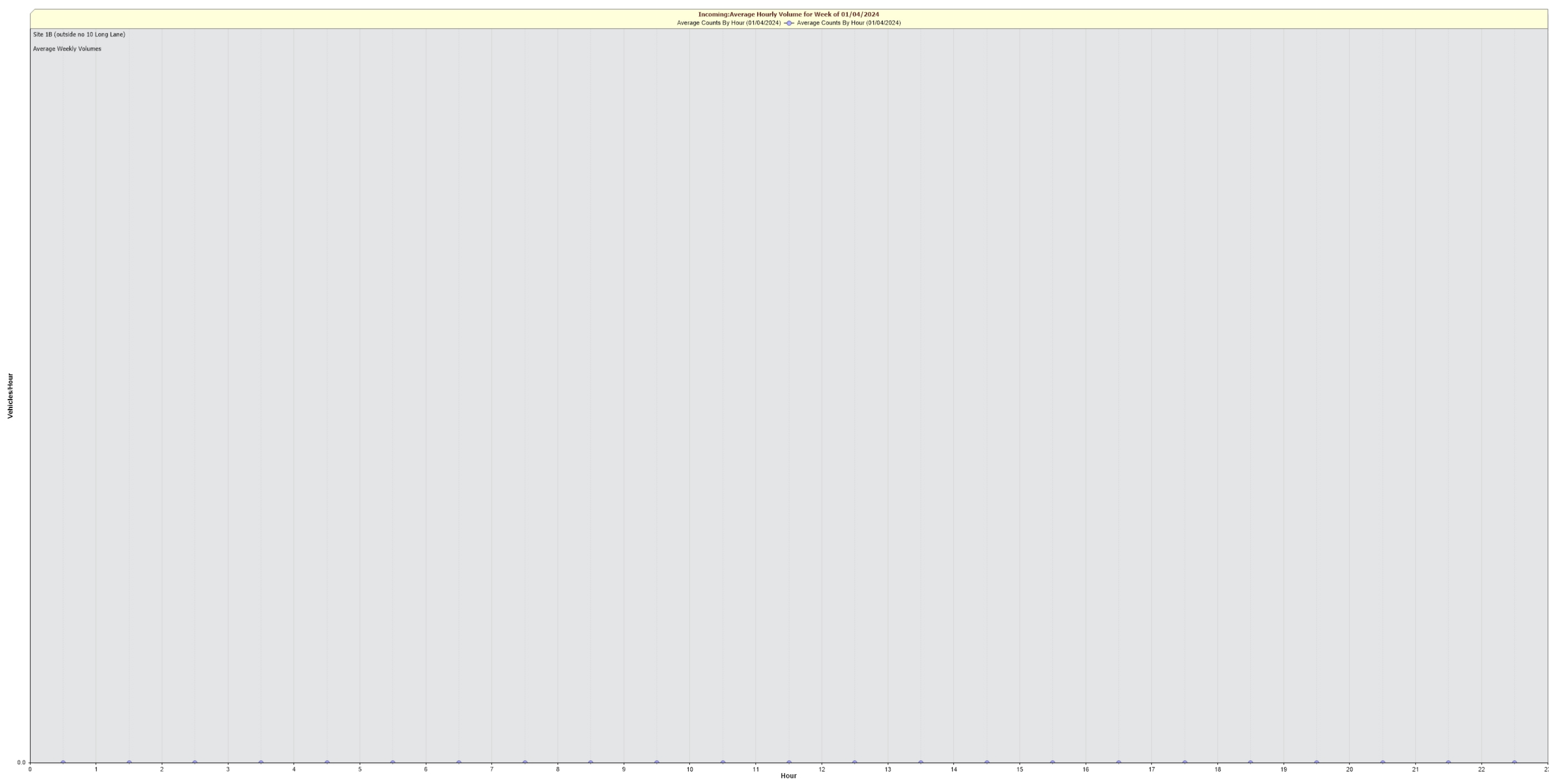
from Sun-Apr-07-2024-12-00-PM to Tue-May-07-2024-02-59-PM

Date	Starting Hr:min	<15	15 to <20	20 to <25	25 to <30	30 to <35	35 to <40	40 to <45	45 to <50	50 to <55	55 to <60	60 to <65	65 to <70	70 to <75	75 to <80	80 to <85	85 to <90	90 to <95	95 to <100	100 to >105	Total Counts	Avg Speed (MPH)	85pet Speed	10MPH Pace	% in pace	# of Speeders	% Speeders	
07/05/2024	00:00	0	0	0	0	0	0	0	0	0	0	0	0	0	0	0	0	0	0	0	0	0	0	*	*	*	*	
07/05/2024	01:00	0	0	0	1	0	1	0	0	0	0	0	0	0	0	0	0	0	0	0	0	2	32	40	20 to 30	50.0	1	50.0
07/05/2024	02:00	0	0	0	0	0	0	0	0	0	0	0	0	0	0	0	0	0	0	0	0	0	0	0	*	*	*	*
07/05/2024	03:00	0	0	0	0	0	0	0	0	0	0	0	0	0	0	0	0	0	0	0	0	0	0	0	*	*	*	*
07/05/2024	04:00	0	0	0	1	0	0	0	0	0	0	0	0	0	0	0	0	0	0	0	0	1	27	30	20 to 30	100.0	*	*
07/05/2024	05:00	0	0	3	6	2	2	0	0	0	0	0	0	0	0	0	0	0	0	0	0	13	28.3	35	20 to 30	69.2	4	30.8
07/05/2024	06:00	0	3	4	17	12	2	0	0	0	0	0	0	0	0	0	0	0	0	0	0	38	28.1	33.3	25 to 35	76.3	14	36.8
07/05/2024	07:00	0	3	5	37	16	2	0	0	0	0	0	0	0	0	0	0	0	0	0	0	63	28.1	32.8	25 to 35	84.1	18	28.6
07/05/2024	08:00	0	1	13	38	22	6	0	0	0	0	0	0	0	0	0	0	0	0	0	0	80	28.5	33.6	25 to 35	75.0	28	35.0
07/05/2024	09:00	0	7	28	60	16	3	0	0	0	0	0	0	0	0	0	0	0	0	0	0	114	26.5	30.6	20 to 30	77.2	19	16.7
07/05/2024	10:00	3	10	47	66	13	3	0	0	0	0	0	0	0	0	0	0	0	0	0	0	142	25.4	29.6	20 to 30	79.6	16	11.3
07/05/2024	11:00	0	4	46	60	18	0	0	0	0	0	0	0	0	0	0	0	0	0	0	0	128	26	29.9	20 to 30	82.8	18	14.1
07/05/2024	12:00	0	9	50	63	17	3	0	0	0	0	0	0	0	0	0	0	0	0	0	0	142	25.9	29.9	20 to 30	79.6	20	14.1
07/05/2024	13:00	1	10	37	74	19	3	1	0	0	0	0	0	0	0	0	0	0	0	0	0	145	26.3	30.3	20 to 30	76.6	23	15.9
07/05/2024	14:00	0	3	23	65	28	4	0	0	0	0	0	0	0	0	0	0	0	0	0	0	123	27.7	32.5	25 to 35	75.6	32	26.0
07/05/2024	15:00	*	*	*	*	*	*	*	*	*	*	*	*	*	*	*	*	*	*	*	*	*	*	*	*	*	*	*
07/05/2024	16:00	*	*	*	*	*	*	*	*	*	*	*	*	*	*	*	*	*	*	*	*	*	*	*	*	*	*	*
07/05/2024	17:00	*	*	*	*	*	*	*	*	*	*	*	*	*	*	*	*	*	*	*	*	*	*	*	*	*	*	*
07/05/2024	18:00	*	*	*	*	*	*	*	*	*	*	*	*	*	*	*	*	*	*	*	*	*	*	*	*	*	*	*
07/05/2024	19:00	*	*	*	*	*	*	*	*	*	*	*	*	*	*	*	*	*	*	*	*	*	*	*	*	*	*	*
07/05/2024	20:00	*	*	*	*	*	*	*	*	*	*	*	*	*	*	*	*	*	*	*	*	*	*	*	*	*	*	*
07/05/2024	21:00	*	*	*	*	*	*	*	*	*	*	*	*	*	*	*	*	*	*	*	*	*	*	*	*	*	*	*
07/05/2024	22:00	*	*	*	*	*	*	*	*	*	*	*	*	*	*	*	*	*	*	*	*	*	*	*	*	*	*	*
07/05/2024	23:00	*	*	*	*	*	*	*	*	*	*	*	*	*	*	*	*	*	*	*	*	*	*	*	*	*	*	*
24 Hr Summary		4	50	256	488	163	29	1	0	0	0	0	0	0	0	0	0	0	0	0	0	991	26.7	31.3	20 to 30	75.1	193	19.5

Site 1B (outside no 10 Long Lane)

Average Weekly Volumes

0.0










Site 1B (outside no 10 Long Lane)  
Average Weekly Speeds

MPH

0.0

Hour





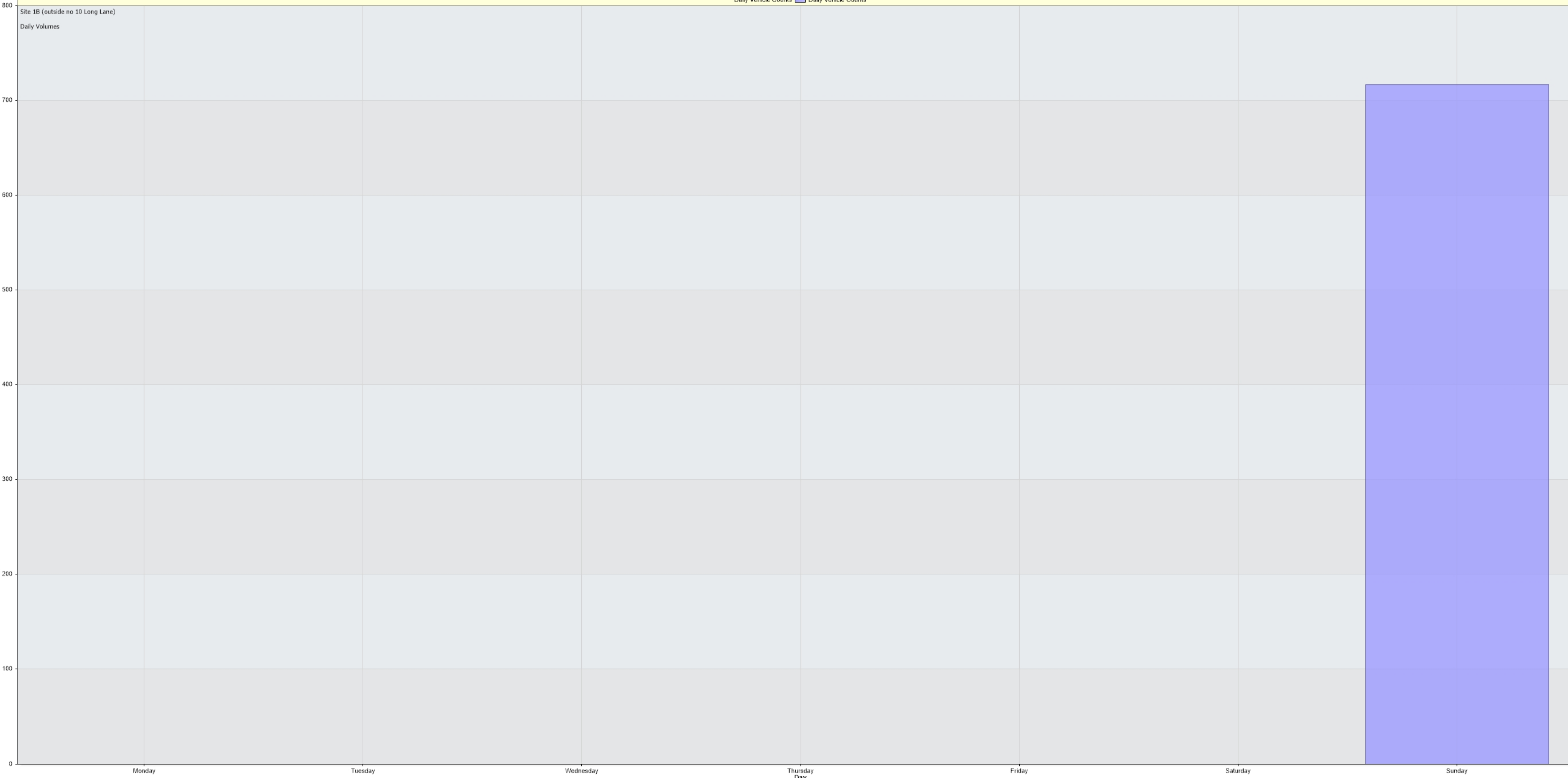






Incoming: Daily Volume for Week of 01/04/2024

Daily Vehicle Counts



Site 1B (outside no 10 Long Lane)  
Daily Volumes

Monday Tuesday Wednesday Thursday Day Friday Saturday Sunday





